



# SUZUKI MARINE

Parts Book

DT 30 (1983-1985)



1703 Hwy 35 So., Laurence Harbor, NJ 08879

**(732) 264-7176**

**(800) 338-0645 FAX (732) 264-2472**

[www.brownspoint.com](http://www.brownspoint.com)

PREFACE

When it becomes necessary to replace parts on SUZUKI OUTBOARD MOTORS, always use SUZUKI GENUINE PARTS which have passed a strict inspection which guarantees quality and performance.

This parts catalogue covers the list of all service parts for SUZUKI DT30 QD/VE, DT30R VE/VF.

INSTRUCTIONS FOR QUOTING THE CATALOGUE

1. DIMENSIONS

Dimensions of the parts in this catalogue are indicated in unit millimeters.

2. ABBREVIATIONS

Abbreviations used in this catalogue are as follows:

- |         |                           |           |                   |
|---------|---------------------------|-----------|-------------------|
| AR      | : As required             | NT        | : Number of teeth |
| ASSY    | : Assembly                | OPT       | : Optional        |
| E.No.   | : Engine number           | OS        | : Over size       |
| F.No.   | : Frame number            | STD       | : Standard        |
| d       | : Diameter of material "  | T         | : Thickness       |
| ID      | : Inside diameter         | US        | : Under size      |
| OD      | : Outside diameter        | W         | : Width           |
| L       | : Length                  | S,L,UL,LL | : Transom type    |
| LH      | : Left hand side          |           |                   |
| RH      | : Right hand side         |           |                   |
| ~123456 | : Up to F.No.03001-123456 |           |                   |
| 123456~ | : From F.No.03001-123456  |           |                   |
- 12 x 34 x 5.6 ..... Figures in the description column show the dimensions of parts.
- |     |     |
- ID    OD    T(or W,L)

3. INNER PARTS OF ASSEMBLY

Parts number that have a period (.) mark in front of the part description on a text page are separately serviced parts of the assembly.

4. MODIFICATION NOTICE

A parts bulletin will be sent to you on all occasions when changes in parts occur, including interchangeable modifications between new parts and old ones.

5. NOTE

- 5-1. There are some different parts from those of production models among spare parts for the administrative reasons and common use of them with other models.
- 5-2. In respect of rubber hoses and vinyl tubes, please be sure to use them by cutting off according to the length mentioned on parts catalogue or what is actually required on the vehicle.
- 5-3. Note that the drawings on the illustration page are for ready reference of spare parts number, not to be used as an assembly manual. When assembling, use "SUZUKI SERVICE MANUAL".

6. ON ISSUE TO NEW SPARE PARTS CATALOGUE

This parts catalogue was arranged to include modifications as of Oct., 1984. Once each year new parts catalogue will be issued, containing, of course, all prior modifications. Upon receipt of each new issue the old catalogue should be destroyed.

7. ENGINE NUMBER

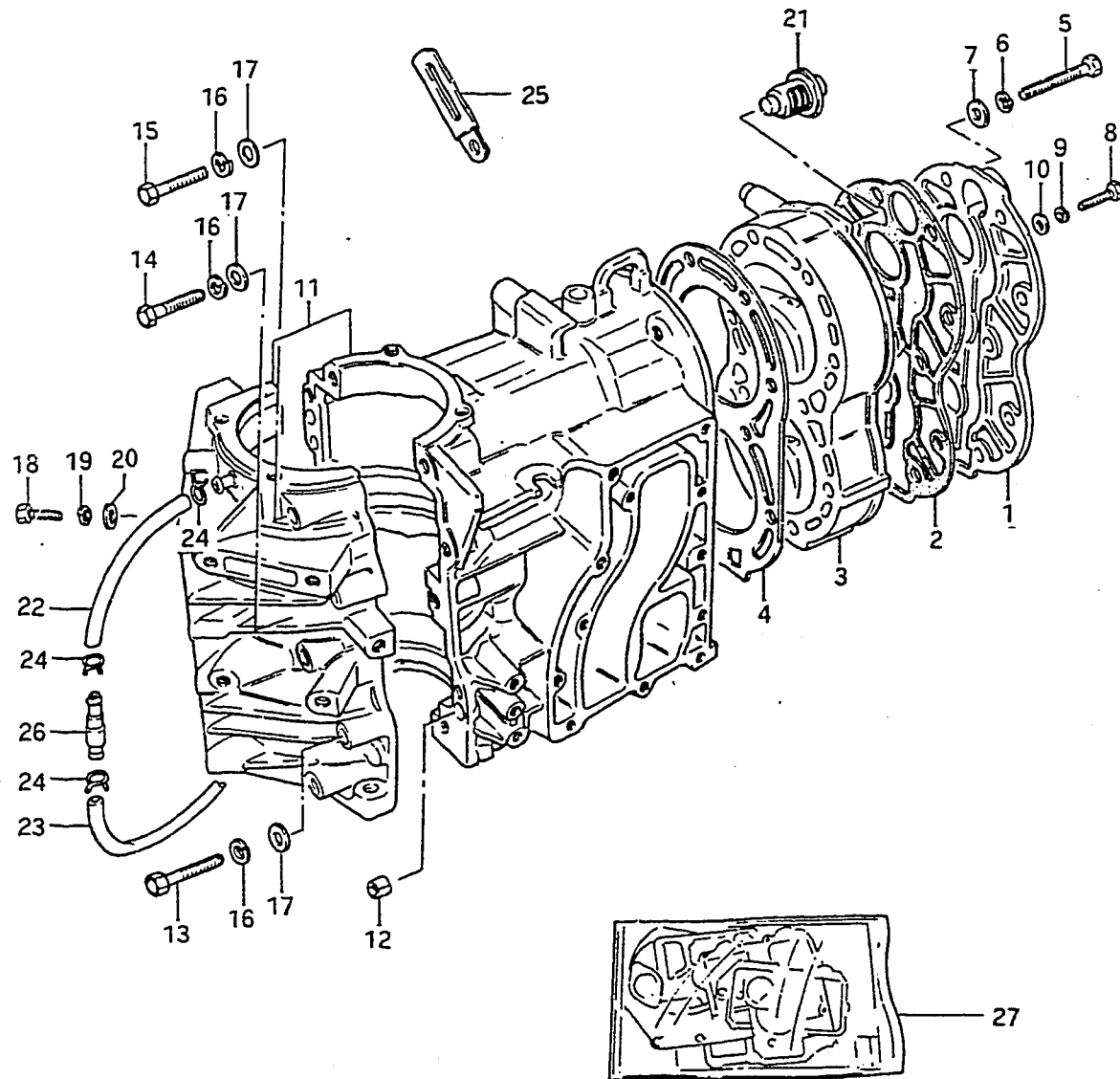
- DT30 QD : 03001-301001~308066  
 DT30 VE, DT30R VE : 03001-408067~411086  
 DT30R VF : 03001-511087~

| Year | Parts Model<br>Year Designation | Example* | Sales Model<br>Year Designation | Example   |
|------|---------------------------------|----------|---------------------------------|-----------|
| 1977 | C                               | Cxxxxx   | B                               | DT50ELB   |
| 1978 | D                               | Dxxxxx   | C                               | DT50ELC   |
| 1979 | F                               | Fxxxxx   | N                               | DT50ELN   |
| 1980 | G                               | Oxxxxx   | T                               | DT85TCLT  |
| 1981 | J                               | 1xxxxx   | X                               | DT140TCLX |
| 1982 | VZ                              | 2xxxxx   | Z                               | DT140TCLZ |
| 1983 | QD                              | 3xxxxx   | D                               | DT140TCXD |
| 1984 | VE                              | 4xxxxx   | E                               | DT140TCXE |
| 1985 | VF                              | 5xxxxx   | F                               | DT140TCXF |

\*Engine number off clamp bracket

FIG.1

FIG.1 (B- 2) CYLINDER



| REF.NO. | PART NO.        | DESCRIPTION          | Q'TY | REMARKS      |
|---------|-----------------|----------------------|------|--------------|
| 1       | 11161-96302-02M | COVER, cylinder head | 1    |              |
| 2       | 11162-96302     | GASKET               | 1    |              |
| 3       | 11111-96302-02M | CYLINDER HEAD        | 1    |              |
| 4       | 11141-96301     | GASKET               | 1    |              |
| 5       | 01107-08658     | BOLT                 | 10   |              |
| 6       | 08321-11088     | LOCK WASHER          | 10   |              |
| 7       | 08322-11088     | WASHER               | 10   |              |
| 8       | 01107-06258     | BOLT                 | 2    |              |
| 9       | 08321-21067     | LOCK WASHER          | 2    |              |
| 10      | 08322-21067     | WASHER               | 2    |              |
| 11-1    | 11301-96303-02M | CYLINDER ASSY        | 1    | model VE     |
| 11-2    | 11301-96304-02M | CYLINDER ASSY        | 1    | model VF     |
| 12      | 04211-09109     | .PIN                 | 2    |              |
| 13      | 01107-08558     | .BOLT                | 4    |              |
| 14      | 01107-08458     | .BOLT                | 2    |              |
| 15      | 01107-08608     | .BOLT                | 2    |              |
| 16      | 08321-21088     | .LOCK WASHER         | 8    |              |
| 17      | 08322-11088     | .WASHER              | 8    |              |
| 18      | 01107-06258     | .BOLT                | 4    |              |
| 19      | 08321-21067     | .LOCK WASHER         | 4    |              |
| 20      | 08322-21067     | .WASHER              | 4    |              |
| 21      | 17670-94300     | THERMOSTAT           | 1    |              |
| 22      | 09343-03051     | HOSE (3.1x6.8x330)   | 1    |              |
| 23      | 09343-03051     | HOSE (3.1x6.8x330)   | 1    |              |
| 24      | 09401-06403     | CLIP                 | 4    |              |
| 25      | 09404-06204     | CLAMP (L:80)         | 2    |              |
| 26      | 16710-96300     | CHECK VALVE          | 1    |              |
| 27-1    | 11400-96844     | GASKET SET           | 1    | OPT,model VE |
| 27-2    | 11400-96845     | GASKET SET           | 1    | OPT,model VF |

FWD

FIG.2

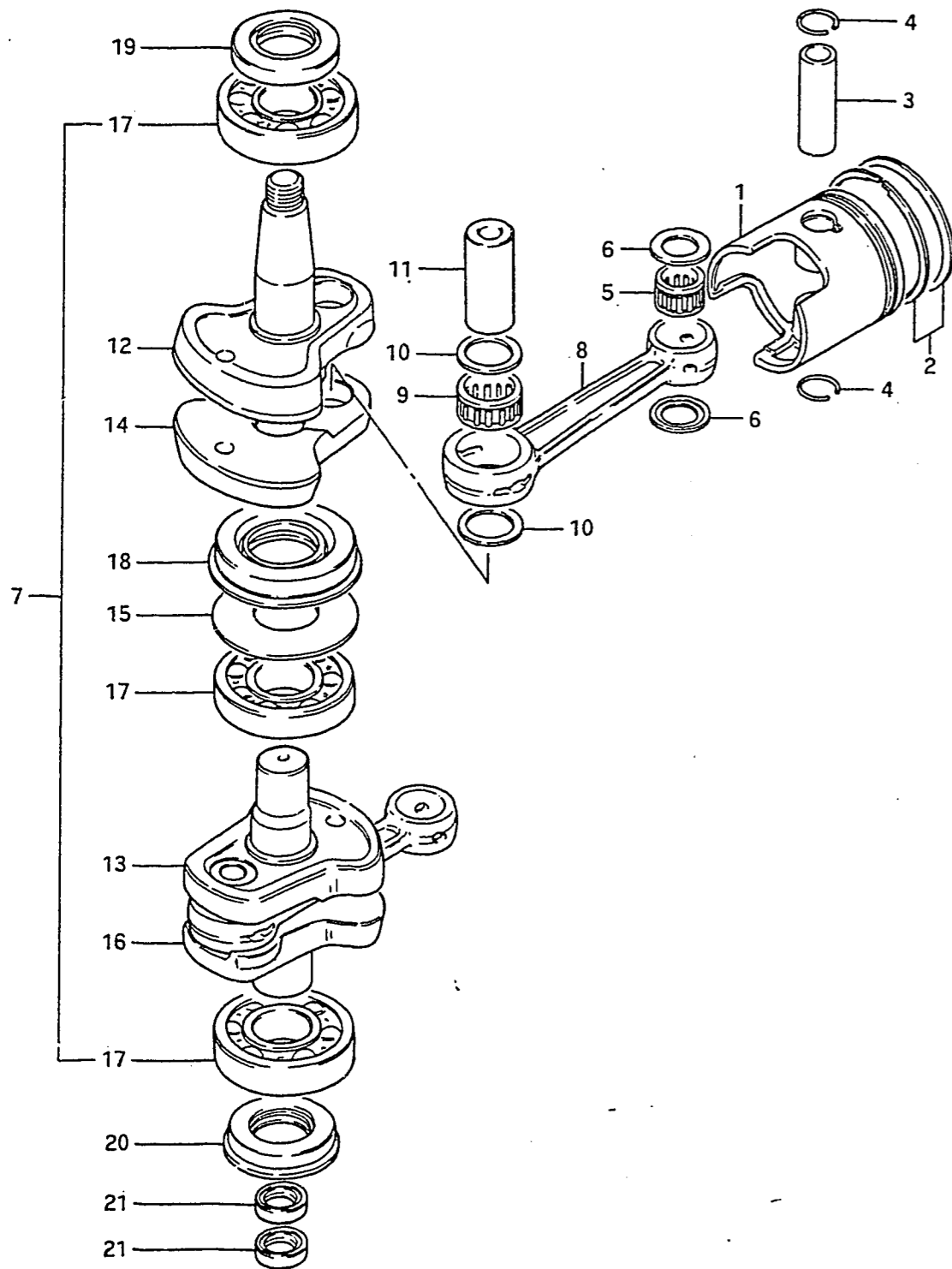


FIG.2 (B-3) CRANKSHAFT

| REF.NO. | PART NO.        | DESCRIPTION               | Q'TY | REMARKS           |
|---------|-----------------|---------------------------|------|-------------------|
| 1-1     | 12110-96302     | PISTON, STD               | 2    | model QD          |
| 1-2     | 12110-96303     | PISTON, STD               | 2    | model VE/VF       |
| 1-3     | 12110-96351-025 | PISTON, OS:0.25           | 2    | OPT,~307588       |
| 1-4     | 12110-96352-025 | PISTON, OS:0.25           | 2    | OPT,307589~411086 |
| 1-5     | 12110-96353-025 | PISTON, OS:0.25           | 2    | OPT,511087~       |
| 1-6     | 12110-96351-050 | PISTON, OS:0.50           | 2    | OPT,~307588       |
| 1-7     | 12110-96352-050 | PISTON, OS:0.50           | 2    | OPT,307589~411086 |
| 1-8     | 12110-96353-050 | PISTON, OS:0.50           | 2    | OPT,511087~       |
| 2-1     | 12140-96301     | RING SET, piston, STD     | 2    |                   |
| 2-2     | 12140-96350-025 | RING SET, piston, OS:0.25 | 2    | OPT,model QD      |
| 2-3     | 12140-96351-025 | RING SET, piston, OS:0.25 | 2    | OPT,model VE/VF   |
| 2-4     | 12140-96350-050 | RING SET, piston, OS:0.50 | 2    | OPT,model QD      |
| 2-5     | 12140-96351-050 | RING SET, piston, OS:0.50 | 2    | OPT,model VE/VF   |
| 3       | 12151-92501     | PIN, piston               | 2    |                   |
| 4       | 09381-18002     | SNAP RING                 | 4    |                   |
| 5       | 09263-18016     | BEARING (18x23x22)        | 2    |                   |
| 6       | 09169-18001     | WASHER                    | 4    |                   |
| 7-1     | 12200-96352     | CRANKSHAFT ASSY           | 1    | ~411086           |
| 7-3     | 12200-96304     | CRANKSHAFT ASSY           | 1    | model VF          |
| 8       | 12161-96300     | .ROD, connecting          | 2    |                   |
| 9       | 09263-24016     | .BEARING (24x32x20)       | 2    |                   |
| 10      | 09181-24001     | .WASHER (24x31.5x1)       | 4    |                   |
| 11-1    | 12211-96300     | .PIN, crank               | 2    | ~411086           |
| 11-2    | 12211-96301     | .PIN, crank               | 2    | 511087~           |
| 12-1    | 12221-96302     | .CRANKSHAFT, upper        | 1    | ~308066           |
| 12-2    | 12221-96303     | .CRANKSHAFT, upper        | 2    | 408067~410151     |
| 12-3    | 12221-96304     | .CRANKSHAFT, upper        | 2    | 410152~           |



FIG.2

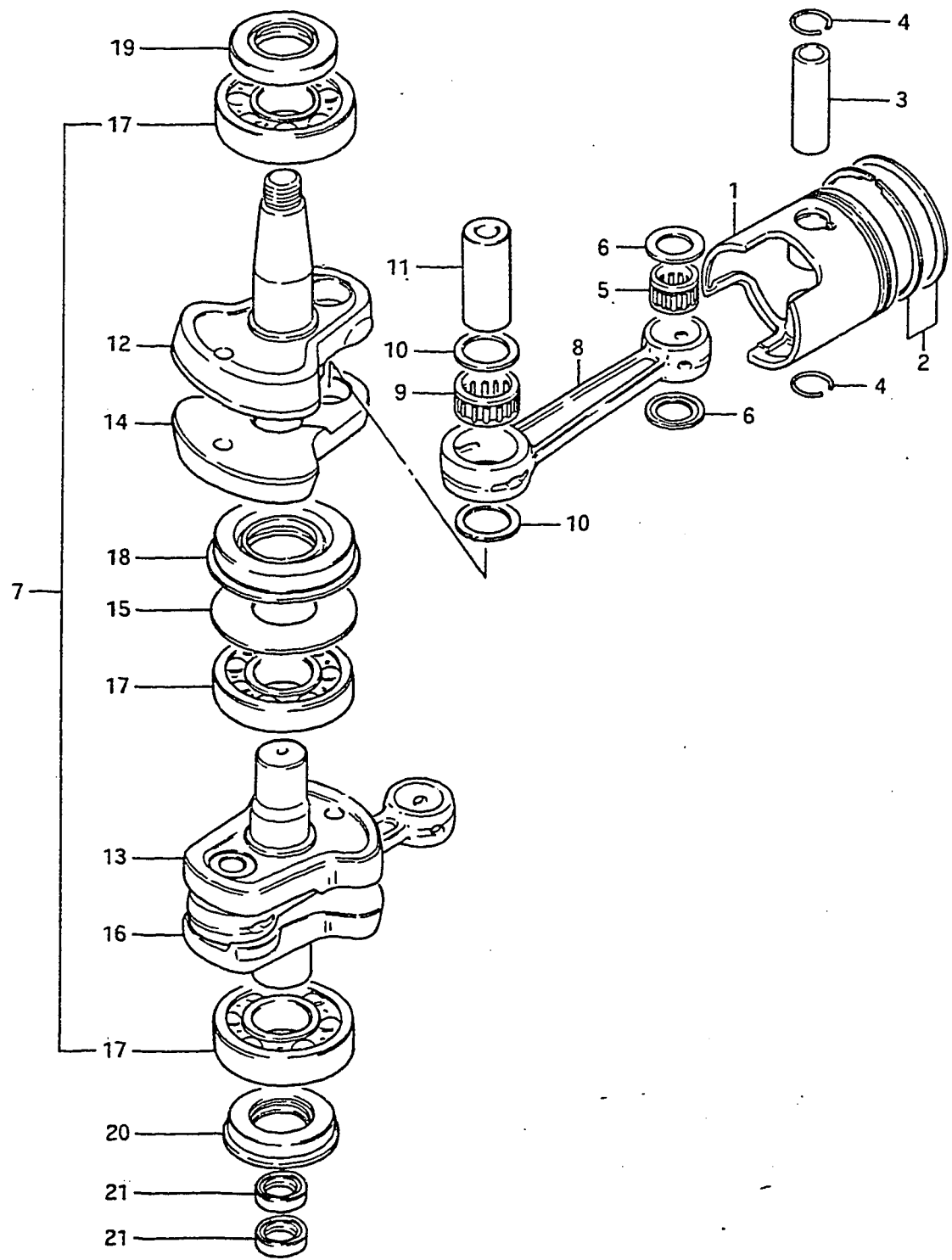


FIG.2 (B- 4) CRANKSHAFT

| REF.NO. | PART NO.    | DESCRIPTION          | Q'TY | REMARKS      |
|---------|-------------|----------------------|------|--------------|
| 13-1    | 12232-96302 | .WHEEL, middle under | 1    | ~308066      |
| 13-2    | 12232-96303 | .WHEEL, middle under | 1    | 408067~      |
| 14      | 12231-96302 | .WHEEL, middle upper | 1    |              |
| 15      | 09160-50002 | .WASHER (50x77x1)    | 1    |              |
| 16-1    | 12240-96304 | .CRANKSHAFT, under   | 1    | ~410151      |
| 16-2    | 12240-96305 | .CRANKSHAFT, under   | 1    | 410152~      |
| 17      | 09262-30055 | .BEARING (30x72x19)  | 3    |              |
| 18      | 09289-38013 | .OIL SEAL            | 1    |              |
| 19      | 09283-30011 | OIL SEAL (30x55x10)  | 1    |              |
| 20      | 09283-30042 | OIL SEAL (30x55x10)  | 1    | Flanged type |
| 21      | 09282-15004 | OIL SEAL (14.7x25x7) | 2    |              |

EWB

FIG.3

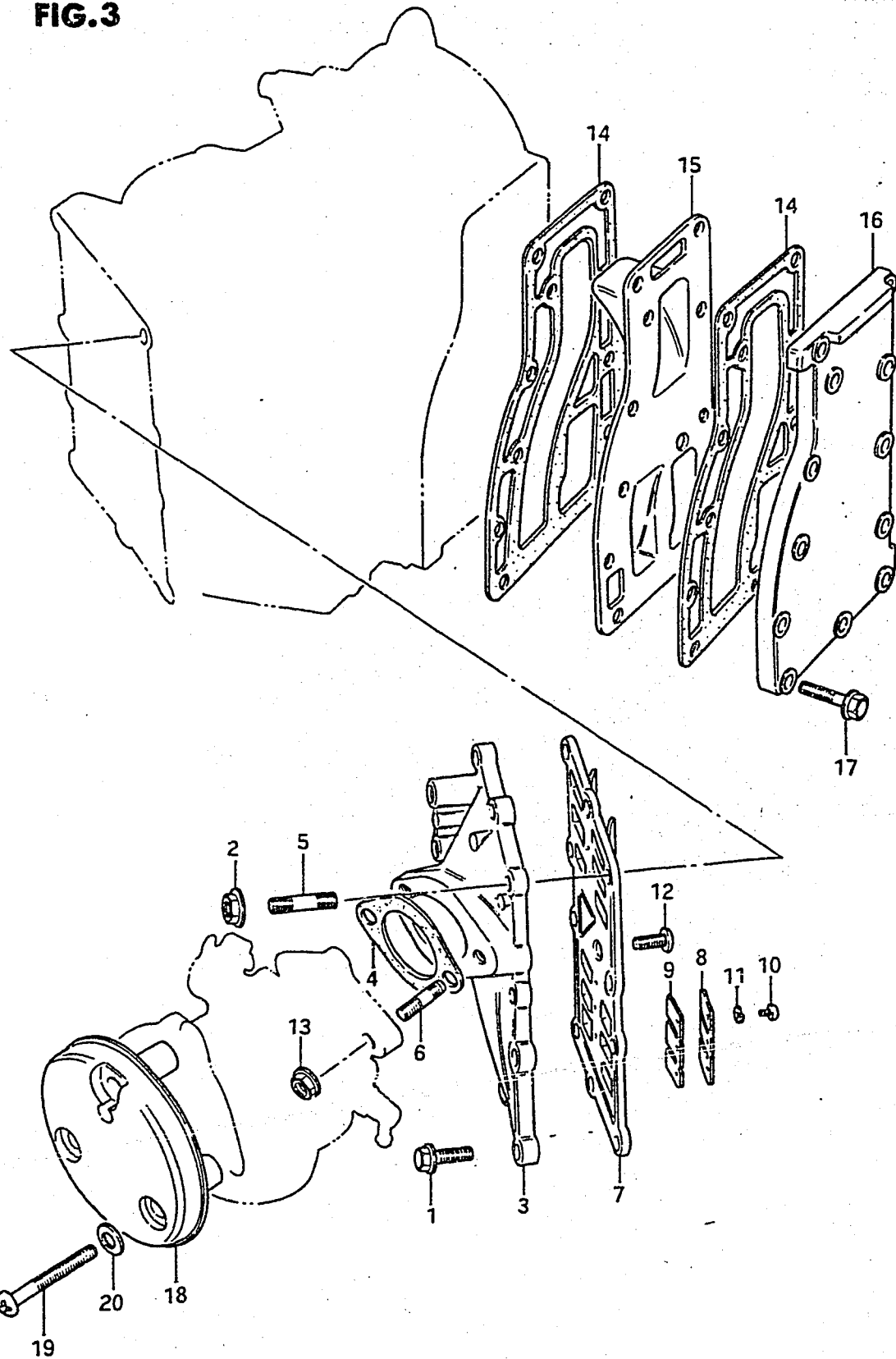


FIG.3 (B- 5) INLET CASE - EXHAUST COVER

| REF.NO. | PART NO.        | DESCRIPTION           | Q'TY | REMARKS     |
|---------|-----------------|-----------------------|------|-------------|
| 1       | 01517-06258     | BOLT                  | 8    |             |
| 2       | 09159-06017     | NUT                   | 2    |             |
| 3-1     | 12481-96300-02M | CASE, inlet           | 1    | model QD    |
| 3-2     | 12481-96301-02M | CASE, inlet           | 1    | model VE/VF |
| 4       | 13125-93000     | GASKET, carburetor    | 1    |             |
| 5       | 01411-08208     | STUD BOLT             | 2    |             |
| 6       | 01421-06208     | STUD BOLT             | 2    |             |
| 7       | 13150-96300     | REED VALVE ASSY       | 1    |             |
| 8       | 13152-96300     | .STOPPER, reed valve  | 4    |             |
| 9       | 13153-96300     | .LEAD, valve          | 4    |             |
| 10      | 02112-03068     | .SCREW                | 12   |             |
| 11      | 08321-21067     | .LOCK WASHER          | 12   |             |
| 12      | 02122-06168     | SCREW                 | 1    |             |
| 13      | 08316-16088     | NUT                   | 2    |             |
| 14      | 14151-96300     | GASKET, exhaust cover | 2    |             |
| 15      | 14131-96301     | PLATE, exhaust        | 1    |             |
| 16      | 14141-96300-02M | COVER, exhaust        | 1    |             |
| 17      | 01517-06258     | BOLT                  | 12   |             |
| 18      | 13811-96300     | CASE, silencer        | 1    |             |
| 19      | 02112-06408     | SCREW                 | 3    |             |
| 20      | 08322-21067     | WASHER                | 3    |             |

FIG.4

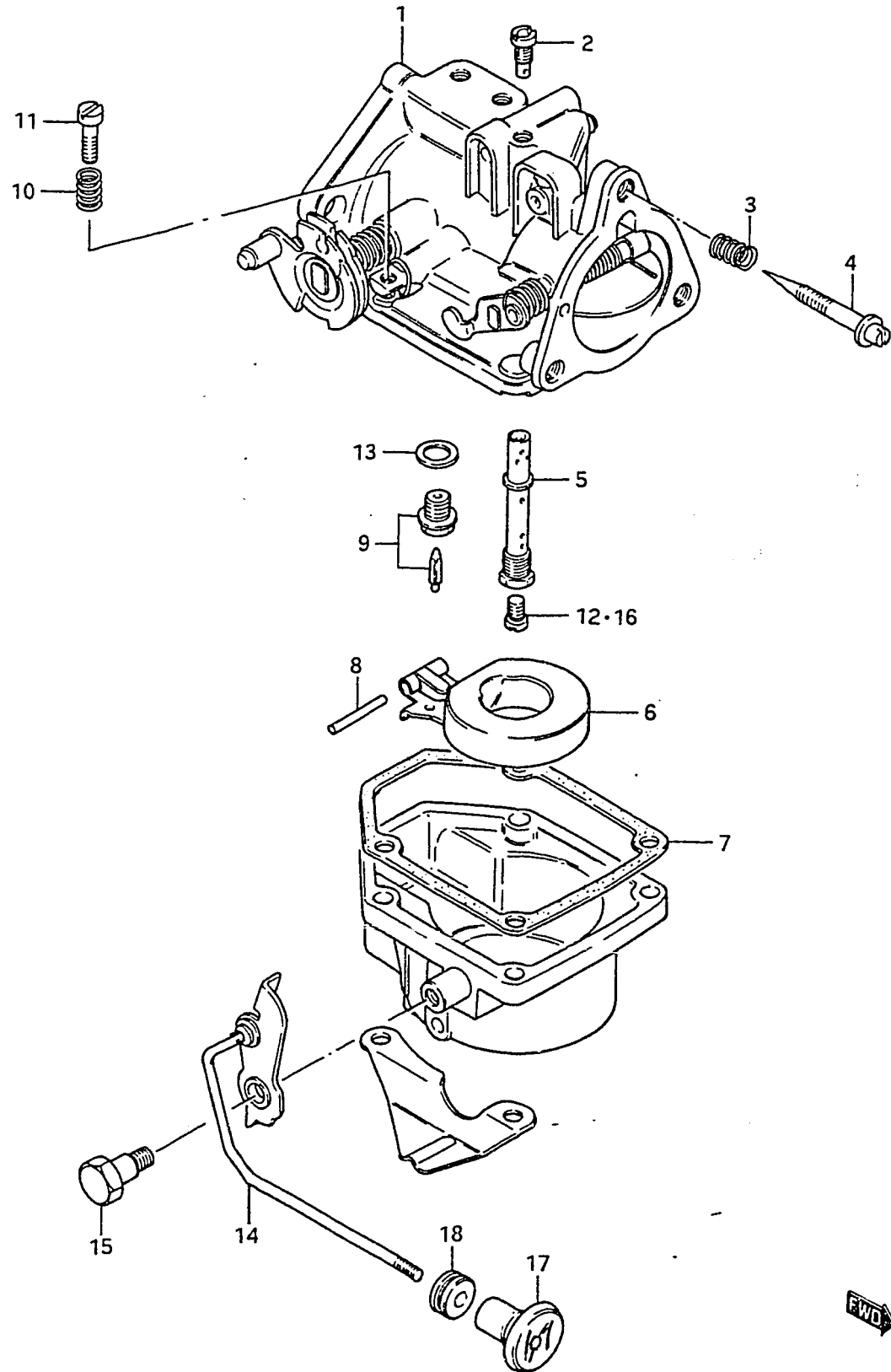


FIG.4 (B- 6) CARBURETOR

| REF.NO. | PART NO.    | DESCRIPTION            | Q'TY | REMARKS       |
|---------|-------------|------------------------|------|---------------|
| 1-1     | 13200-96300 | CARBURETOR ASSY        | 1    | ~303224       |
| 1-2     | 13200-96301 | CARBURETOR ASSY        | 1    | 303225~408066 |
| 1-3     | 13200-96302 | CARBURETOR ASSY        | 1    | 408067~411086 |
| 1-4     | 13200-96303 | CARBURETOR ASSY        | 1    | 511087~       |
| 2       | 09492-85001 | .JET, air (85)         | 1    |               |
| 3       | 13271-93311 | .SPRING, air screw     | 1    |               |
| 4       | 13269-93311 | .SCREW, pilot air      | 1    |               |
| 5       | 13235-96300 | .NOZZLE                | 1    |               |
| 6       | 13250-93012 | .FLOAT                 | 1    |               |
| 7       | 13251-93310 | .GASKET, float chamber | 1    |               |
| 8       | 13254-93010 | .PIN, float            | 1    |               |
| 9       | 13370-28110 | .VALVE ASSY, needle    | 1    |               |
| 10      | 13268-96110 | .SPRING, throttle stop | 1    |               |
| 11      | 13534-96300 | .SCREW, throttle stop  | 1    |               |
| 12      | 09491-32006 | .JET, main (160)       | 1    |               |
| 13      | 13392-58600 | .GASKET, valve seat    | 1    |               |
| 14      | 13681-96300 | .LEVER, choke          | 1    |               |
| 15      | 13682-96300 | .BOLT                  | 1    |               |
| 16-1    | 09491-34004 | JET, main (170)        | 1    | OPT           |
| 16-2    | 09491-33004 | JET, main (165)        | 1    | OPT           |
| 16-3    | 09491-31003 | JET, Main (155)        | 1    | OPT           |
| 17      | 13631-93500 | KNOB, starter          | 1    |               |
| 18      | 09305-04005 | BUSH                   | 1    |               |

FIG.5

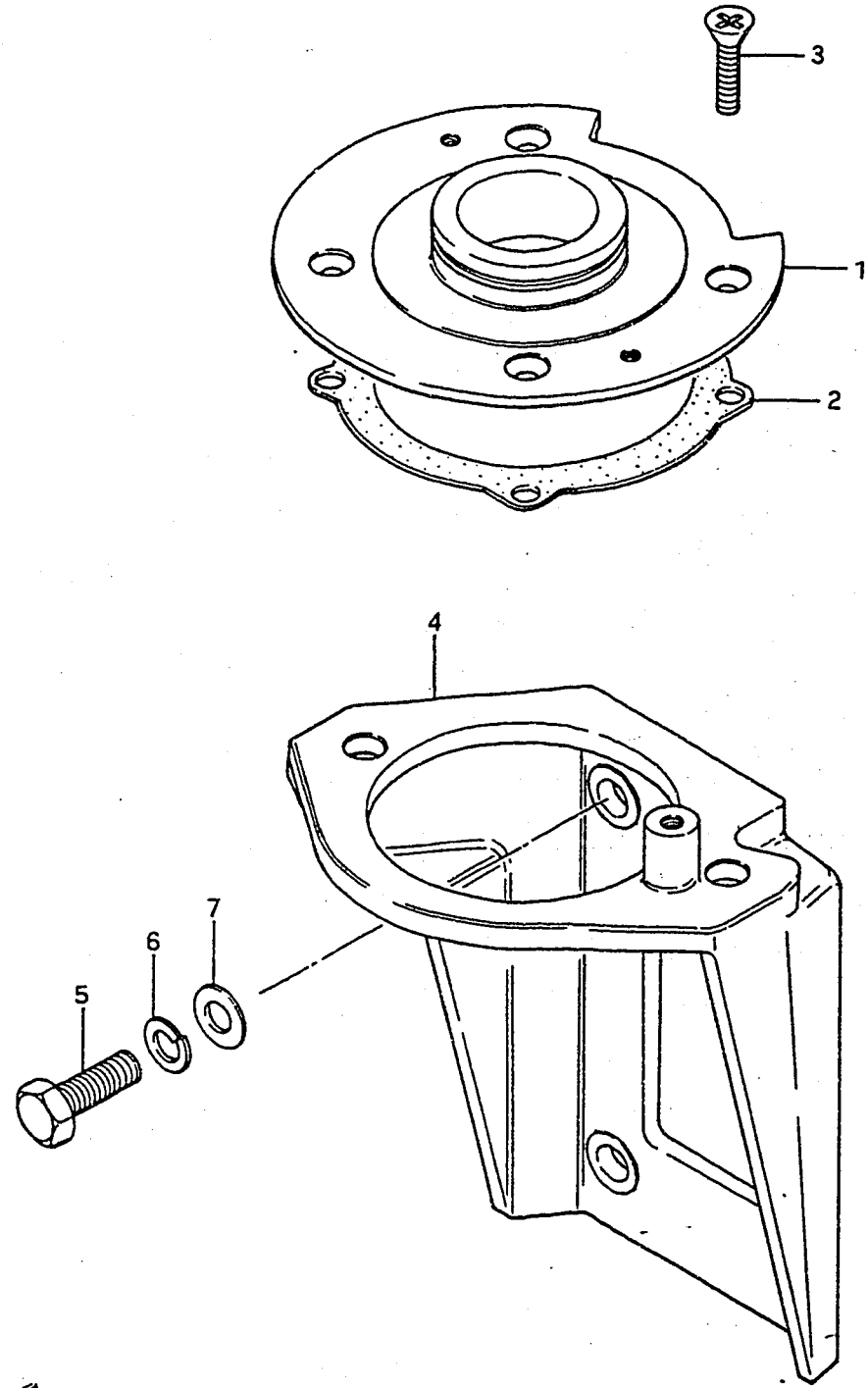


FIG.5 (B- 7) UPPER OIL SEAL HOUSING

| REF.NO. | PART NO.        | DESCRIPTION             | Q'TY | REMARKS          |
|---------|-----------------|-------------------------|------|------------------|
| 1       | 11411-96301     | HOUSING, upper oil seal | 1    |                  |
| 2       | 11413-96300     | GASKET                  | 1    |                  |
| 3       | 02122-06208     | SCREW                   | 4    |                  |
| 4       | 31911-96302-02M | BRACKET, starter        | 1    | ELECTRIC STARTER |
| 5       | 01107-08258     | BOLT                    | 4    | ELECTRIC STARTER |
| 6       | 08321-21088     | LOCK WASHER             | 4    | ELECTRIC STARTER |
| 7       | 08322-11088     | WASHER                  | 4    | ELECTRIC STARTER |



FIG.6

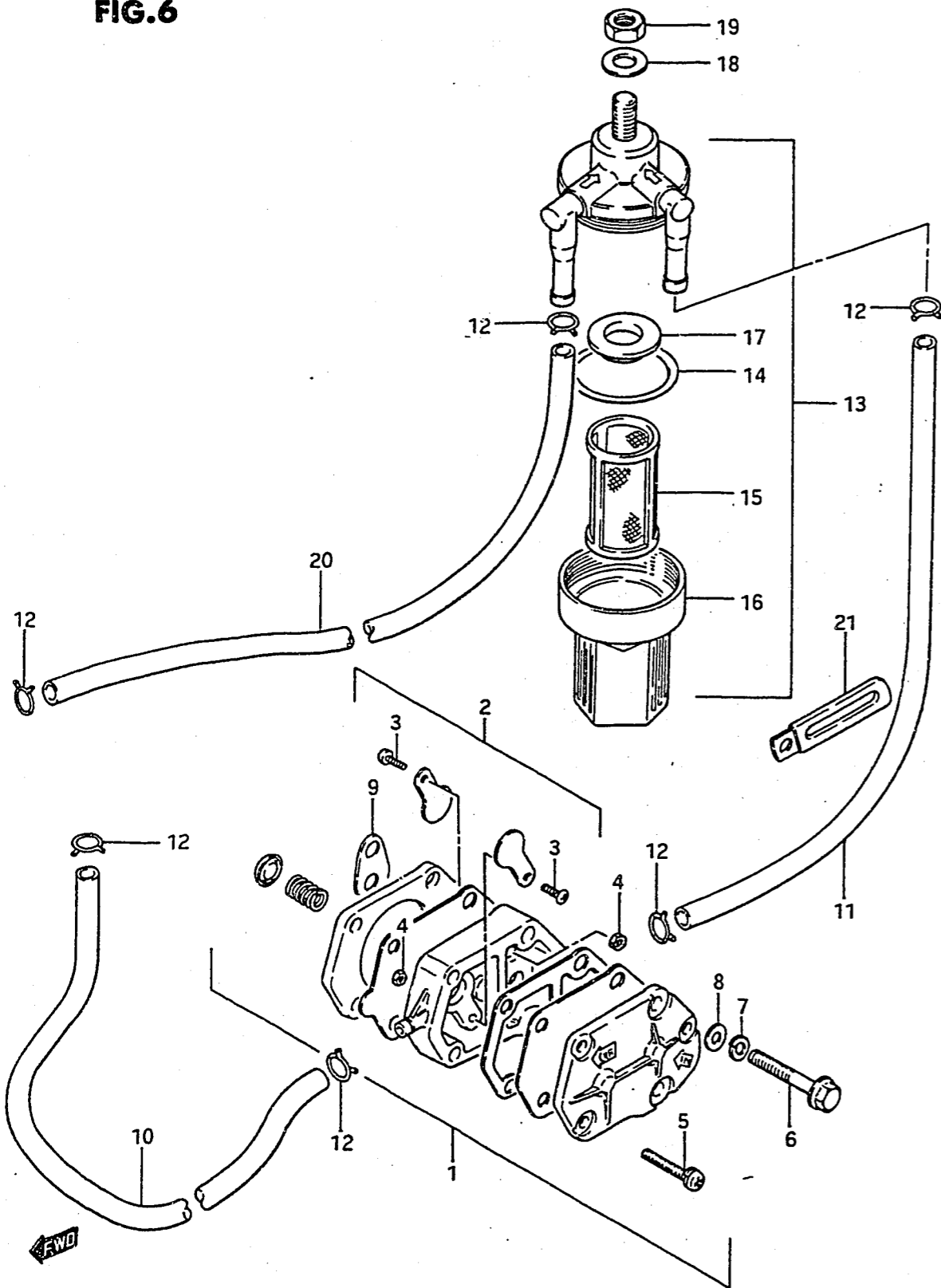


FIG.6 (B- 8) FUEL PUMP

| REF.NO. | PART NO.    | DESCRIPTION     | Q'TY | REMARKS   |
|---------|-------------|-----------------|------|-----------|
| 1       | 15100-94301 | PUMP ASSY, fuel | 1    |           |
| 2       | 15170-94311 | .DIAPHRAGM SET  | 1    |           |
| 3       | 15183-94301 | .SCREW          | 2    |           |
| 4       | 15186-94300 | .NUT            | 2    |           |
| 5       | 15851-94300 | .SCREW          | 3    |           |
| 6       | 01107-06408 | BOLT            | 2    |           |
| 7       | 08321-21067 | LOCK WASHER     | 2    |           |
| 8       | 08322-21067 | WASHER          | 2    |           |
| 9       | 15321-99700 | GASKET          | 1    |           |
| 10      | 09343-05137 | HOSE (5x9x500)  | 1    | L:500→195 |
| 11      | 09343-05137 | HOSE (5x9x500)  | 1    | L:500→195 |
| 12      | 09401-09402 | CLIP            | 6    |           |
| 13      | 15410-93400 | FILTER, fuel    | 1    |           |
| 14      | 15415-93400 | .O RING         | 1    |           |
| 15      | 15412-93400 | .STRAINER       | 1    |           |
| 16      | 15413-93400 | .CUP            | 1    |           |
| 17      | 15416-93400 | .PACKING        | 1    |           |
| 18      | 08322-21088 | WASHER          | 1    |           |
| 19      | 08310-22088 | NUT             | 1    |           |
| 20      | 09343-05137 | HOSE (5x9x500)  | 1    | L:500→320 |
| 21      | 09404-06414 | CLAMP (L:80)    | 1    |           |

FIG.7

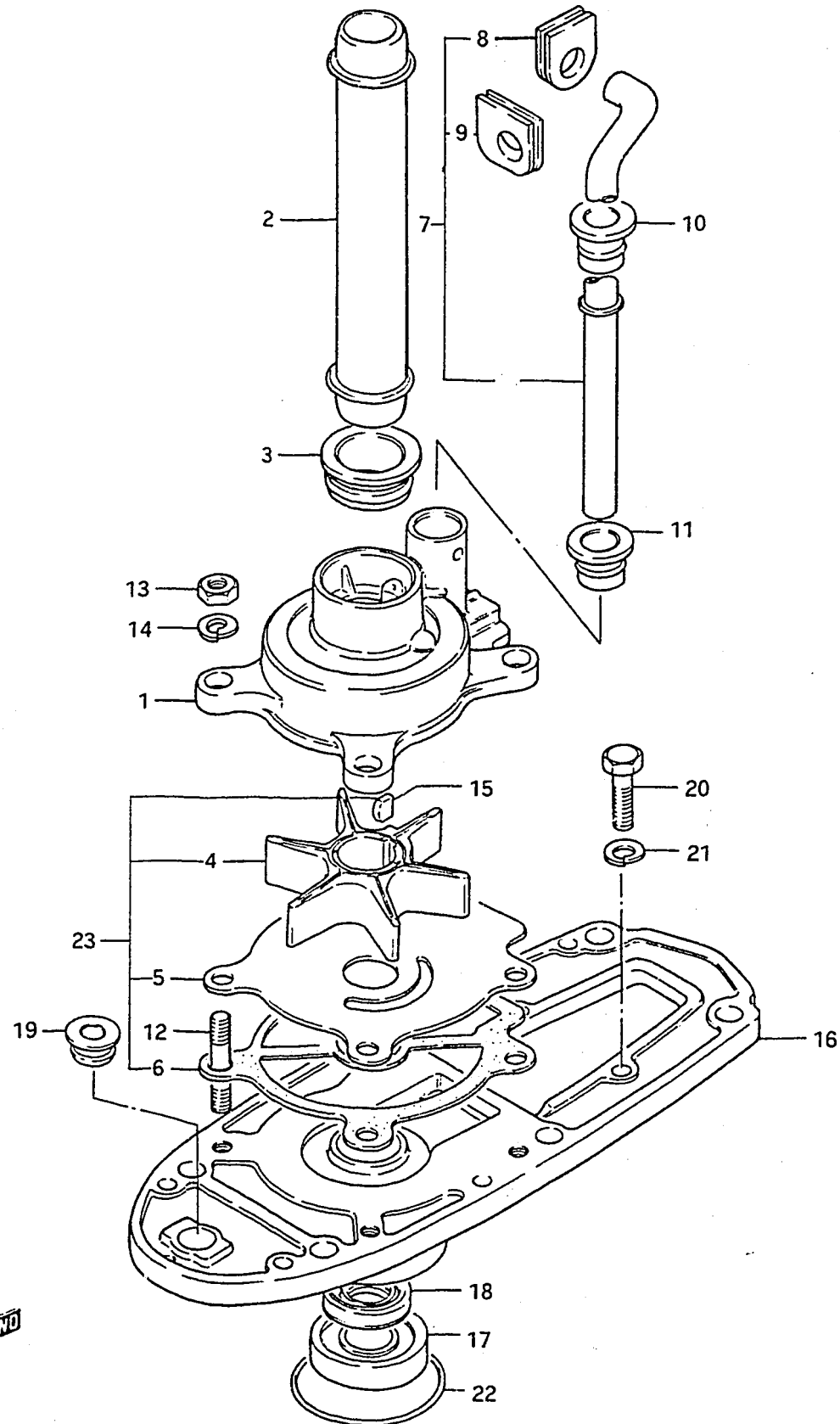


FIG.7 (B- 9) WATER PUMP

| REF.NO. | PART NO.        | DESCRIPTION                  | Q'TY | REMARKS     |
|---------|-----------------|------------------------------|------|-------------|
| 1-1     | 17411-96302     | CASE, water pump             | 1    | ~409926     |
| 1-2     | 17411-94400     | CASE, water pump             | 1    | 409927~     |
| 2-1     | 17431-96310     | TUBE, water pump seal (S)    | 1    |             |
| 2-2     | 17431-96300     | TUBE, water pump seal (L)    | 1    |             |
| 3       | 17432-96300     | GROMMET, seal tube           | 2    |             |
| 4       | 17461-96301     | IMPELLER, water pump         | 1    |             |
| 5-1     | 17471-96301     | PANEL, under                 | 1    | ~409926     |
| 5-2     | 17471-94400     | PANEL, under                 | 1    | 409927~     |
| 6-1     | 17472-96300     | GASKET, pump case lower      | 1    | ~409926     |
| 6-2     | 17472-96301     | GASKET, pump case lower      | 1    | 409927~     |
| 7-1     | 17560-96310     | TUBE, water (S)              | 1    | ~410651     |
| 7-2     | 17560-96311     | TUBE, water (S)              | 1    | 410652~     |
| 7-3     | 17560-96300     | TUBE, water (L)              | 1    | ~410651     |
| 7-4     | 17560-96301     | TUBE, water (L)              | 1    | 410652~     |
| 8-1     | 17563-96300     | .GROMMET, upper (1)          | 1    | ~410651     |
| 8-2     | 17563-96301     | .GROMMET, upper (1)          | 1    | 410652~     |
| 9-1     | 17564-96300     | .GROMMET, upper (2)          | 1    | ~410651     |
| 9-2     | 17564-96301     | .GROMMET, upper (2)          | 1    | 410652~     |
| 10      | 17565-96300     | GROMMET, middle              | 1    |             |
| 11-1    | 17566-96301     | GROMMET, lower               | 1    | ~409926     |
| 11-2    | 17566-96302     | GROMMET, lower               | 1    | 409927~     |
| 12      | 09108-06032     | STUD BOLT                    | 4    |             |
| 13      | 09140-06004     | NUT                          | 4    |             |
| 14      | 09162-06001     | LOCK WASHER                  | 4    |             |
| 15      | 09420-04006     | KEY                          | 1    |             |
| 16-1    | 56130-96300-02M | HOUSING, drive shaft bearing | 1    | model QD    |
| 16-2    | 56130-96301-02M | HOUSING, drive shaft bearing | 1    | model VE/VF |
| 17      | 09265-17002     | .BEARING                     | 1    |             |
| 18      | 09289-17004     | .OIL SEAL                    | 1    |             |
| 19      | 25214-96301     | .BUSH, shifting rod          | 1    |             |
| 20      | 09100-06103     | BOLT                         | 2    |             |
| 21      | 09162-06001     | LOCK WASHER                  | 2    |             |
| 22      | 09280-50005     | O RING                       | 1    |             |
| 23      | 17400-96350     | KIT, water pump repair       | 1    | OPT         |



FIG. 8

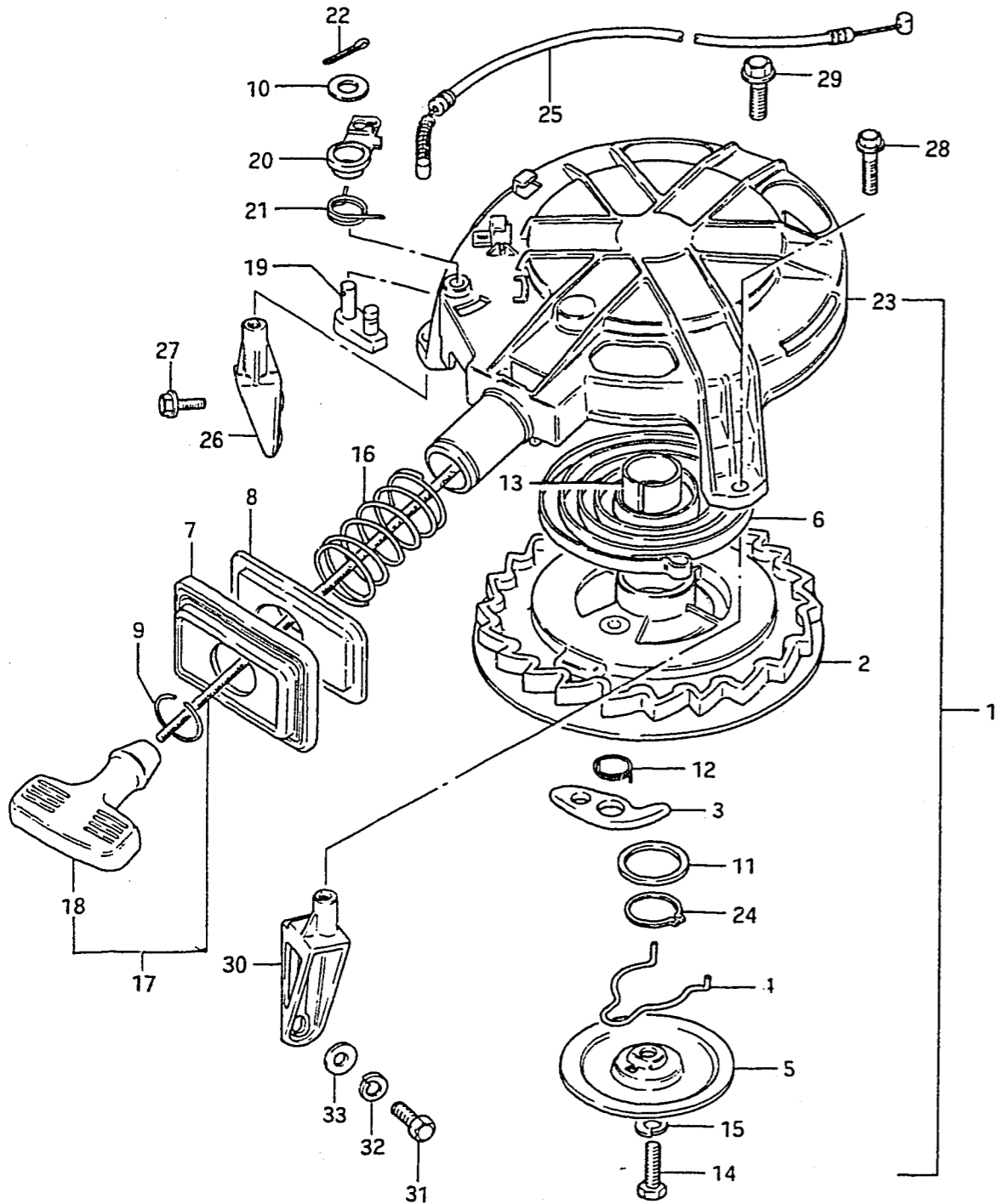


FIG.8. (B-10) RECOIL STARTER

| REF.NO. | PART NO.    | DESCRIPTION          | Q'TY | REMARKS         |
|---------|-------------|----------------------|------|-----------------|
| 1-1     | 18100-96303 | STARTER ASSY, recoil | 1    | ~307497         |
| 1-2     | 18100-96304 | STARTER ASSY, recoil | 1    | 307498~408716   |
| 1-3     | 18100-96305 | STARTER ASSY, recoil | 1    | 408717~411086   |
| 1-4     | 18100-96306 | STARTER ASSY, recoil | 1    | 511087~         |
| 2-1     | 18120-96300 | .REEL                | 1    | for 18100-96303 |
| 2-2     | 18120-96301 | .REEL                | 1    | for 18100-96304 |
| 3       | 18131-96301 | .RATCHET             | 1    |                 |
| 4       | 18153-96300 | .SPRING              | 1    |                 |
| 5       | 18151-96301 | .PLATE               | 1    |                 |
| 6       | 18142-96300 | .SPRING              | 1    |                 |
| 7       | 18191-95202 | .PLATE               | 1    |                 |
| 8       | 18192-95204 | .RUBBER, protector   | 1    |                 |
| 9       | 18195-95200 | .RING                | 1    |                 |
| 10      | 18335-96300 | .WASHER              | 1    |                 |
| 11      | 18162-96300 | .WASHER              | 1    |                 |
| 12      | 18155-96301 | .SPRING              | 1    |                 |
| 13      | 18124-96300 | .BUSH                | 1    |                 |
| 14      | 18332-96300 | .BOLT                | 1    |                 |
| 15      | 08321-31068 | .LOCK WASHER         | 1    |                 |
| 16      | 18196-93000 | .SPRING, protector   | 1    |                 |
| 17      | 18200-95202 | .GRIP ASSY           | 1    |                 |
| 18      | 18210-93001 | ..GRIP               | 1    |                 |
| 19      | 18281-96300 | .LEVER, stopper      | 1    |                 |
| 20      | 18282-96300 | .ARM, stopper        | 1    |                 |



FIG. 8

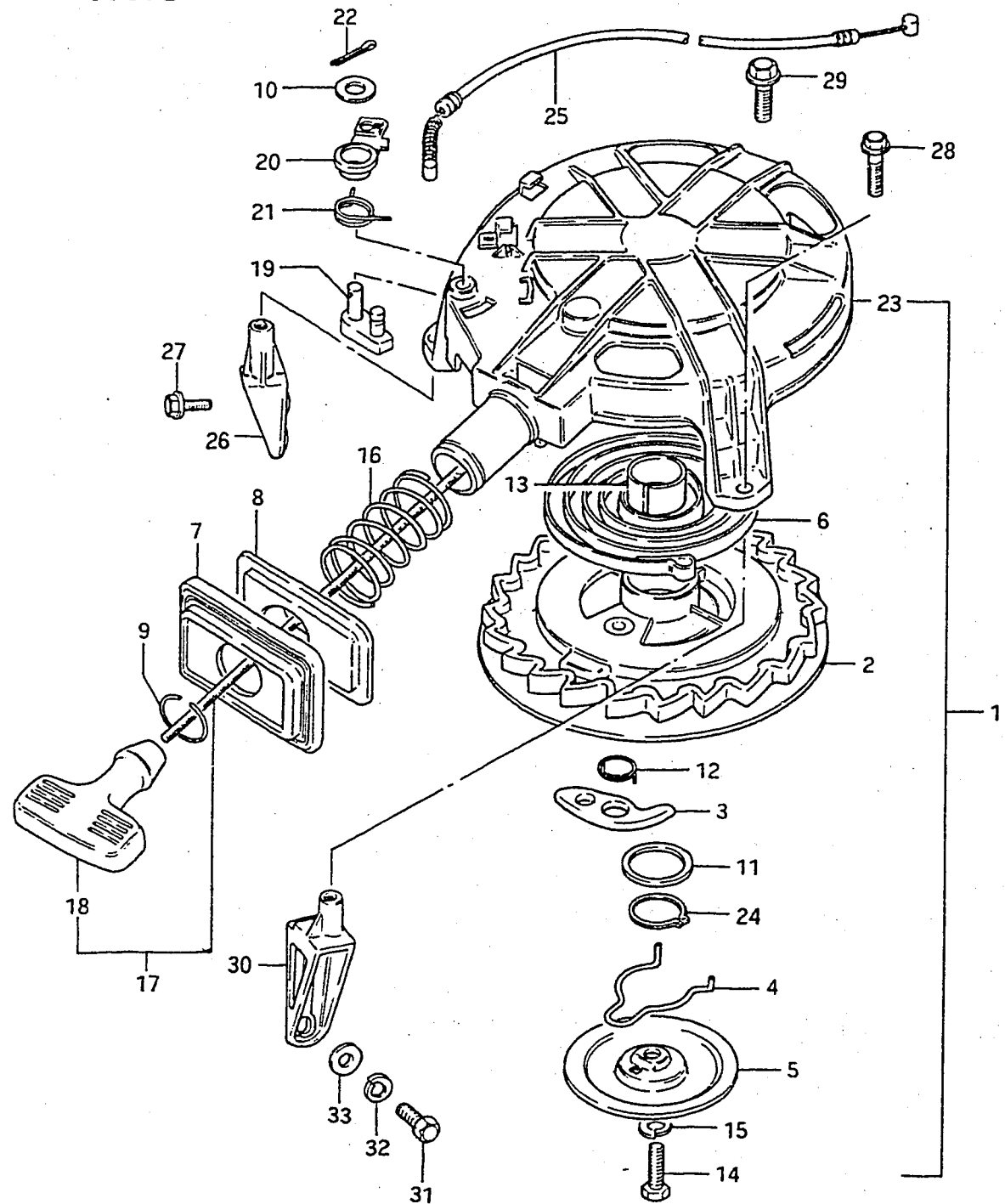


FIG. 8 (B-11) RECOIL STARTER

| REF.NO. | PART NO.        | DESCRIPTION                | Q'TY | REMARKS        |
|---------|-----------------|----------------------------|------|----------------|
| 21      | 18284-96300     | .SPRING                    | 1    |                |
| 22      | 18348-96300     | .PIN                       | 1    |                |
| 23      | 18111-96301     | .CASE, starter             | 1    |                |
| 24      | 18255-96300     | .SNAP CLIP                 | 1    |                |
| 25      | 18290-96300     | CABLE, NSI                 | 1    |                |
| 26-1    | 18711-96302-02M | BRACE, recoil starter STBD | 1    | model QD       |
| 26-2    | 18711-96303-02M | BRACE, recoil starter STBD | 1    | model VE/VF    |
| 27      | 01517-06208     | BOLT                       | 2    |                |
| 28      | 01517-06258     | BOLT                       | 2    |                |
| 29      | 01517-08258     | BOLT                       | 1    |                |
| 30      | 18721-96303-02M | BRACE, recoil starter PORT | 1    | MANUAL STARTER |
| 31      | 01107-08258     | BOLT                       | 2    |                |
| 32      | 08321-21088     | LOCK WASHER                | 2    |                |
| 33      | 08322-11088     | WASHER                     | 2    |                |

← FWD

FIG.9 (C- 2) CLUTCH

| REF.NO. | PART NO.    | DESCRIPTION              | Q'TY | REMARKS |
|---------|-------------|--------------------------|------|---------|
| 1       | 21210-96300 | SHAFT, clutch            | 1    |         |
| 2       | 09160-05010 | WASHER (5.5x10x0.8)      | 1    |         |
| 3       | 09204-01001 | COTTER PIN               | 1    |         |
| 4       | 09200-05006 | PIN                      | 1    |         |
| 5       | 21311-96300 | HOLDER, clutch shaft     | 4    |         |
| 6       | 01517-06208 | BOLT (6x20)              | 4    |         |
| 7       | 23111-96300 | ROD, clutch              | 1    |         |
| 8       | 09140-06004 | NUT                      | 1    |         |
| 9-1     | 25111-96310 | ROD, shift (S)           | 1    |         |
| 9-2     | 25111-96300 | ROD, shift (L)           | 1    |         |
| 10      | 25222-96300 | BOOT, shift rod          | 1    |         |
| 11      | 09280-08005 | O RING                   | 2    |         |
| 12      | 25211-96301 | GUIDE, shift rod         | 1    |         |
| 13      | 09280-13005 | O RING                   | 1    |         |
| 14      | 09205-03021 | SPRING PIN               | 1    |         |
| 15      | 25215-96301 | STOPPER, shift rod guide | 1    |         |
| 16      | 09139-04004 | SCREW                    | 2    |         |
| 17      | 09205-02004 | SPRING PIN               | 1    |         |
| 18-1    | 25311-96302 | CAM, shift               | 1    | ~410485 |
| 18-2    | 25311-96303 | CAM, shift               | 1    | 410486~ |
| 19      | 23311-94300 | TURNBUCKLE, clutch rod   | 1    |         |
| 20      | 23131-94300 | BOOT, clutch rod         | 1    |         |

FIG.9

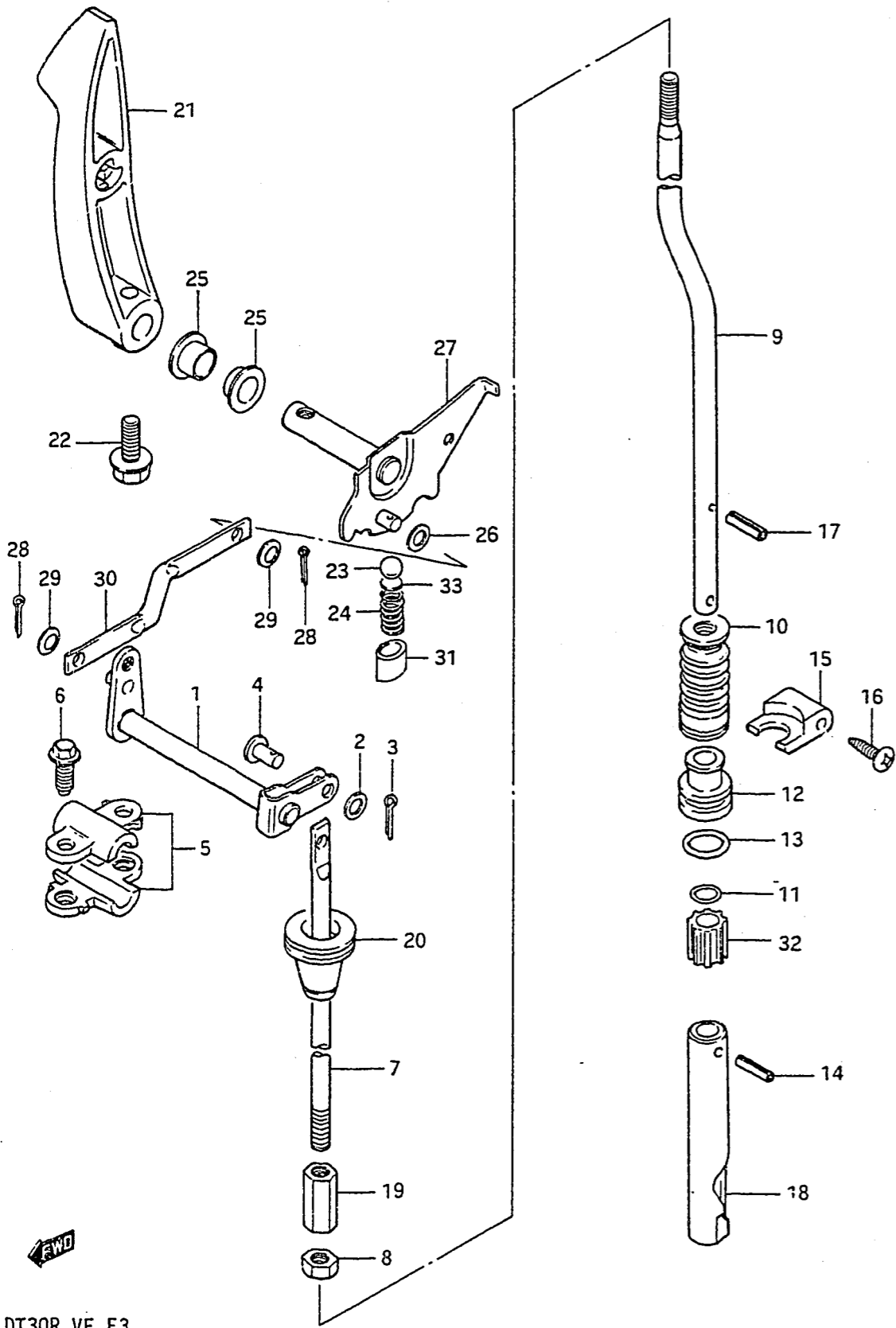


FIG. 9

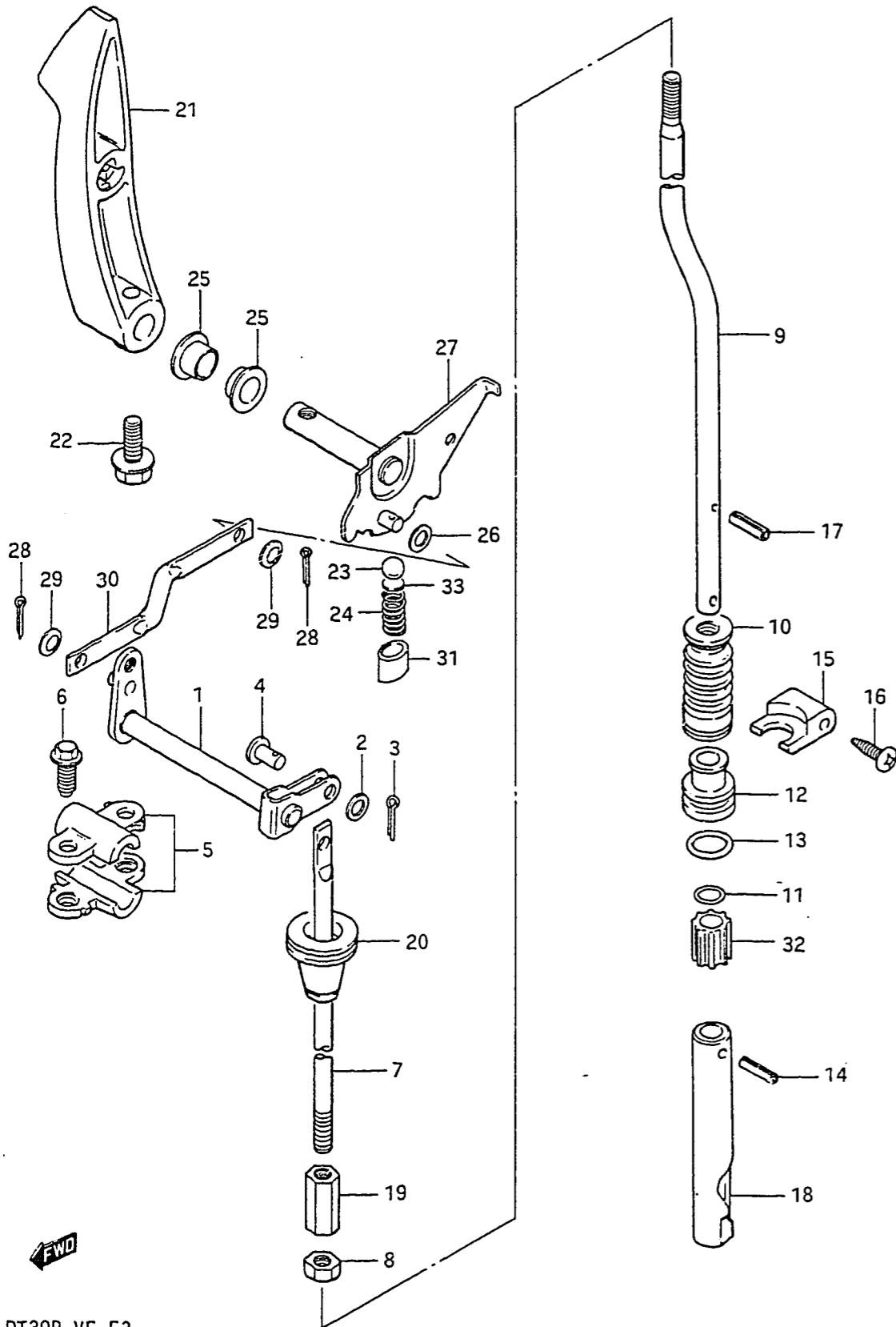


FIG. 9 (C- 3) CLUTCH

| REF.NO. | PART NO.        | DESCRIPTION         | Q'TY | REMARKS |
|---------|-----------------|---------------------|------|---------|
| 21      | 21111-96301-02M | LEVER, clutch       | 1    |         |
| 22      | 09103-06093     | BOLT (6x20)         | 1    |         |
| 23      | 09260-10005     | STEEL BALL          | 1    |         |
| 24      | 09440-07021     | SPRING              | 1    |         |
| 25      | 09306-10001     | BUSH                | 2    |         |
| 26      | 09160-05010     | WASHER (5.5x10x0.8) | 1    |         |
| 27      | 21120-96301     | PLATE, clutch notch | 1    |         |
| 28      | 09204-01002     | COTTER PIN          | 2    |         |
| 29      | 09164-05002     | WASHER              | 2    |         |
| 30      | 21241-96300     | ROD, clutch arm     | 1    |         |
| 31      | 25231-96301     | SPACER, magnet      | 1    |         |
| 32      | 25232-96301     | MAGNET              | 1    |         |
| 33      | 21121-93300     | PLATE, clutch notch | 1    |         |

FIG.10

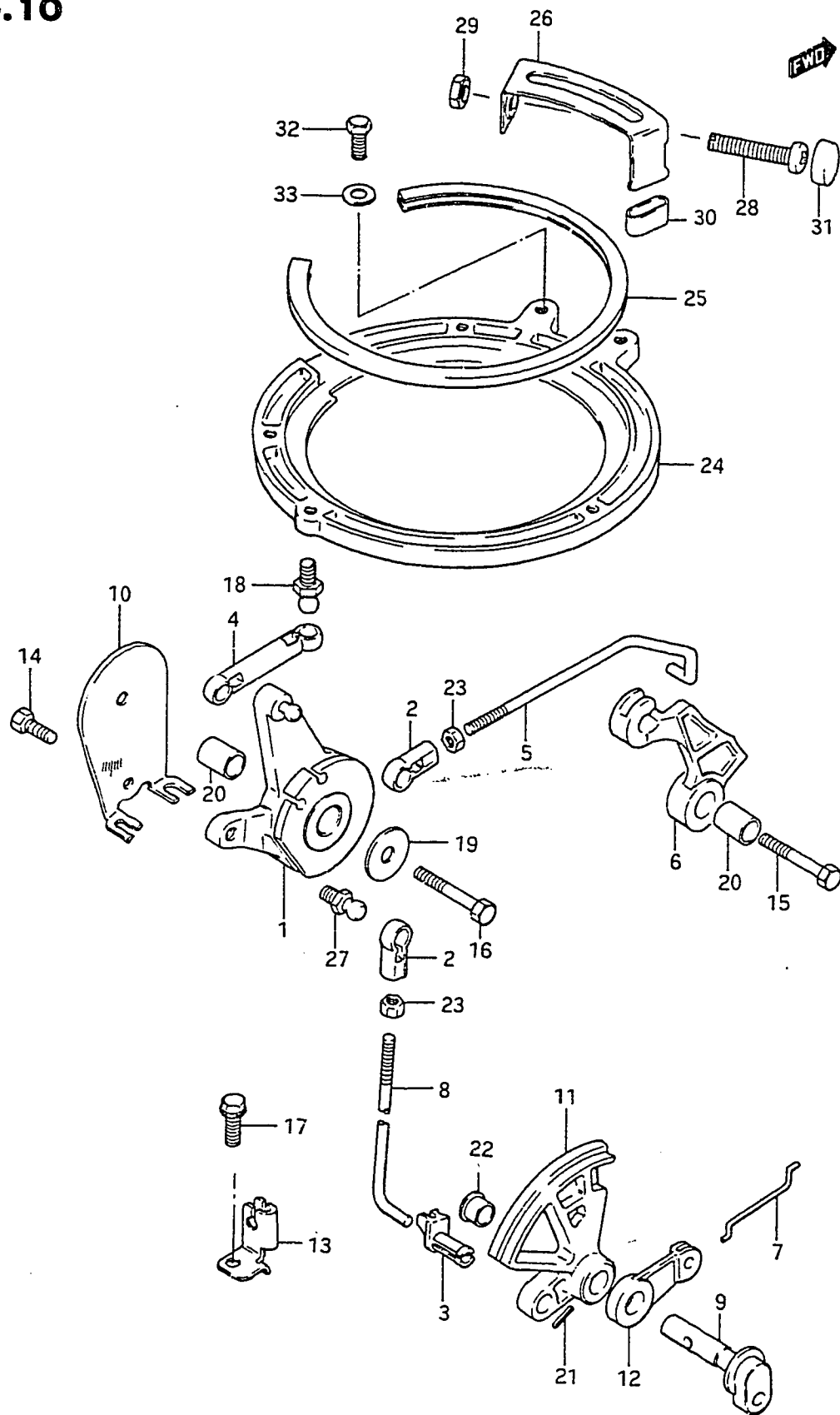


FIG.10 (C- 4) THROTTLE CONTROL

| REF.NO. | PART NO.        | DESCRIPTION               | Q'TY | REMARKS |
|---------|-----------------|---------------------------|------|---------|
| 1       | 19121-96301     | LEVER, throttle control   | 1    |         |
| 2       | 19131-95501     | CONNECTOR, throttle lever | 2    |         |
| 3       | 19131-96300     | RETAINER, rod connector   | 1    |         |
| 4       | 19132-95500     | CONNECTOR                 | 1    |         |
| 5       | 19135-96301     | ROD                       | 1    |         |
| 6       | 19141-96301     | CAM, throttle             | 1    |         |
| 7       | 19654-96300     | ROD                       | 1    |         |
| 8       | 19656-96300     | ROD                       | 1    |         |
| 9-1     | 19720-96301-02M | SHAFT, remo-con throttle  | 1    | ~411014 |
| 9-2     | 19720-96302     | SHAFT, remo-con throttle  | 1    | 411015~ |
| 10      | 19761-96300     | STAY, throttle cable      | 1    |         |
| 11      | 19811-96301-02M | LIMITER, throttle         | 1    |         |
| 12      | 19851-96301     | LEVER, NSI                | 1    |         |
| 13      | 19861-96301     | STAY, NSI cable           | 1    |         |
| 14      | 09100-06018     | BOLT (6x12)               | 1    |         |
| 15      | 09100-06083     | BOLT (6x30)               | 1    |         |
| 16      | 09100-06083     | BOLT (6x30)               | 1    |         |
| 17      | 09103-06049     | BOLT (6x12)               | 1    |         |
| 18      | 09119-05010     | BOLT                      | 1    |         |
| 19      | 09160-06046     | WASHER (6.5x20x1.5)       | 3    |         |
| 20      | 09180-06105     | SPACER (6.1x10x14)        | 2    |         |
| 21      | 09205-04002     | SPRING PIN                | 1    |         |
| 22      | 09306-10001     | BUSH                      | 1    |         |
| 23      | 08310-11058     | NUT                       | 2    |         |
| 24      | 19151-96300-02M | RETAINER, stator          | 1    |         |
| 25      | 19161-94301     | SPACER, stator            | 1    |         |
| 26      | 19172-96301     | STOPPER, stator           | 1    |         |
| 27      | 09119-05010     | BOLT                      | 1    |         |
| 28      | 09139-06015     | SCREW                     | 1    |         |
| 29      | 09140-06004     | NUT                       | 1    |         |
| 30      | 09320-07006     | CUSHION                   | 1    |         |
| 31      | 09329-06002     | CUSHION                   | 1    |         |
| 32      | 01107-05108     | BOLT                      | 2    |         |
| 33      | 08322-21058     | WASHER                    | 2    |         |

FIG. 11

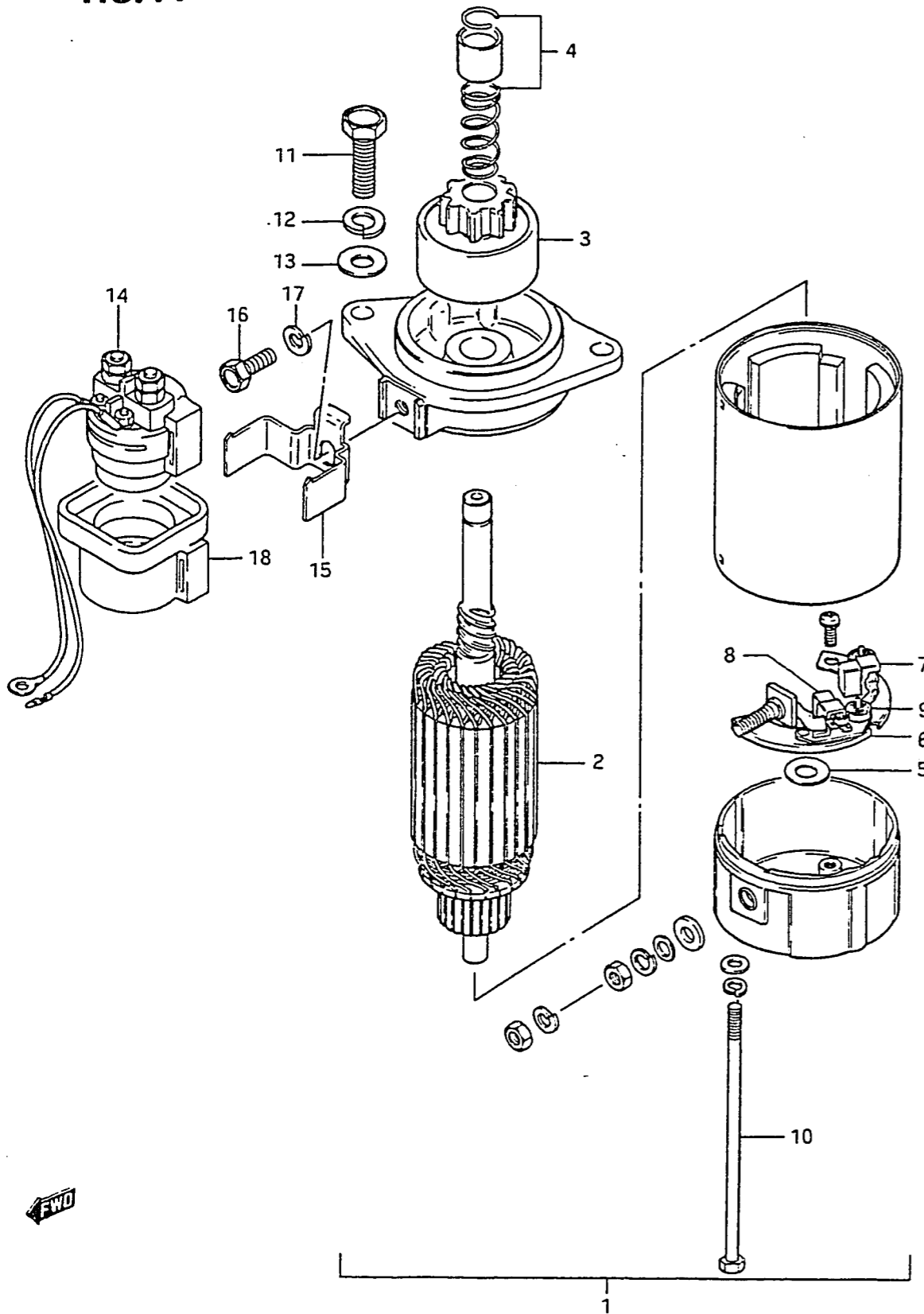


FIG.11 (C- 5) STARTING MOTOR

| REF.NO. | PART NO.    | DESCRIPTION            | Q'TY | REMARKS     |
|---------|-------------|------------------------|------|-------------|
| 1-1     | 31100-96310 | MOTOR ASSY, starter    | 1    | model QD    |
| 1-2     | 31100-96311 | MOTOR ASSY, starter    | 1    | model VE/VF |
| 2       | 31310-96300 | .ARMATURE              | 1    |             |
| 3       | 31320-96300 | .PINION                | 1    |             |
| 4       | 31312-96300 | .STOPPER SET, pinion   | 1    |             |
| 5       | 31360-96300 | .WASHER                | 1    |             |
| 6-1     | 31173-96300 | .HOLDER ASSY, brush    | 1    | model QD    |
| 6-2     | 31173-96301 | .HOLDER ASSY, brush    | 1    | model VE/VF |
| 7       | 31131-96300 | ..BRUSH (+)            | 1    |             |
| 8       | 31132-96300 | ..BRUSH (-)            | 1    |             |
| 9       | 31135-96300 | ..SPRING               | 2    |             |
| 10      | 31281-93340 | .BOLT                  | 2    |             |
| 11      | 01107-08258 | BOLT                   | 2    |             |
| 12      | 08321-21088 | LOCK WASHER            | 2    |             |
| 13      | 08322-11088 | WASHER                 | 2    |             |
| 14-1    | 31800-95502 | RELAY, starter         | 1    | model QD    |
| 14-2    | 31800-94400 | RELAY, starter         | 1    | model VE/VF |
| 15      | 31805-96350 | BRACKET, starter relay | 1    |             |
| 16      | 01107-06208 | BOLT                   | 1    |             |
| 17      | 08321-21067 | LOCK WASHER            | 1    |             |
| 18      | 38422-94510 | DAMPER, starter relay  | 1    |             |

FWD



FIG. 12

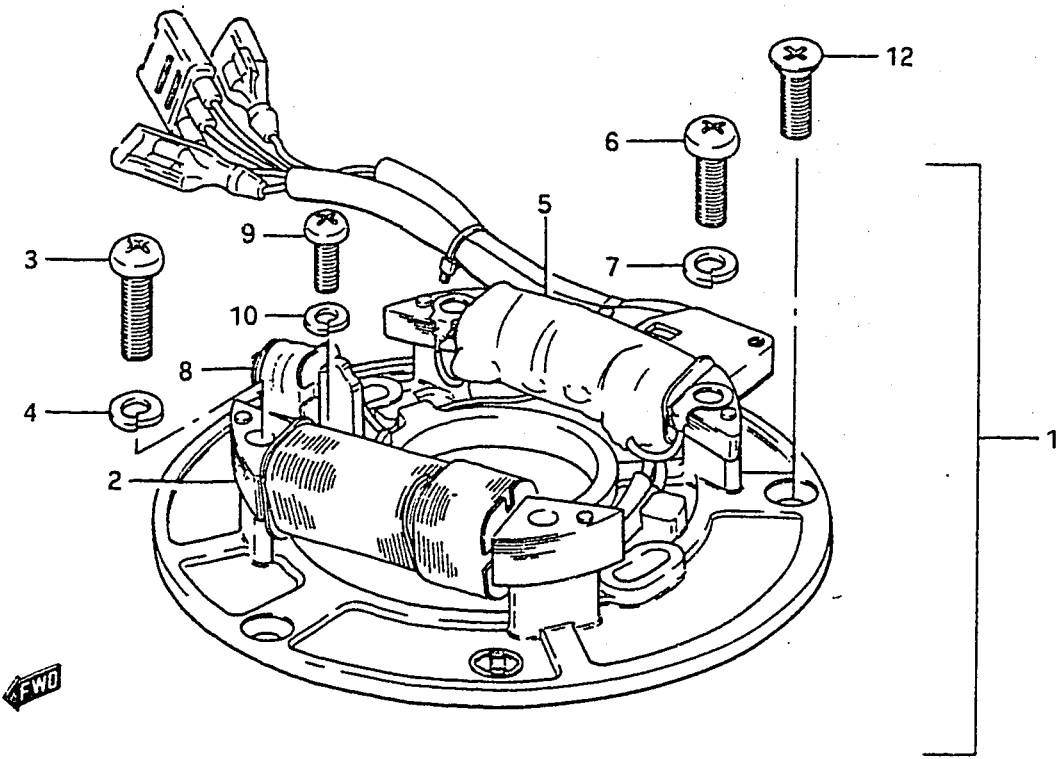
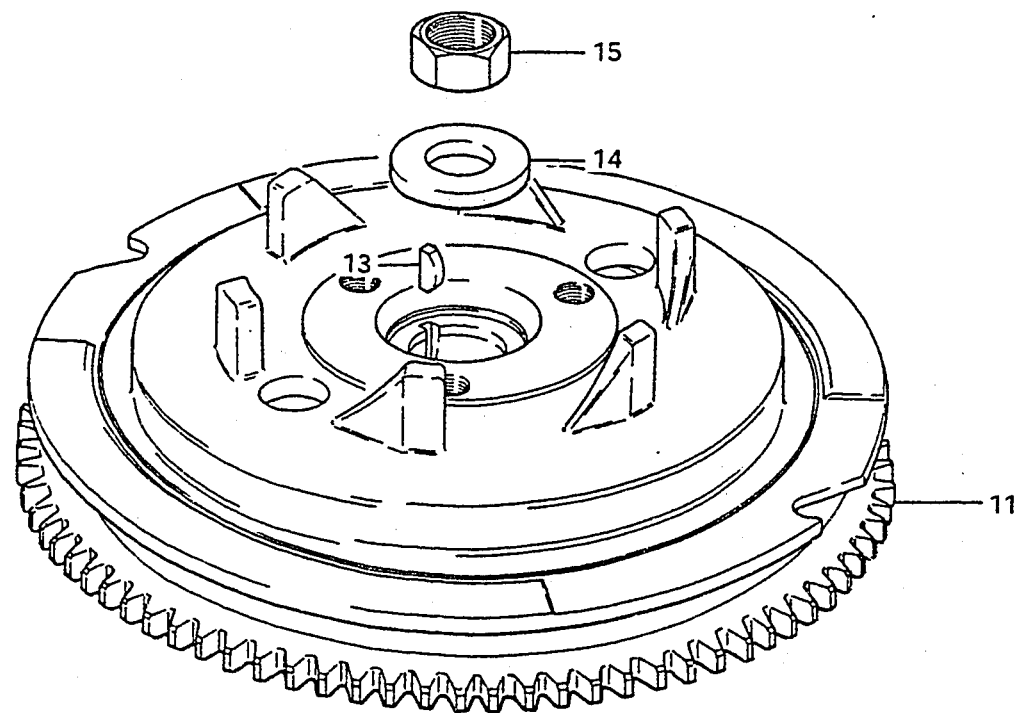


FIG.12 (C- 6) MAGNETO

| REF.NO. | PART NO.    | DESCRIPTION        | Q'TY | REMARKS     |
|---------|-------------|--------------------|------|-------------|
| 1-1     | 32101-96300 | STATOR ASSY        | 1    | model QD/VE |
| 1-2     | 32101-96340 | STATOR ASSY        | 1    | model VF    |
| 2       | 32120-96300 | .COIL, lighting    | 1    |             |
| 3       | 02112-05257 | .SCREW             | 2    |             |
| 4       | 08321-21057 | .LOCK WASHER       | 2    |             |
| 5       | 32140-96300 | .COIL, ignition    | 1    |             |
| 6       | 02112-05208 | .SCREW             | 2    |             |
| 7       | 08321-21057 | .LOCK WASHER       | 2    |             |
| 8-1     | 32150-96300 | .SENSOR, ignition  | 1    | model QD/VE |
| 8-2     | 32150-96310 | .SENSOR, ignition  | 1    | model VF    |
| 9       | 02112-04128 | .SCREW             | 2    |             |
| 10      | 08321-21047 | .LOCK WASHER       | 2    |             |
| 11-1    | 32102-96310 | FLYWHEEL           | 1    | model QD/VE |
| 11-2    | 32102-96380 | FLYWHEEL           | 1    | model VF    |
| 12      | 02122-05128 | SCREW              | 3    |             |
| 13      | 08341-31049 | KEY                | 1    |             |
| 14      | 09160-18011 | WASHER (18.5x35x4) | 1    |             |
| 15      | 08310-22188 | NUT                | 1    |             |

FIG. 13

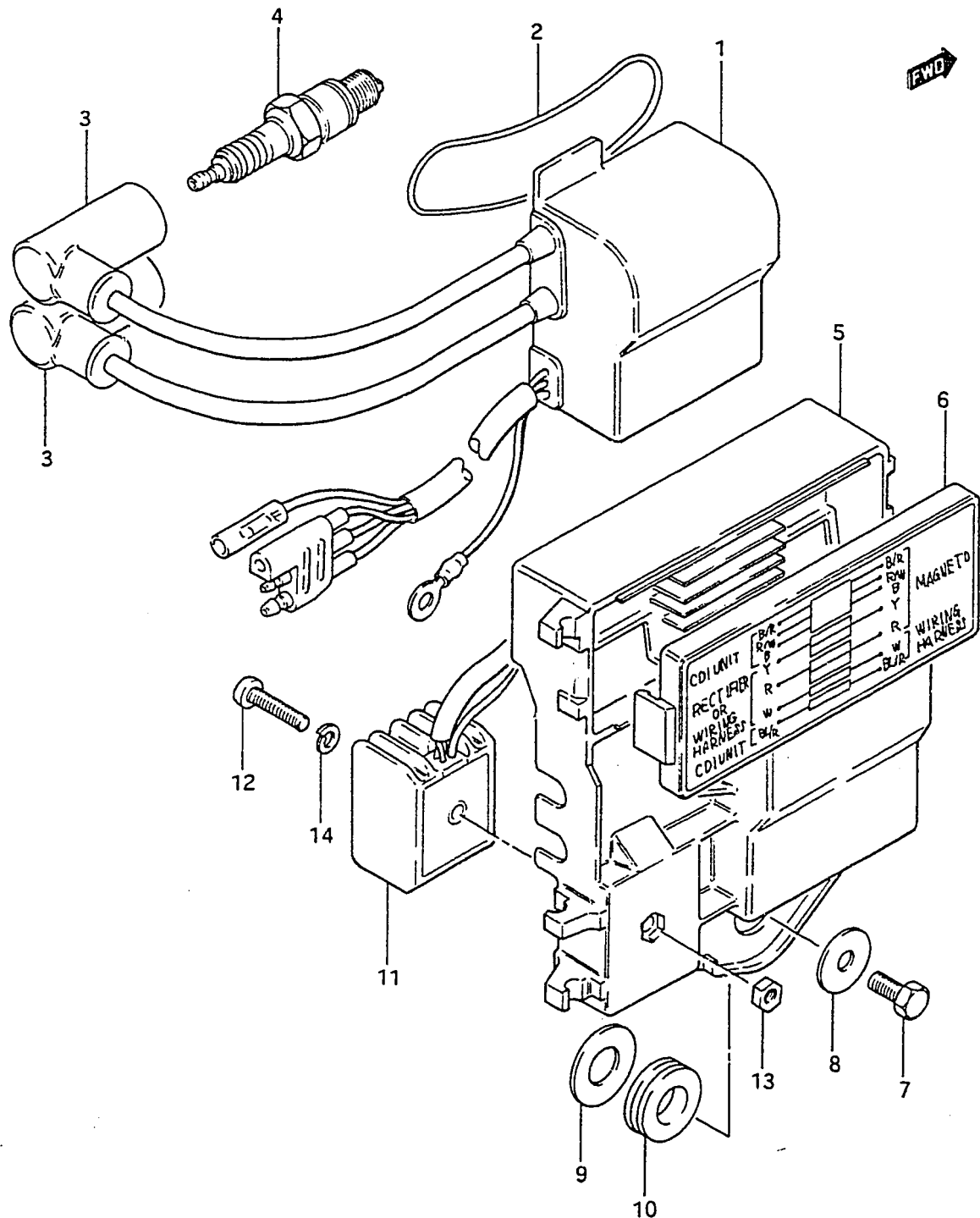


FIG.13 (C- 7) IGNITION

| REF.NO. | PART NO.    | DESCRIPTION                    | Q'TY | REMARKS          |
|---------|-------------|--------------------------------|------|------------------|
| 1-1     | 32900-96300 | CDI. UNIT / IGNITION COIL ASSY | 1    | model QD/VE      |
| 1-2     | 32900-96340 | CDI. UNIT / IGNITION COIL ASSY | 1    | model VF         |
| 2       | 09280-62001 | O RING                         | 1    |                  |
| 3       | 33510-95510 | CAP, spark plug                | 2    |                  |
| 4-1     | 09482-00277 | SPARK PLUG (BR7HS)             | 2    | model QD         |
| 4-2     | 09482-00269 | SPARK PLUG (B7HS)              | 2    | model VE/VF      |
| 5-1     | 32890-96300 | HOLDER, electric parts         | 1    | ~307250          |
| 5-2     | 32890-96301 | HOLDER, electric parts         | 1    | 307251~          |
| 6       | 36650-96300 | COVER, junction box            | 1    |                  |
| 7       | 01107-06128 | BOLT                           | 3    |                  |
| 8       | 09160-06054 | WASHER                         | 3    |                  |
| 9       | 09160-12056 | WASHER (12.5x26x1.6)           | 3    |                  |
| 10      | 09320-12011 | CUSHION                        | 3    |                  |
| 11      | 32800-95720 | RECTIFIER                      | 1    | ELECTRIC STARTER |
| 12      | 02112-05257 | SCREW                          | 1    | ELECTRIC STARTER |
| 13      | 08310-11058 | NUT                            | 1    | ELECTRIC STARTER |
| 14      | 08321-21057 | LOCK WASHER                    | 1    | ELECTRIC STARTER |

FIG.14

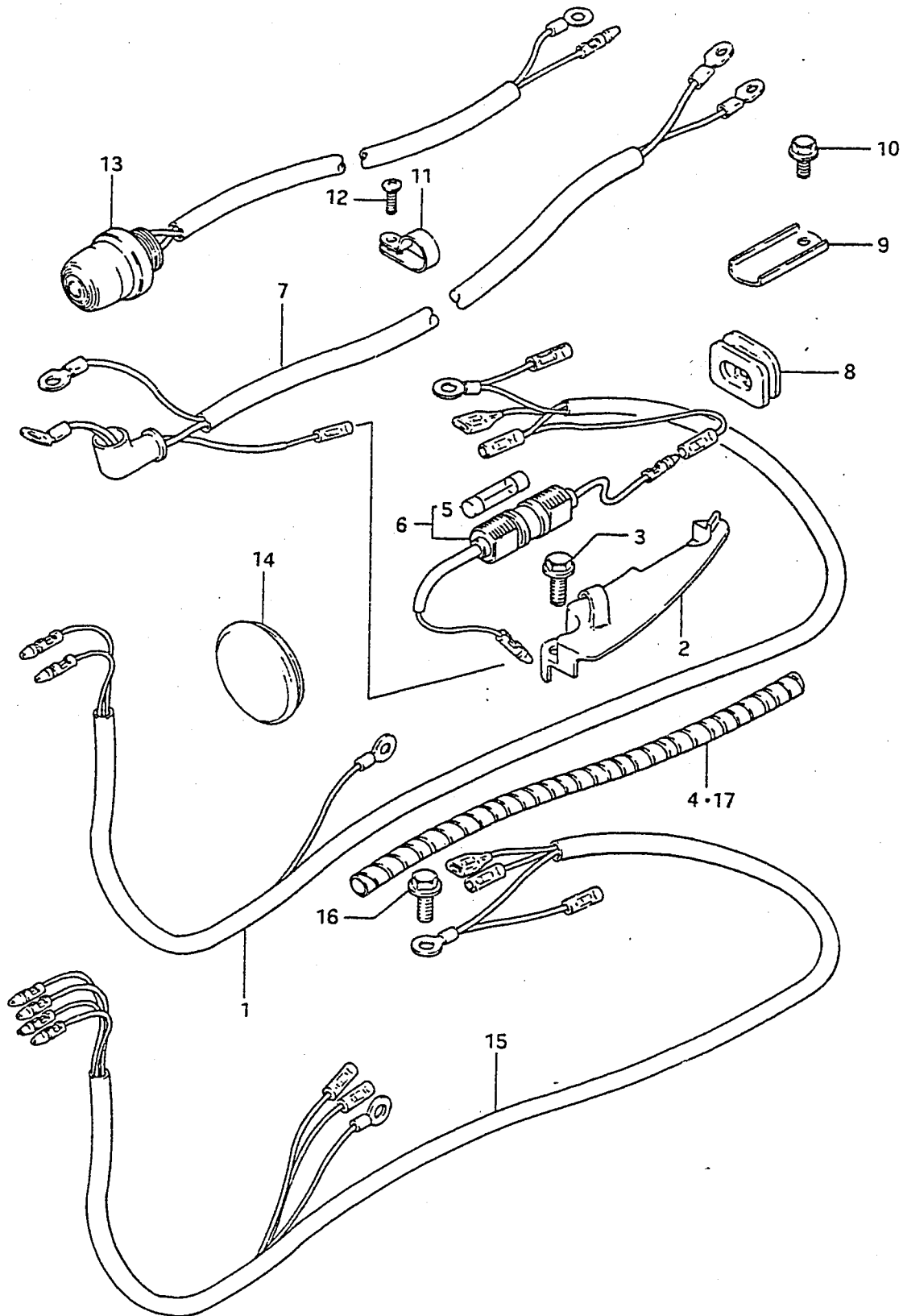
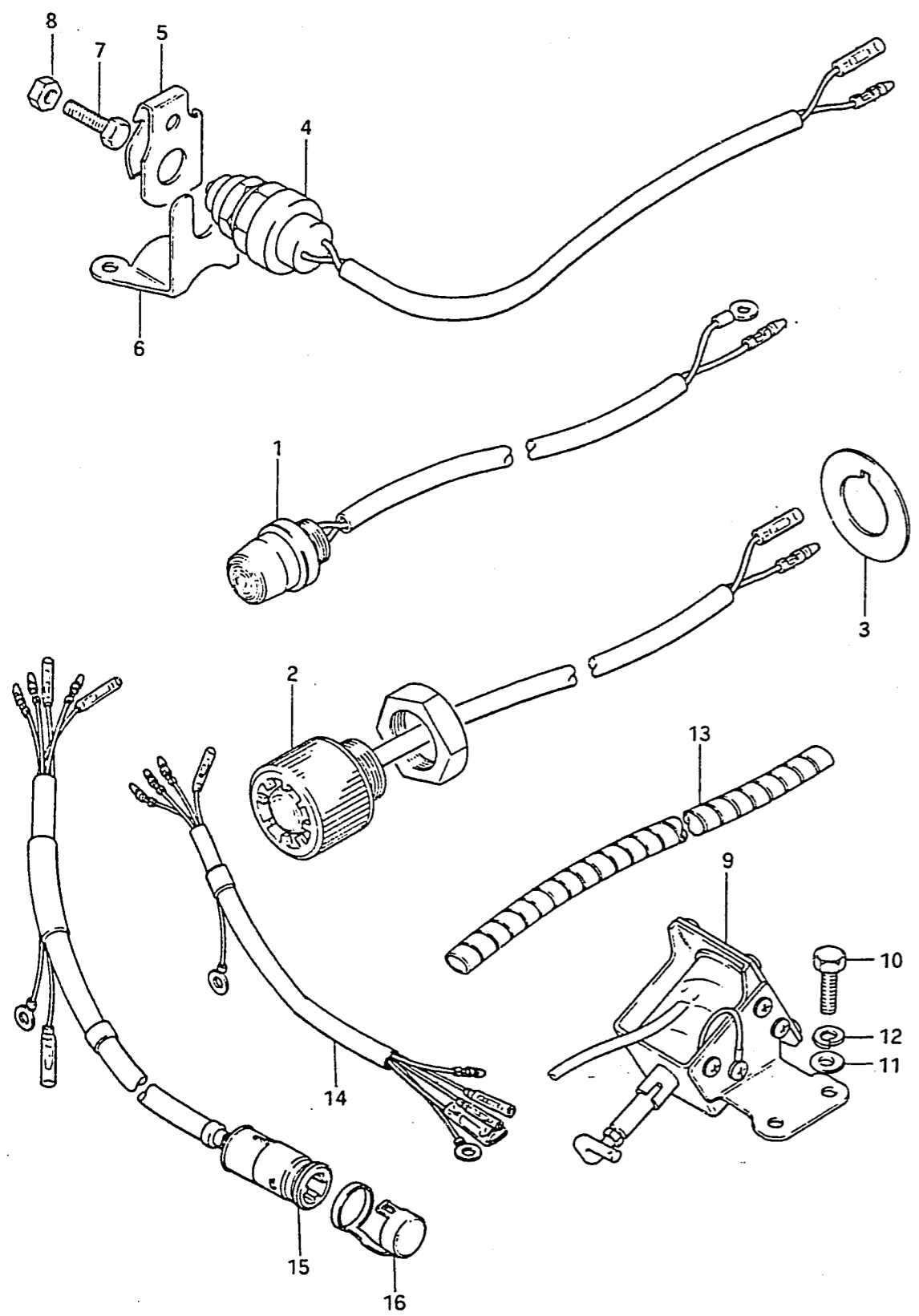


FIG.14 (C- 8) ELECTRICAL

| REF.NO. | PART NO.    | DESCRIPTION            | Q'TY | REMARKS          |
|---------|-------------|------------------------|------|------------------|
| 1       | 36610-96302 | WIRING HARNESS         | 1    | ELECTRIC STARTER |
| 2-1     | 36619-96303 | COVER, wiring harness  | 1    | model QD         |
| 2-2     | 36619-96304 | COVER, wiring harness  | 1    | model VE/VF      |
| 3       | 09103-06050 | BOLT (6x16)            | 2    |                  |
| 4       | 38423-95501 | TUBE, wiring harness   | 1    |                  |
| 5       | 36740-95252 | FUSE CASE ASSY         | 1    |                  |
| 6       | 09481-20001 | .FUSE (20A)            | 1    |                  |
| 7-1     | 33810-96304 | CABLE, starter         | 1    | ~410755          |
| 7-2     | 33810-96305 | CABLE, starter         | 1    | 410756~          |
| 8       | 33811-96300 | GROMMET, starter cable | 1    |                  |
| 9       | 33815-94500 | PROTECTOR, cable       | 1    |                  |
| 10      | 09103-06049 | BOLT                   | 1    |                  |
| 11      | 33816-96300 | CLAMP, starter cable   | 1    |                  |
| 12      | 03242-06259 | SCREW                  | 1    |                  |
| 13      | 37800-96350 | SWITCH ASSY, stop      | 1    |                  |
| 14      | 09250-30003 | CAP                    | 1    | MANUAL STARTER   |
| 15      | 36899-96302 | WIRING HARNESS         | 1    |                  |
| 16      | 09103-06049 | BOLT (6x12)            | 1    |                  |
| 17      | 38423-95500 | TUBE, wiring harness   | 1    |                  |

FIG.15 (C- 9) ELECTRICAL (ELECTRIC STARTER TYPE)

FIG. 15

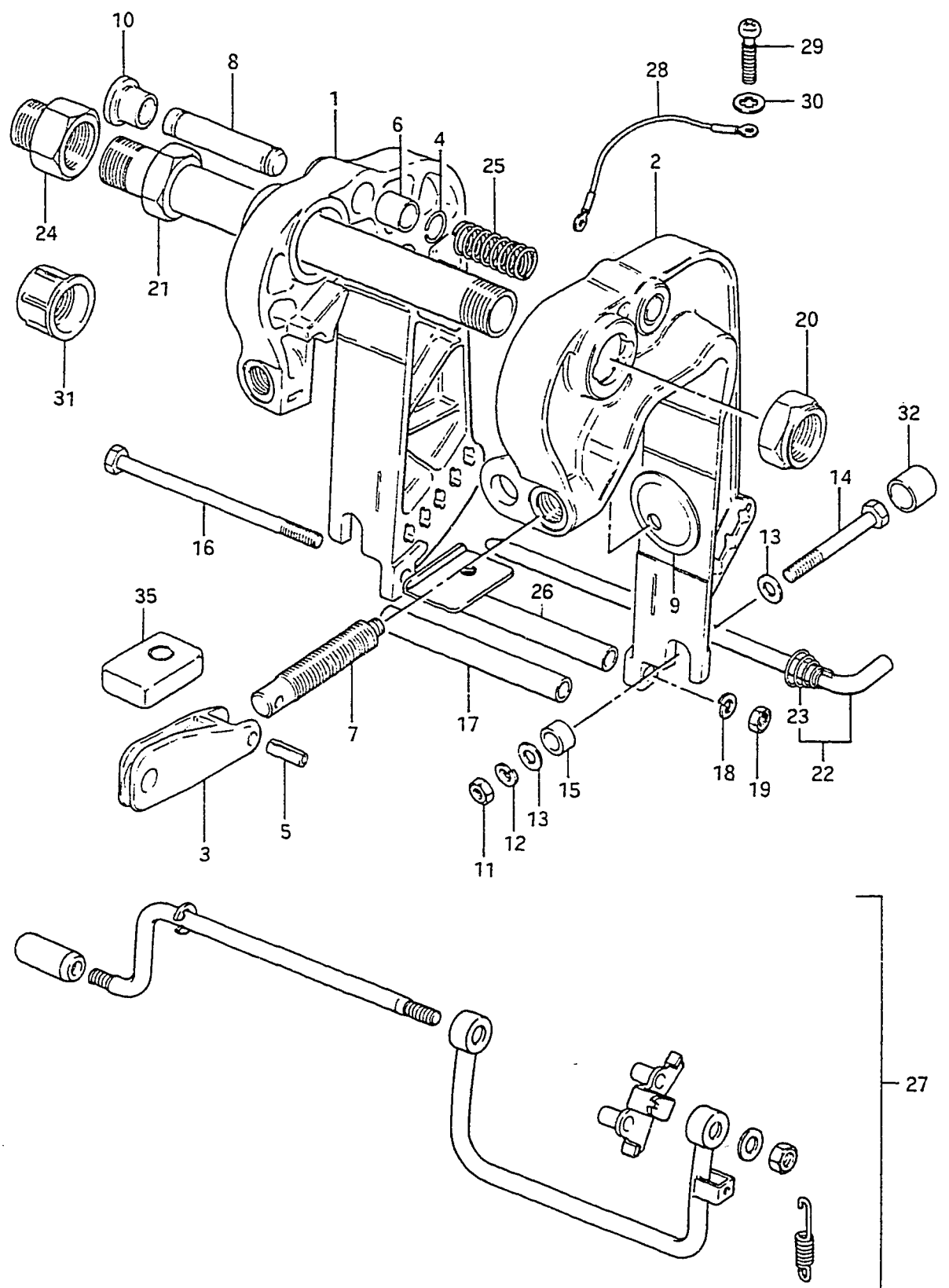


Q'TY

| REF.NO. | PART NO.    | DESCRIPTION                  | Q'TY | REMARKS      |
|---------|-------------|------------------------------|------|--------------|
| 1       | 37800-96350 | SWITCH, stop                 | 1    | model VF:OPT |
| 2       | 37160-96310 | SWITCH, start                | 1    | model VF:OPT |
| 3       | 37142-94300 | WASHER, ignition switch      | 2    | model VF:OPT |
| 4       | 37721-96352 | SWITCH, neutral              | 1    |              |
| 5       | 37725-95300 | ACTUATOR, neutral switch     | 1    |              |
| 6       | 37726-96301 | BRACKET, neutral switch      | 1    |              |
| 7       | 09100-05104 | BOLT                         | 1    |              |
| 8       | 09140-05001 | NUT                          | 1    |              |
| 9       | 38600-96301 | SOLENOID, choke              | 1    | model VF STD |
| 10      | 09100-05004 | BOLT (5x12)                  | 2    |              |
| 11      | 09160-05010 | WASHER (5.5x10x0.8)          | 2    |              |
| 12      | 09162-05002 | LOCK WASHER                  | 2    |              |
| 13      | 38423-95501 | TUBE, wiring harness (6x150) | 1    |              |
| 14      | 36630-96310 | WIRING HARNESS, remo-con 1   | 1    |              |
| 15      | 36630-96321 | WIRING HARNESS, remo-con 2   | 1    |              |
| 16      | 36631-94300 | .CAP                         | 1    |              |

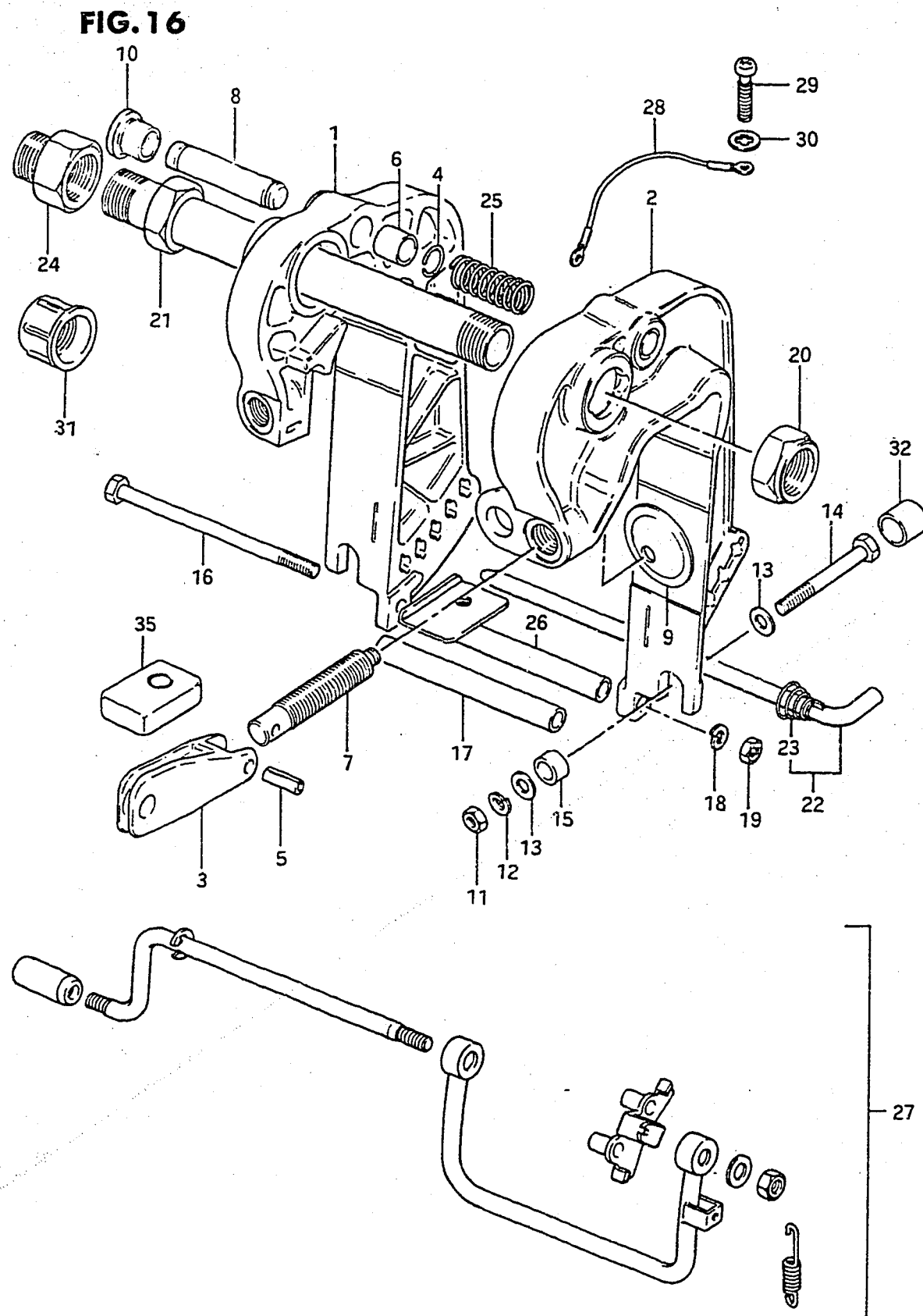
FIG.16 (D- 2) CLAMP BRACKET

FIG. 16



| REF.NO. | PART NO.        | DESCRIPTION           | Q'TY | REMARKS       |
|---------|-----------------|-----------------------|------|---------------|
| 1-1     | 41110-96304-02M | BRACKET, clamp STBD   | 1    | ~409073       |
| 1-2     | 41110-96305-02M | BRACKET, clamp STBD   | 1    | 409074~       |
| 2-1     | 41120-96320-02M | BRACKET, clamp PORT   | 1    | ~409073       |
| 2-2     | 41120-96321-02M | BRACKET, clamp PORT   | 1    | 409074~411086 |
| 2-3     | 41120-96340-02M | BRACKET, clamp PORT   | 1    | 511087~       |
| 3       | 41212-93000-02M | HANDLE, clamp         | 2    |               |
| 4       | 09380-12002     | SNAP RING             | 1    |               |
| 5       | 09205-06012     | SPRING PIN            | 2    |               |
| 6       | 09303-14002     | BUSH                  | 1    |               |
| 7-1     | 41211-93002     | SCREW, clamp (L:78)   | 2    | OPT           |
| 7-2     | 41211-93702     | SCREW, clamp (L:90)   | 2    |               |
| 7-3     | 41211-93712     | SCREW, clamp (L:68)   | 2    | OPT           |
| 8       | 41222-96310     | PIN, tilt stopper     | 1    |               |
| 9       | 41213-98100     | PLATE, clamp          | 2    |               |
| 10      | 41221-96300     | KNOB, tilt stopper    | 1    |               |
| 11-1    | 09140-08003     | NUT                   | 2    | model QD      |
| 11-2    | 09140-08016     | NUT                   | 2    | model VE/VF   |
| 12-1    | 09162-08003     | LOCK WASHER           | 2    | model QD      |
| 12-2    | 09162-08007     | LOCK WASHER           | 2    | model VE/VF   |
| 13-1    | 09160-08014     | WASHER (8.5x23x1.5)   | 4    | model QD      |
| 13-2    | 09160-08081     | WASHER (8.5x23x1.5)   | 4    | model VE/VF   |
| 14      | 09100-08199     | BOLT (8x90)           | 2    |               |
| 15      | 09180-09016     | SPACER (9.2x13.8x9.5) | 2    |               |
| 16      | 09100-08196     | BOLT (8x152)          | 1    |               |
| 17      | 09180-09015     | SPACER (9.2x13.8x116) | 1    |               |

FIG.16 (D- 3) CLAMP BRACKET

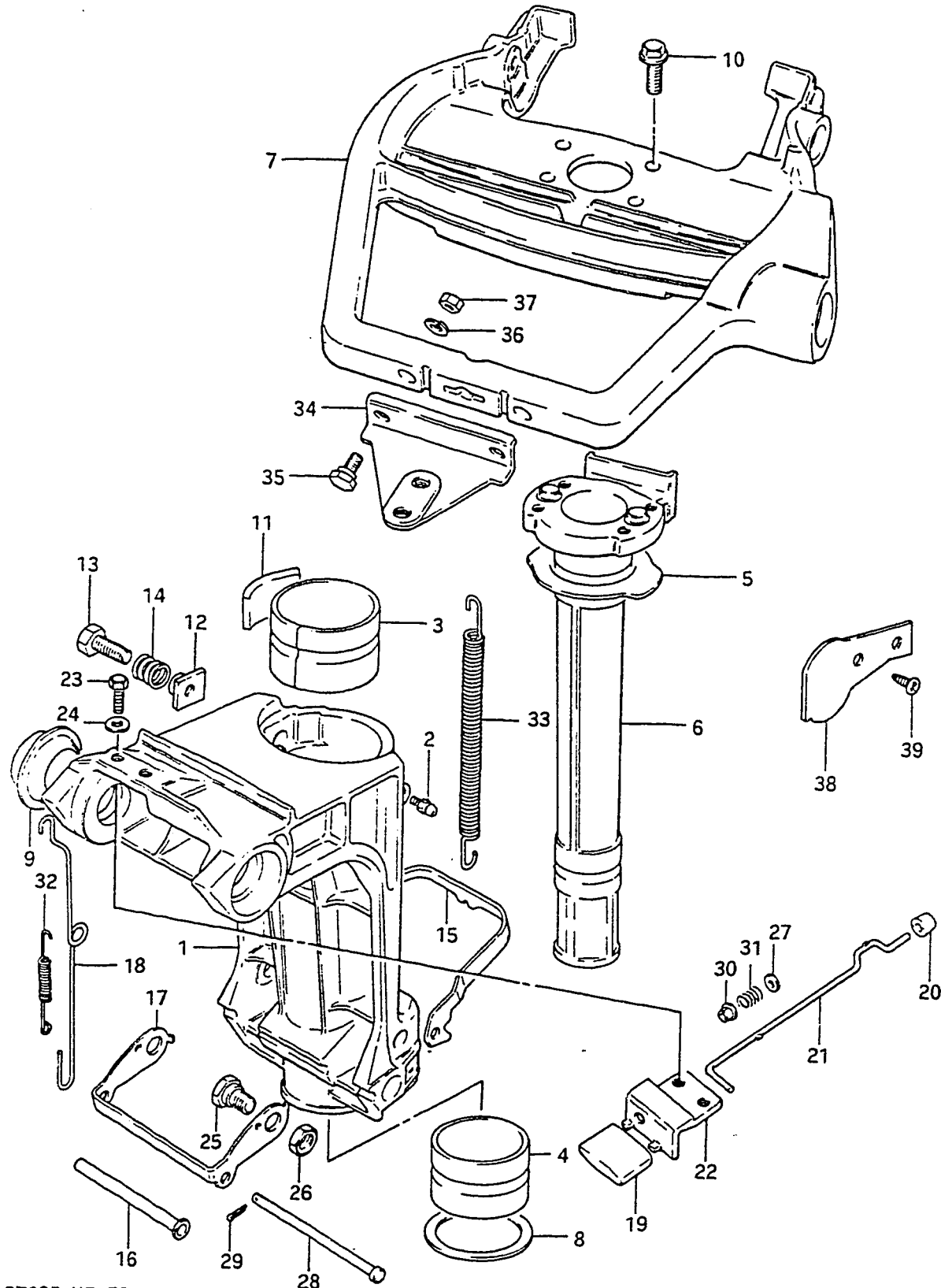


Q'TY

REMARKS

| REF.NO. | PART NO.    | DESCRIPTION                | Q'TY | REMARKS                   |
|---------|-------------|----------------------------|------|---------------------------|
| 18-1    | 09162-08003 | LOCK WASHER                | 1    | model QD                  |
| 18-2    | 09162-08007 | LOCK WASHER                | 1    | model VE/VF               |
| 19-1    | 09140-08003 | NUT                        | 1    | model QD                  |
| 19-2    | 09140-08016 | NUT                        | 1    | model VE/VF               |
| 20      | 09159-22004 | NUT                        | 1    |                           |
| 21-1    | 41130-96310 | SHAFT, clamp bracket       | 1    | ~411086                   |
| 21-2    | 41130-96330 | SHAFT, clamp bracket       | 1    | 511087~                   |
| 22      | 45420-96310 | PIN, tilt lock             | 1    |                           |
| 23      | 09441-17001 | .SPRING                    | 1    |                           |
| 24      | 41141-94300 | ATTACHMENT, steering cable | 1    | ELECTRIC STARTER,model QD |
| 25      | 09440-14016 | SPRING                     | 1    |                           |
| 26      | 41310-96300 | ROD, clamp bracket lower   | 1    | 511087~                   |
| 27      | 45700-96300 | SHALLOW DRIVE ASSY         | 1    | model QD/VE:OPT           |
| 28      | 36894-95200 | LEAD                       | 1    | 511087~                   |
| 29      | 09125-05050 | SCREW                      | 2    | 511087~                   |
| 30      | 09161-05013 | WASHER                     | 2    | 511087~                   |
| 31      | 41151-94500 | CAP, bracket shaft         | 2    |                           |
| 32      | 41153-96300 | CAP, transom bort          | 2    |                           |
| 33      | 55320-95310 | ZINC SET, protection       | 1    |                           |

FIG. 17



DT30R VF E3

Revised 12/10/84

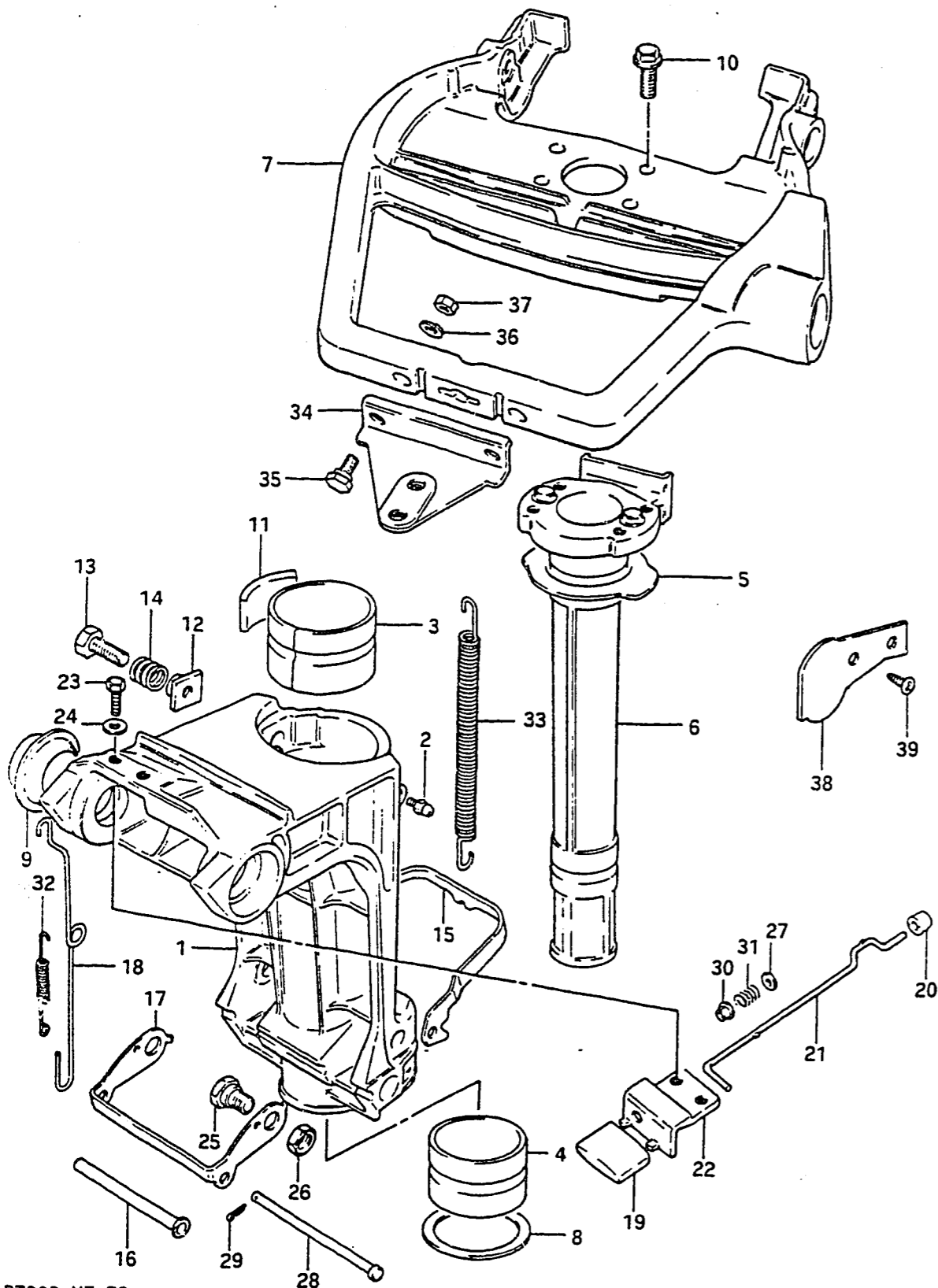
FIG.17 (D- 4) SWIVEL BRACKET

| REF.NO. | PART NO.        | DESCRIPTION            | Q'TY | REMARKS     |
|---------|-----------------|------------------------|------|-------------|
| 1-1     | 43111-96302-02M | BRACKET, swivel        | 1    | ~411086     |
| 1-2     | 43111-96310-02M | BRACKET, swivel        | 1    | 511087~     |
| 2       | 22511-99000     | NIPPLE, clutch body    | 2    |             |
| 3       | 43711-96301     | BUSH, steering upper   | 1    |             |
| 4       | 43712-96301     | BUSH, steering under   | 1    |             |
| 5       | 43721-96301     | PLATE, upper bush      | 1    |             |
| 6       | 43741-96302-02M | SHAFT, pilot           | 1    |             |
| 7-1     | 43751-96321-02M | BRACKET, steering      | 1    | RE3         |
| 7-2     | 43751-96303-02M | BRACKET, steering      | 1    |             |
| 8       | 09160-40005     | WASHER (40x58x2)       | 1    |             |
| 9       | 09306-22004     | BUSH                   | 2    |             |
| 10-1    | 01527-08208     | BOLT                   | 4    | model QD    |
| 10-2    | 09103-08123     | BOLT                   | 4    | model VE/VF |
| 11-1    | 43410-93000     | ADJUSTER, steering     | 1    | ~307511     |
| 11-2    | 43411-96300     | ADJUSTER, steering     | 1    | 307512~     |
| 12      | 43421-96301     | BUSH                   | 1    |             |
| 13      | 09119-08044     | BOLT                   | 1    |             |
| 14      | 09440-13021     | SPRING                 | 1    |             |
| 15-1    | 45231-96302     | ARM, reverse lock      | 1    | ~409184     |
| 15-2    | 45231-96303     | ARM, reverse lock      | 1    | 409185~     |
| 16-1    | 45246-96300     | SPACER                 | 1    | ~409073     |
| 16-2    | 45246-96301     | SPACER                 | 1    | 409074~     |
| 17      | 45241-96303     | LINK, reverse lock arm | 1    |             |
| 18      | 45252-96302     | LINK, release lever    | 1    |             |
| 19      | 45255-96300     | KNOB, release lever    | 1    |             |
| 20      | 45257-96300     | BUSH, release lever    | 1    |             |

DT30R VF E3

D4

FIG.17



DT30R VF E3

Revised 12/10/84

22

FIG.17 (D- 5) SWIVEL BRACKET

| REF.NO. | PART NO.        | DESCRIPTION                  | Q'TY | REMARKS      |
|---------|-----------------|------------------------------|------|--------------|
| 21      | 45260-96300     | LEVER, release               | 1    |              |
| 22      | 45311-96301-02M | BRACKET, release lever       | 1    |              |
| 23-1    | 09100-05004     | BOLT (5x12)                  | 2    | model QD     |
| 23-2    | 09100-05011     | BOLT (5x12)                  | 2    | model VE/VF  |
| 24      | 09160-05010     | WASHER                       | 2    |              |
| 25-1    | 09111-10025     | BOLT                         | 2    | model QD     |
| 25-2    | 09111-10034     | BOLT                         | 2    | model VE/VF  |
| 26      | 09140-10017     | NUT                          | 2    |              |
| 27      | 09160-04012     | WASHER (4.2x10x1)            | 1    |              |
| 28      | 09200-05011     | PIN                          | 1    |              |
| 29      | 09204-01001     | COTTER PIN                   | 1    |              |
| 30      | 09319-04001     | BUSH                         | 1    |              |
| 31      | 09440-04021     | SPRING                       | 1    |              |
| 32      | 09443-05013     | SPRING                       | 1    |              |
| 33      | 09443-09016     | SPRING                       | 1    |              |
| 34      | 43755-96301     | ATTACHMENT, steering bracket | 1    | OPT          |
| 35      | 09100-08224     | BOLT (8x35)                  | 2    | OPT          |
| 36      | 09162-08007     | LOCK WASHER                  | 2    | OPT          |
| 37      | 09140-08016     | NUT                          | 2    | OPT          |
| 38      | 43754-94301-02M | COVER, steering              | 1    | model VF:OPT |
| 39      | 09132-05024     | SCREW                        | 2    | model VF:OPT |

DT30R VF E3

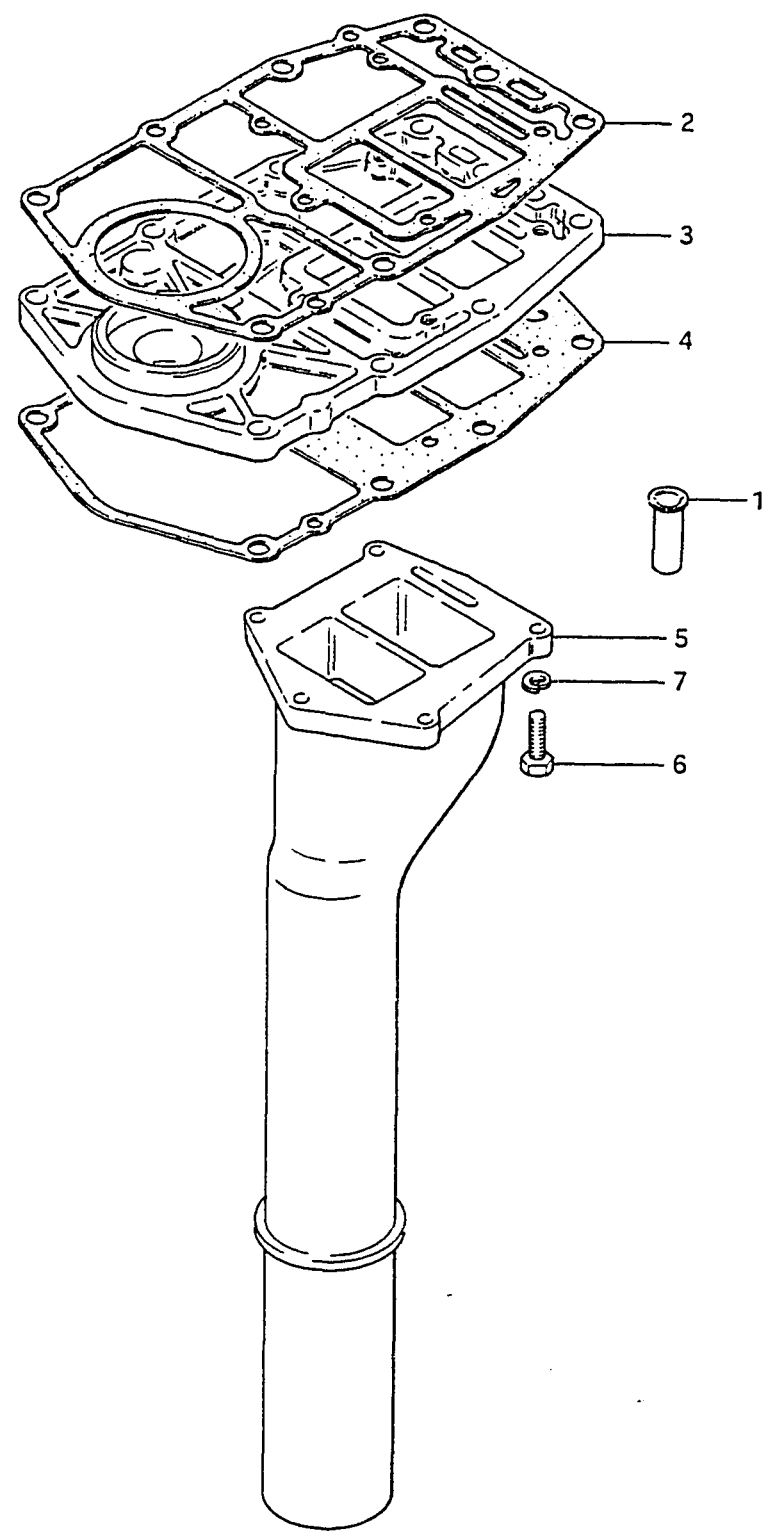
Revised 12/10/84

D5



FIG.18 (D- 6) EXHAUST TUBE

FIG.18



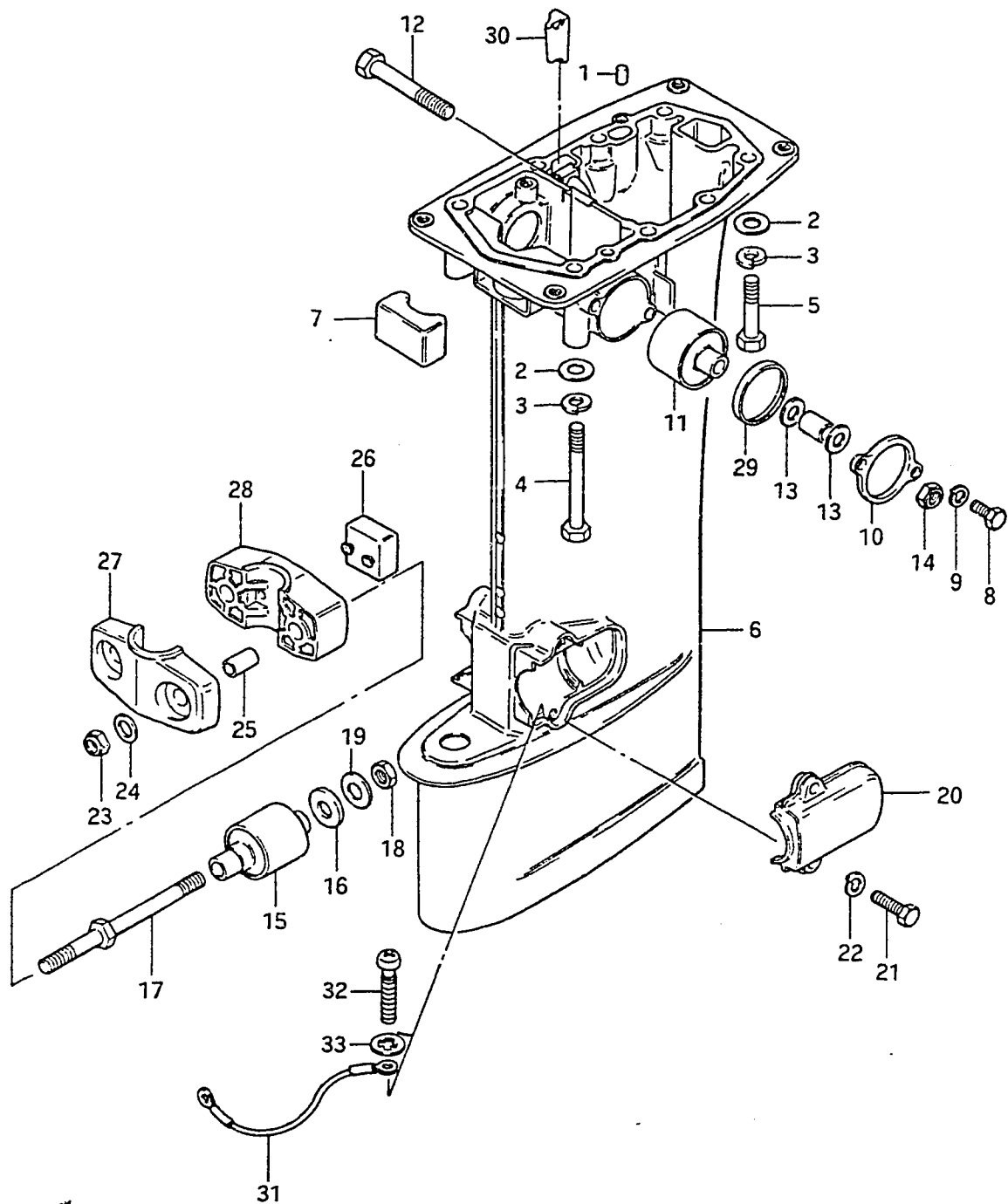
| REF.NO. | PART NO.    | DESCRIPTION                    | Q'TY | REMARKS       |
|---------|-------------|--------------------------------|------|---------------|
| 1       | 11435-96300 | PIPE, exhaust release          | 1    |               |
| 2       | 11433-96302 | GASKET, lower oil seal housing | 1    |               |
| 3-1     | 11431-96303 | HOUSING, under oil seal        | 1    | ~407946       |
| 3-2     | 11431-96304 | HOUSING, under oil seal        | 1    | 407947~411086 |
| 3-3     | 11431-96310 | HOUSING, under oil seal        | 1    | 511087~       |
| 4-1     | 52113-96302 | GASKET, drive shaft housing    | 1    | ~407946       |
| 4-2     | 52113-96303 | GASKET, drive shaft housing    | 1    | 407947~411086 |
| 4-3     | 52113-96304 | GASKET, drive shaft housing    | 1    | 511087~       |
| 5-1     | 14211-96301 | TUBE, exhaust (L)              | 1    | ~308016       |
| 5-2     | 14211-96302 | TUBE, exhaust (L)              | 1    | 308017~411086 |
| 5-3     | 14211-96330 | TUBE, exhaust (L)              | 1    | 511087~       |
| 5-4     | 14211-96310 | TUBE, exhaust (S)              | 1    | ~308016       |
| 5-5     | 14211-96311 | TUBE, exhaust (S)              | 1    | 308017~411086 |
| 5-6     | 14211-96340 | TUBE, exhaust (S)              | 1    | 511087~       |
| 6-1     | 09100-06022 | BOLT (6x35)                    | 5    | model QD      |
| 6-2     | 09100-06117 | BOLT (6x35)                    | 5    | model VE/VF   |
| 7       | 09162-06001 | LOCK WASHER                    | 5    | model VE/VF   |



FIG. 19

24

FIG.19 (D- 7) DRIVESHAFT HOUSING



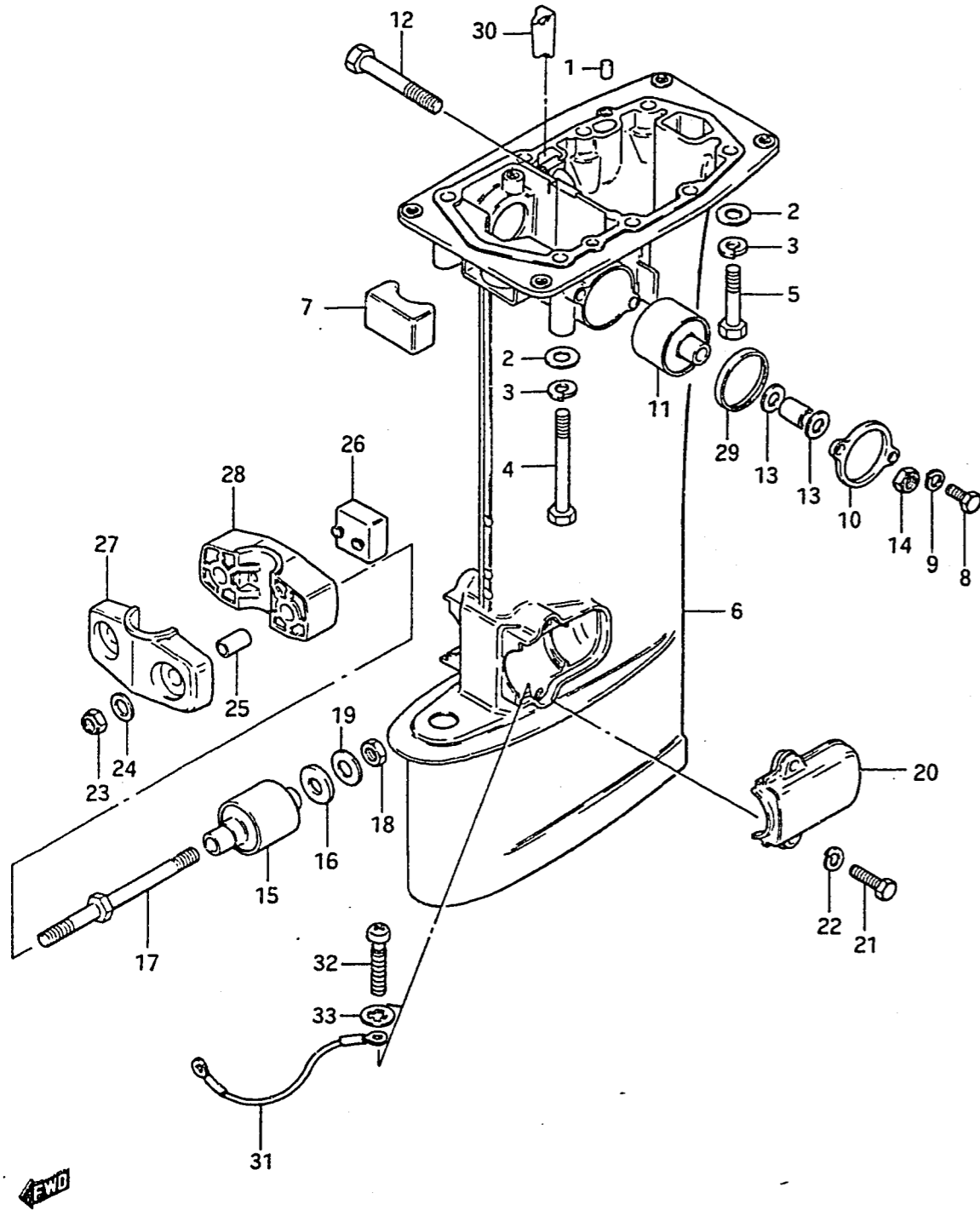
Q'TY

| REF.NO. | PART NO.        | DESCRIPTION                    | Q'TY | REMARKS       |
|---------|-----------------|--------------------------------|------|---------------|
| 1       | 09202-06015     | PIN                            | 2    |               |
| 2       | 09160-08015     | WASHER                         | 8    |               |
| 3       | 09162-08003     | LOCK WASHER                    | 8    |               |
| 4       | 09100-08203     | BOLT (8x85)                    | 4    |               |
| 5       | 09100-08204     | BOLT (8x50)                    | 4    |               |
| 6-1     | 52111-96311-02M | HOUSING, drive shaft (S)       | 1    | ~308016       |
| 6-2     | 52111-96312-02M | HOUSING, drive shaft (S)       | 1    | 308017~409073 |
| 6-3     | 52111-96313-02M | HOUSING, drive shaft (S)       | 1    | 409074~411086 |
| 6-4     | 52111-96320-02M | HOUSING, drive shaft (S)       | 1    | 511087~       |
| 6-5     | 52111-96301-02M | HOUSING, drive shaft (L)       | 1    | ~308016       |
| 6-6     | 52111-96302-02M | HOUSING, drive shaft (L)       | 1    | 308017~409173 |
| 6-7     | 52111-96303-02M | HOUSING, drive shaft (L)       | 1    | 409174~411086 |
| 6-8     | 52111-96330-02M | HOUSING, drive shaft (L)       | 1    | 511087~       |
| 7       | 54121-96300     | MOUNTING, upper thrust reverse | 1    |               |
| 8       | 09100-06102     | BOLT                           | 4    |               |
| 9       | 09162-06001     | LOCK WASHER                    | 4    |               |
| 10      | 54137-96301-02M | COVER, upper mounting          | 2    |               |
| 11      | 54130-96300     | MOUNTING, upper                | 2    |               |
| 12      | 09100-10176     | BOLT (10x75)                   | 2    |               |
| 13-1    | 09160-10040     | WASHER (10.5x19x2)             | 4    | model QD      |
| 13-2    | 09160-10082     | WASHER (10.5x19x2)             | 4    | model VE/VF   |
| 14      | 09159-10050     | NUT                            | 2    |               |
| 15      | 54160-96300     | MOUNTING, lower                | 2    |               |
| 16      | 54165-96300     | DAMPER, reverse stopper        | 2    |               |
| 17      | 54166-96301     | BOLT, lower mounting           | 2    |               |

FIG.19

25

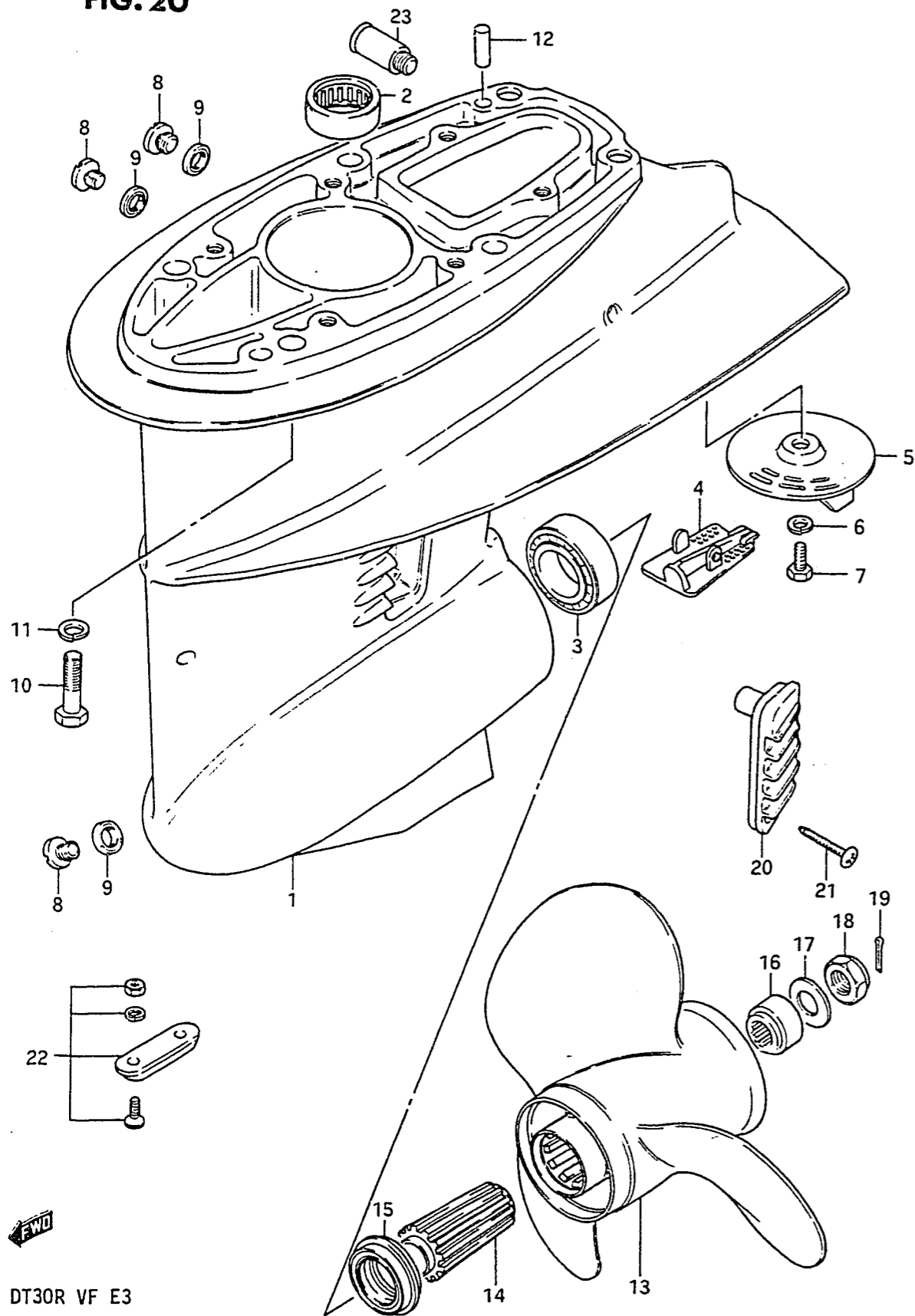
FIG.19 (D- 8) DRIVESHAFT HOUSING



Q'TY

| REF.NO. | PART NO.        | DESCRIPTION                 | Q'TY | REMARKS     |
|---------|-----------------|-----------------------------|------|-------------|
| 18      | 09140-10032     | NUT                         | 2    |             |
| 19      | 09160-10083     | WASHER (10.5x30x3.2)        | 2    |             |
| 20      | 54221-96301-02M | COVER, lower mounting       | 2    |             |
| 21      | 09100-06104     | BOLT                        | 4    |             |
| 22      | 09162-06001     | LOCK WASHER                 | 4    |             |
| 23      | 09159-10050     | NUT                         | 2    |             |
| 24-1    | 09160-10040     | WASHER (10.5x19x2)          | 2    | model QD    |
| 24-2    | 09160-10082     | WASHER (10.5x19x2)          | 2    | model VE/VF |
| 25      | 09180-10075     | SPACER (10.1x13.8x19)       | 2    |             |
| 26      | 54151-96300     | MOUNTING, lower thrust      | 1    |             |
| 27-1    | 54211-96302-02M | BRACKET, lower mount foward | 1    | ~411086     |
| 27-2    | 54211-96310-02M | BRACKET, lower mount foward | 1    | 511087~     |
| 28      | 54212-96302-02M | BRACKET, lower mount aft    | 1    |             |
| 29      | 54138-96300     | SLEEVE, upper mounting      | 2    |             |
| 30      | 17568-96300     | PLUG                        | 1    |             |
| 31      | 36894-95200     | LEAD                        | 1    |             |
| 32      | 09125-05050     | SCREW                       | 2    |             |
| 33      | 09161-05013     | WASHER                      | 2    |             |

FIG. 20



DT30R VF E3

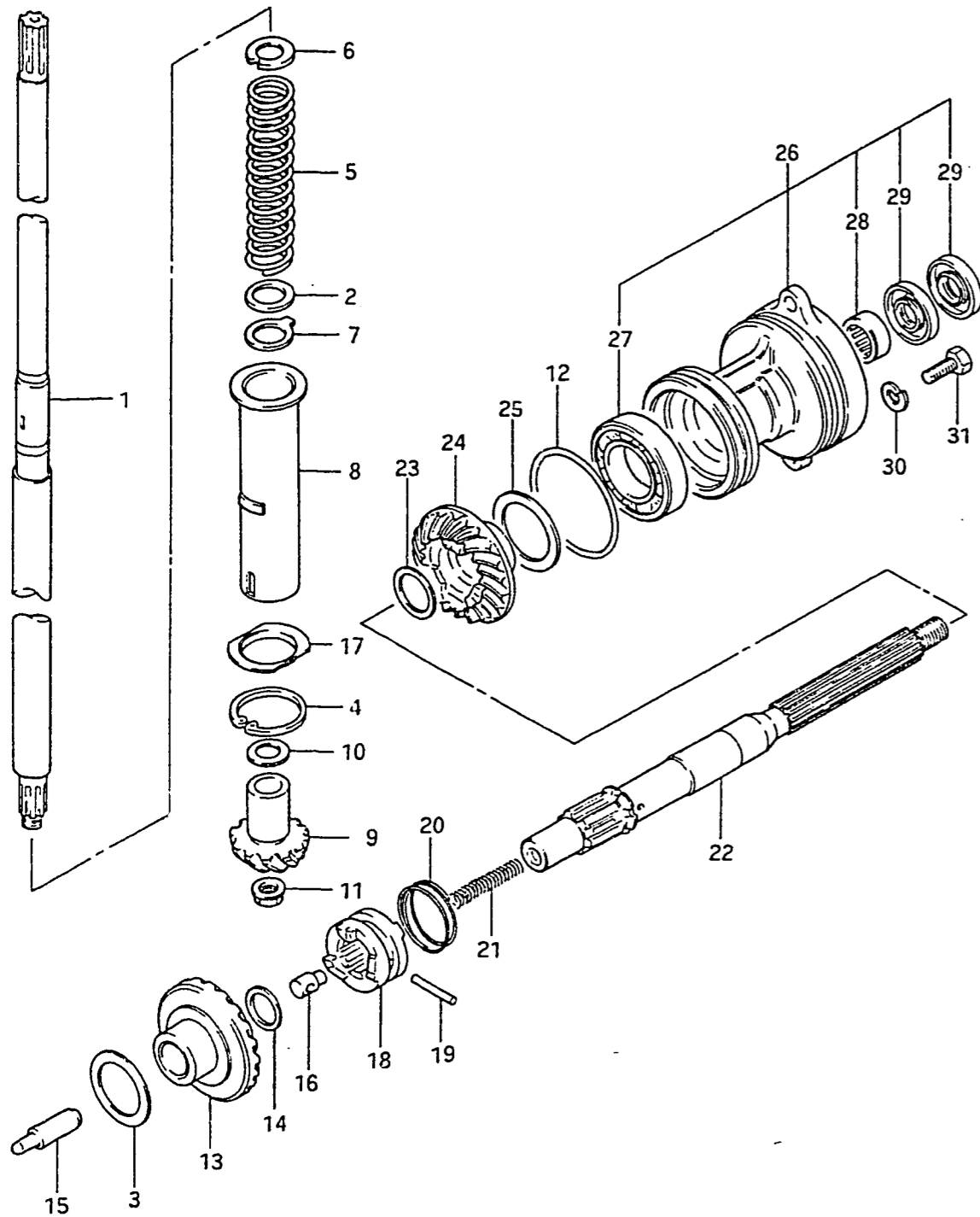
FIG.20 (D- 9) GEAR CASE

| REF.NO. | PART NO.        | DESCRIPTION                 | Q'TY | REMARKS            |
|---------|-----------------|-----------------------------|------|--------------------|
| 1       | 55100-96301-02M | CASE ASSY, gear             | 1    |                    |
| 2       | 09263-20046     | .BEARING (20.63x26.98x25.4) | 1    |                    |
| 3       | 09265-25015     | .BEARING                    | 1    |                    |
| 4       | 55114-96301     | .COVER, gear case           | 1    |                    |
| 5-1     | 55125-96301     | TRIM TAB                    | 1    | model QD           |
| 5-2     | 55125-96302     | TRIM TAB                    | 1    | model VE/VF        |
| 6       | 09162-08003     | LOCK WASHER                 | 1    |                    |
| 7-1     | 09100-08139     | BOLT (8x20)                 | 1    | model QD           |
| 7-2     | 09100-08215     | BOLT (8x20)                 | 1    | model VE/VF        |
| 8-1     | 09248-10004     | PLUG                        | 3    | ~307511            |
| 8-2     | 09248-10005     | PLUG                        | 3    | 307512~            |
| 9       | 09168-10022     | GASKET (10x17x1.5)          | 3    |                    |
| 10      | 09100-08224     | BOLT (8x35)                 | 6    |                    |
| 11      | 09162-08003     | LOCK WASHER                 | 6    |                    |
| 12      | 09202-06015     | PIN                         | 2    |                    |
| 13-1    | 58110-96301-01T | PROPELLER (3x10-1/4x9)      | 1    | P900               |
| 13-2    | 58110-96312-01T | PROPELLER (3x10-1/4x10)     | 1    | P1000              |
| 13-3    | 58110-96321-01T | PROPELLER (3x10-1/4x11)     | 1    | P1100              |
| 13-4    | 58110-96331-01T | PROPELLER (3x10-1/4x12)     | 1    | P1200,(L TYPE:STD) |
| 13-5    | 58110-96341-01T | PROPELLER (3x10-1/4x13)     | 1    | P1300,(S TYPE:STD) |
| 13-6    | 58110-96351-01T | PROPELLER (3x10-1/4x14)     | 1    | P1400              |
| 13-7    | 58110-96361-01T | PROPELLER (3x10-1/4x15)     | 1    | P1500              |
| 14      | 58120-96313     | BUSH                        | 1    |                    |
| 15      | 57632-96312     | STOPPER, propeller bush     | 1    |                    |
| 16      | 57633-96300     | SPACER                      | 1    |                    |
| 17      | 09160-14028     | WASHER (14.5x30x2.5)        | 1    |                    |
| 18      | 09159-14011     | NUT                         | 1    |                    |
| 19      | 09204-03001     | COTTER PIN                  | 1    |                    |
| 20-1    | 17631-96300     | FILTER, water               | 2    | ~408716            |
| 20-2    | 17631-96301     | FILTER, water               | 2    | 408717~            |
| 21      | 03142-04259     | TAPPING SCREW               | 2    |                    |
| 22      | 55300-95500     | ZINC, propeller             | 1    | OPT                |
| 23      | 55181-95200     | ATTACHMENT, flush hose      | 1    | OPT                |

DT30R VF E3 , Revised 12/10/84

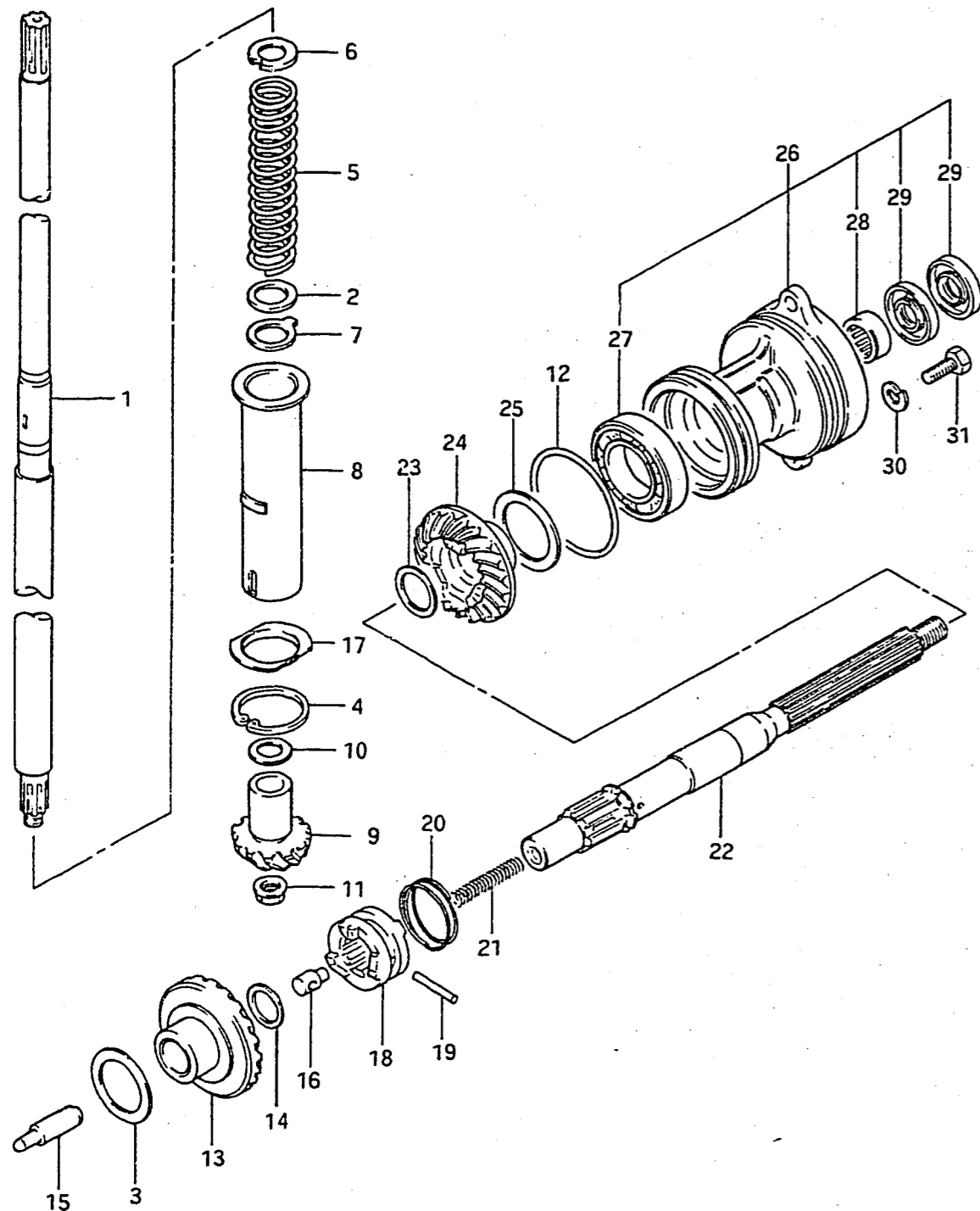
FIG. 21

FIG. 21 (D-10) TRANSMISSION



| REF.NO. | PART NO.    | DESCRIPTION            | Q'TY | REMARKS     |
|---------|-------------|------------------------|------|-------------|
| 1-1     | 57110-96311 | SHAFT, drive (S)       | 1    |             |
| 1-2     | 57110-96301 | SHAFT, drive (L)       | 1    |             |
| 2       | 08211-20253 | THRUST WASHER          | 1    |             |
| 3-1     | 08221-25366 | WASHER (T:0.8)         | 1    |             |
| 3-2     | 09181-25022 | WASHER (T:0.9)         | 1    |             |
| 3-3     | 08211-25401 | WASHER (T:1.0)         | 0~1  |             |
| 3-4     | 09160-25032 | WASHER (T:1.1)         | 0~1  |             |
| 3-5     | 09160-25033 | WASHER (T:1.2)         | 0~1  |             |
| 3-6     | 09160-25034 | WASHER (T:1.3)         | 0~1  |             |
| 3-7     | 09160-25035 | WASHER (T:1.4)         | 0~1  |             |
| 3-8     | 08211-25402 | WASHER (T:1.5)         | 0~1  |             |
| 4       | 08331-21409 | CIRCLIP                | 1    |             |
| 5       | 09440-25002 | SPRING                 | 1    |             |
| 6       | 09166-17005 | WASHER                 | 1    |             |
| 7       | 09167-20021 | WASHER                 | 1    |             |
| 8-1     | 57133-96301 | COLLAR, preload spring | 1    | model QD    |
| 8-2     | 57133-96302 | COLLAR, preload spring | 1    | model VE/VF |
| 9       | 57311-96310 | PINION                 | 1    |             |
| 10-1    | 09160-15030 | WASHER (T:1.7)         | 0~1  |             |
| 10-2    | 09160-15031 | WASHER (T:1.8)         | 0~1  |             |
| 10-3    | 09160-15032 | WASHER (T:1.9)         | 0~1  |             |
| 10-4    | 08211-15203 | WASHER (T:2.0)         | 0~1  |             |
| 10-5    | 09160-15033 | WASHER (T:2.1)         | 0~1  |             |
| 10-6    | 08211-15204 | WASHER (T:2.2)         | 0~1  |             |
| 11      | 09159-08046 | NUT                    | 1    |             |
| 12      | 09280-75002 | O RING                 | 1    |             |
| 13      | 57510-96310 | GEAR, foward           | 1    |             |
| 14      | 08211-16242 | WASHER (T:1.5)         | 1    |             |
| 15      | 57631-96301 | ROD, push              | 1    |             |
| 16      | 09209-08016 | PIN                    | 1    |             |
| 17      | 57134-96301 | BARRIER                | 1    |             |

FIG. 21



DT30R VF E3

28

FIG.21 (D-11) TRANSMISSION

| REF.NO. | PART NO.        | DESCRIPTION                  | Q'TY | REMARKS     |
|---------|-----------------|------------------------------|------|-------------|
| 18      | 57621-96300     | SHIFTER, clutch dog          | 1    |             |
| 19      | 09202-05021     | PIN                          | 1    |             |
| 20      | 09440-35004     | SPRING                       | 1    |             |
| 21      | 09440-07041     | SPRING                       | 1    |             |
| 22-1    | 57610-96302     | SHAFT, propeller             | 1    | model QD    |
| 22-2    | 57610-96303     | SHAFT, propeller             | 1    | model VE/VF |
| 23-1    | 08221-20256     | WASHER (T:0.8)               | 0v1  |             |
| 23-2    | 09160-20035     | WASHER (T:0.9)               | 0v1  |             |
| 23-3    | 08211-20251     | WASHER (T:1.0)               | 0v1  |             |
| 23-4    | 09160-20036     | WASHER (T:1.1)               | 0v1  |             |
| 23-5    | 09160-20037     | WASHER (T:1.2)               | 0v1  |             |
| 23-6    | 09160-20038     | WASHER (T:1.3)               | 0v1  |             |
| 24-1    | 57521-96310     | GEAR, reverse                | 1    | ~409244     |
| 24-2    | 57521-96311     | GEAR, reverse                | 1    | 409245v     |
| 25-1    | 08211-30401     | THRUST WASHER (T:1)          | 0v1  |             |
| 25-2    | 08221-30404     | THRUST WASHER (T:0.2)        | 0v2  |             |
| 25-3    | 08221-30405     | THRUST WASHER (T:0.5)        | 0v1  |             |
| 25-4    | 08221-30406     | THRUST WASHER (T:0.8)        | 0v1  |             |
| 26      | 56120-96301-02M | HOUSING, propeller shaft brg | 1    |             |
| 27      | 08113-60060     | .BEARING                     | 1    |             |
| 28      | 09263-20047     | .BEARING (20x26x20)          | 1    |             |
| 29      | 09289-20009     | .OIL SEAL (20x34x6.5)        | 2    |             |
| 30      | 09162-06001     | LOCK WASHER                  | 2    |             |
| 31      | 09100-06103     | BOLT                         | 2    |             |

DT30R VF E3

D11

FIG. 22

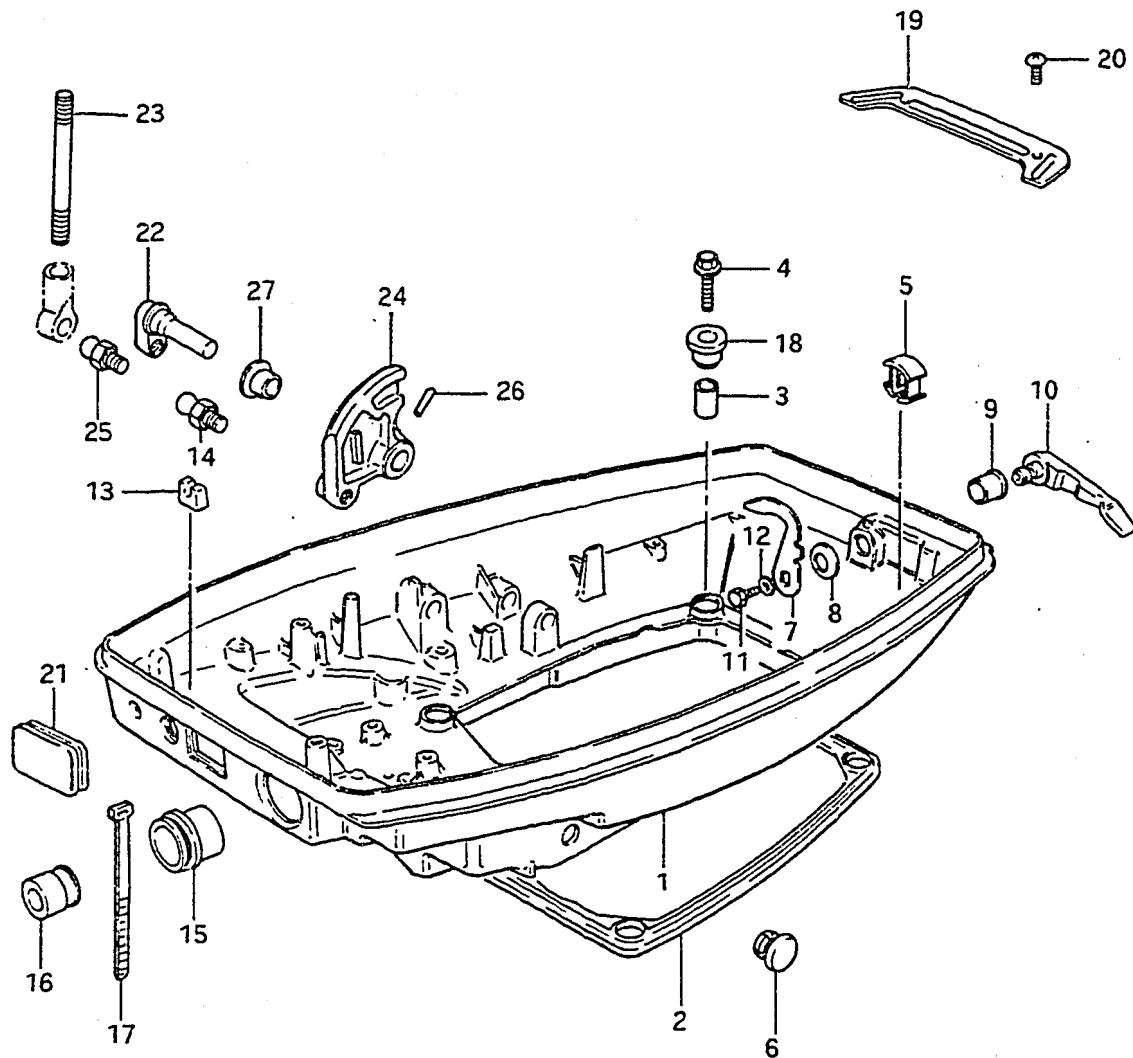
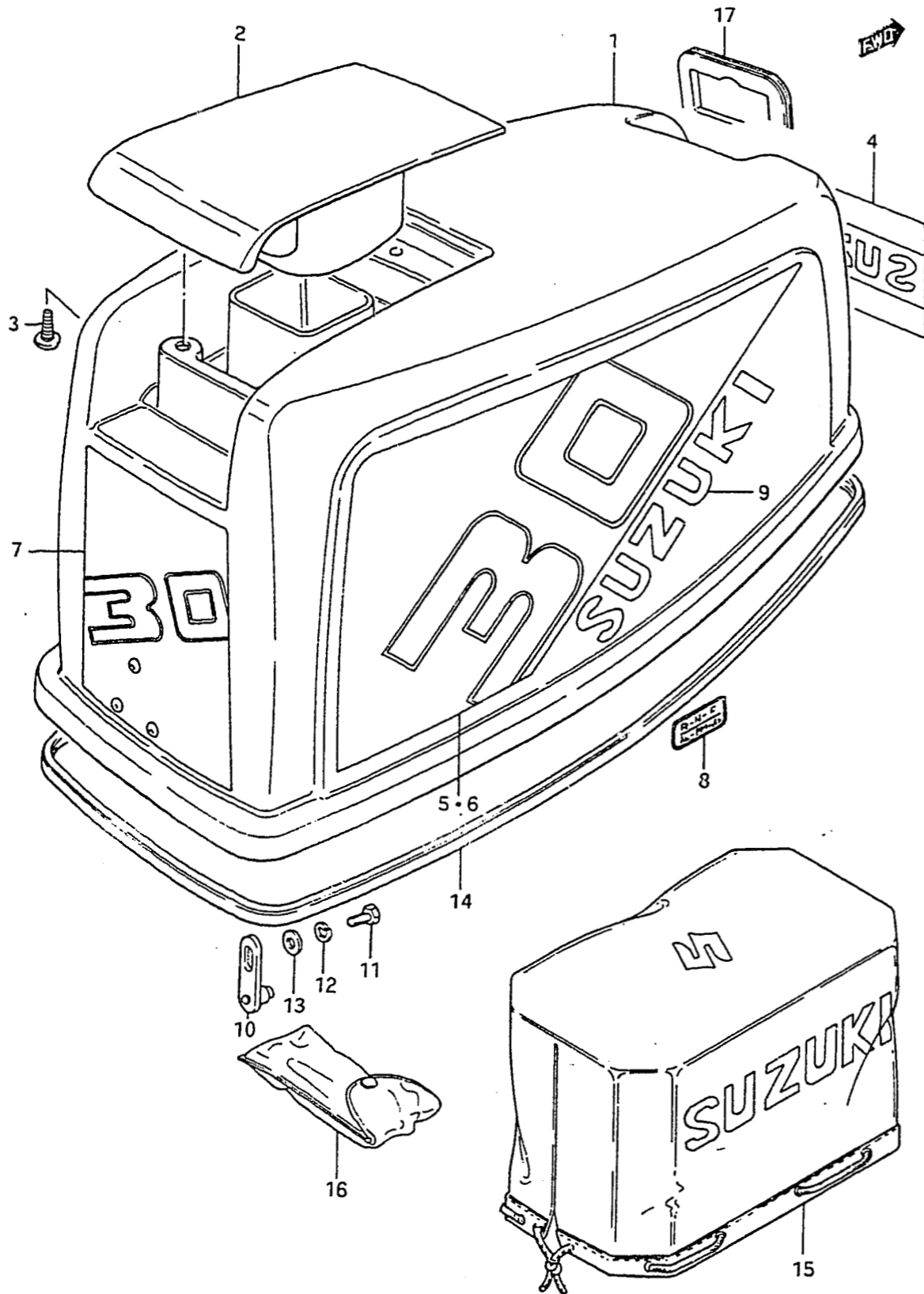


FIG. 22 (E- 2) UNDER COVER

| REF.NO. | PART NO.        | DESCRIPTION              | Q'TY | REMARKS       |
|---------|-----------------|--------------------------|------|---------------|
| 1-1     | 61110-96302-02M | COVER, engine under      | 1    | ~408123       |
| 1-2     | 61110-96303-02M | COVER, engine under      | 1    | 408124~409410 |
| 1-3     | 61110-96304-02M | COVER, engine under      | 1    | 409411~       |
| 2       | 61113-96300     | SEAL, under cover        | 1    |               |
| 3       | 09180-06112     | SPACER (6.8x10x11.5)     | 4    |               |
| 4       | 09103-06094     | BOLT                     | 4    |               |
| 5       | 61139-96301     | CAP, drain               | 2    | ~409410       |
| 6       | 09250-08007     | CAP, cushion             | 2    |               |
| 7-1     | 61631-96300     | HOOK, under cover        | 1    | ~307511       |
| 7-2     | 61631-96301     | HOOK, under cover        | 1    | 307512~       |
| 8       | 09164-13005     | WASHER                   | 1    |               |
| 9       | 09306-13002     | BUSH                     | 1    |               |
| 10      | 61633-96002-02M | LEVER, hook              | 1    |               |
| 11      | 01107-06108     | BOLT                     | 1    |               |
| 12      | 08322-21067     | WASHER                   | 1    |               |
| 13      | 13625-94300     | CAP, choke rod guide     | 1    |               |
| 14      | 22511-99000     | NIPPLE, clutch notch     | 1    |               |
| 15      | 36612-94301     | GROMMET, No.1            | 1    |               |
| 16      | 36613-94300     | GROMMET, No.2            | 1    |               |
| 17      | 36632-95501     | CLAMP                    | 1    |               |
| 18      | 09320-10031     | CUSHION, under cover     | 4    |               |
| 19      | 61138-96300     | COVER, water             | 1    | 409411~       |
| 20      | 02142-06127     | BOLT                     | 2    | 409411~       |
| 21      | 63625-94300     | CAP                      | 1    | model VF:STD  |
| 22-1    | 19720-96301-02M | SHAFT, remo-con throttle | 1    | ~411014       |
| 22-2    | 19720-96302     | SHAFT, remo-con throttle | 1    | 411015~       |
| 23      | 67413-94300     | ROD                      | 1    |               |
| 24      | 67417-94301-02M | ARM, remo-con throttle   | 1    |               |
| 25      | 09119-05010     | BALL PIVOT               | 1    |               |
| 26      | 09205-04002     | SPRING PIN               | 1    |               |
| 27      | 09306-10001     | BUSH                     | 1    |               |

FIG. 23

FIG. 23 (E- 3) ENGINE COVER



| REF.NO. | PART NO.        | DESCRIPTION          | Q'TY | REMARKS |
|---------|-----------------|----------------------|------|---------|
| 1       | 61400-96852-02M | COVER SET, engine    | 1    |         |
| 2       | 61431-96301-02M | .HANDLE, tilt up     | 1    |         |
| 3       | 03242-06169     | .SCREW               | 3    |         |
| 4       | 61422-96360     | .MARK, emblem, front | 1    |         |
| 5       | 61443-96360     | .DECAL, side STBD    | 1    |         |
| 6       | 61453-96360     | .DECAL, side PORT    | 1    |         |
| 7       | 61435-96360     | .EMBLEM, rear        | 1    |         |
| 8       | 21131-96003     | .MARK, clutch shift  | 1    |         |
| 9       | 61441-96300     | .EMBLEM, side        | 2    |         |
| 10      | 61610-96301     | .FASTENER            | 1    |         |
| 11      | 01107-06128     | .BOLT                | 1    |         |
| 12      | 08321-21068     | .LOCK WASHER         | 1    |         |
| 13      | 08322-21068     | .WASHER              | 1    |         |
| 14      | 61112-96301     | RUBBER, under cover  | 1    |         |
| 15      | 68110-95210     | COVER, weather       | 1    | OPT     |
| 16      | 09800-81800     | TOOL SET             | 1    |         |
| 17      | 61622-96301     | SEAL, rubber         | 1    |         |



FIG. 24

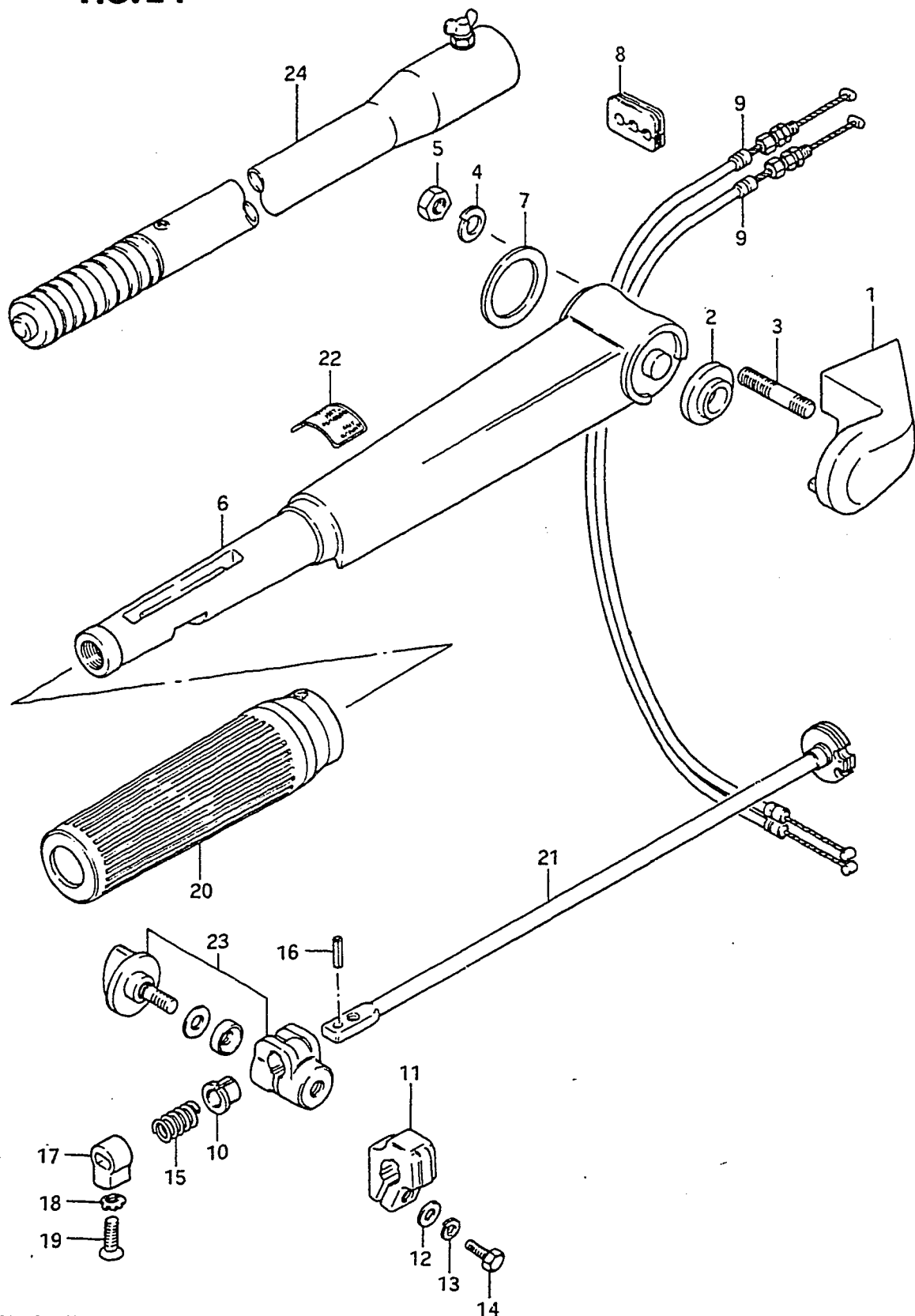


FIG. 24 (E- 4) HANDLE

| REF.NO. | PART NO.        | DESCRIPTION               | Q'TY | REMARKS        |
|---------|-----------------|---------------------------|------|----------------|
| 1       | 63121-96302-02M | COVER, tiller handle      | 1    |                |
| 2       | 63114-94300     | SPACER, handle cover      | 1    |                |
| 3       | 09108-08147     | STUD BOLT                 | 2    |                |
| 4       | 09162-08007     | LOCK WASHER               | 2    |                |
| 5       | 09140-08016     | NUT                       | 2    |                |
| 6-1     | 63111-96301-02M | HANDLE, tiller            | 1    | ~411014        |
| 6-2     | 63111-96310-02M | HANDLE, tiller            | 1    | 411015~        |
| 7       | 63115-96301     | SPACER                    | 1    |                |
| 8-1     | 09309-05008     | GROMMET                   | 1    |                |
| 8-2     | 63625-96300     | GROMMET                   | 1    | ELECTRIC START |
| 9       | 63610-96301     | CABLE, throttle           | 2    |                |
| 10      | 63225-93200     | BUSH, handle rod          | 1    |                |
| 11      | 63241-94300     | ADJUSTER, handle grip     | 1    | ~411014        |
| 12      | 09160-06015     | WASHER (6.5x13x1)         | 1    | ~411014        |
| 13      | 09162-06001     | LOCK WASHER               | 1    | ~411014        |
| 14      | 09100-06020     | BOLT (6x20)               | 1    |                |
| 15      | 09440-12027     | SPRING                    | 1    |                |
| 16      | 63227-93200     | PIN, handle rod (L:14)    | 1    |                |
| 17      | 63223-93201     | STOPPER, handle rod       | 1    |                |
| 18      | 09163-06001     | LOCK WASHER               | 1    |                |
| 19      | 09126-06006     | SCREW                     | 1    |                |
| 20      | 63210-93901     | GRIP, handle              | 1    |                |
| 21      | 63220-96300     | ROD, handle               | 1    |                |
| 22      | 63215-93400     | MARK, handle              | 1    |                |
| 23      | 63240-96300     | ADJUSTER SET, handle grip | 1    | 411015~        |
| 24      | 63300-93900     | BAR ASSY, extension       | 1    | OPT            |

\* MODEL QD/VE : STD  
 \* MODEL VF : OPT

FIG. 25

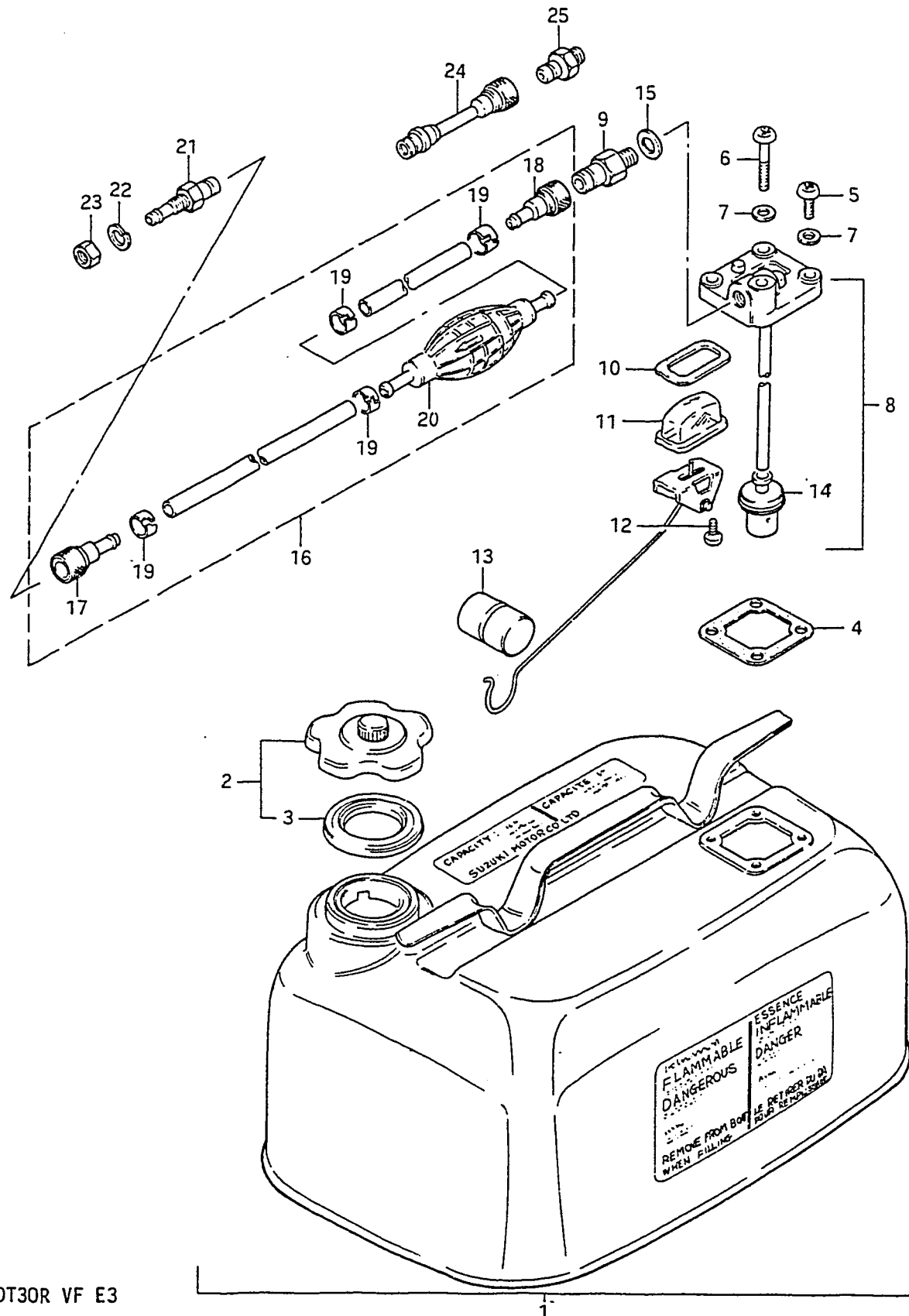
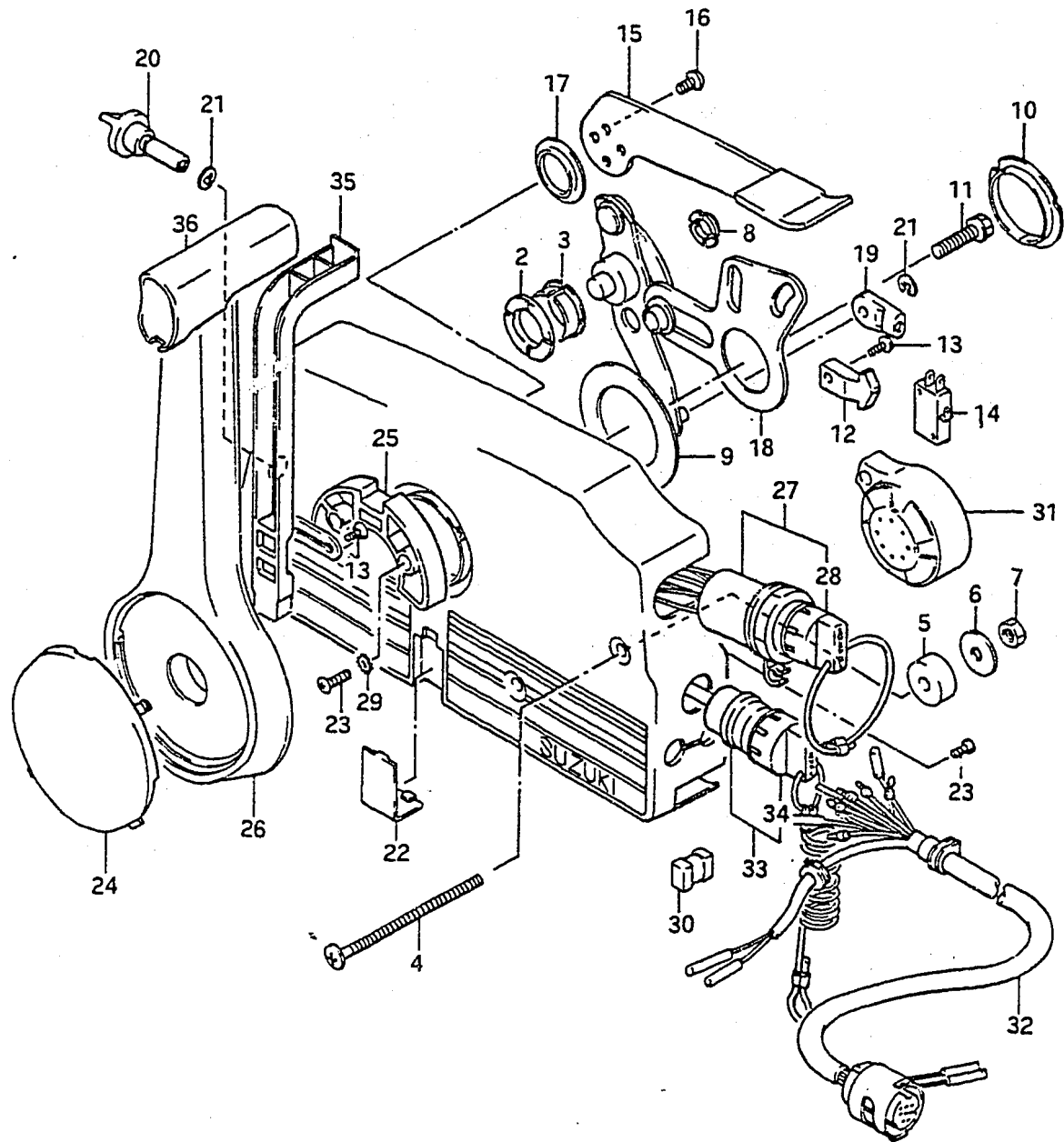


FIG.25 (E- 5) FUEL TANK

| REF.NO. | PART NO.    | DESCRIPTION             | Q'TY | REMARKS               |
|---------|-------------|-------------------------|------|-----------------------|
| 1       | 65000-95201 | TANK SET, fuel (23 L)   | 1    | 6 US.GAL./ 5 IMP.GAL. |
| 2       | 65510-98507 | .CAP ASSY               | 1    |                       |
| 3       | 65561-98502 | ..GASKET                | 1    |                       |
| 4       | 65871-93010 | .GASKET, fuel gauge     | 1    |                       |
| 5       | 02112-06168 | .SCREW                  | 3    |                       |
| 6       | 02112-06408 | .SCREW                  | 1    |                       |
| 7       | 09168-06002 | .WASHER                 | 4    |                       |
| 8       | 65850-95505 | .GAUGE ASSY, fuel       | 1    |                       |
| 9       | 65740-95500 | ..CONNECTOR, male fuel  | 1    | M12,00:13             |
| 10      | 65854-93001 | ..GASKET, strainer      | 1    |                       |
| 11      | 65853-93001 | ..STRAINER              | 1    |                       |
| 12      | 02112-04108 | ..SCREW                 | 2    |                       |
| 13      | 65864-95200 | ..FLOAT                 | 1    |                       |
| 14      | 65830-95500 | ..FILTER, outlet        | 1    |                       |
| 15      | 09168-12001 | ..GASKET (12.5x20x1)    | 1    |                       |
| 16      | 65700-95205 | HOSE, fuel              | 1    |                       |
| 17      | 65750-98505 | .CONNECTOR, female fuel | 1    | ID:11                 |
| 18      | 65750-93000 | .CONNECTOR, female fuel | 1    | ID:13                 |
| 19      | 65781-98500 | .CLIP                   | 4    |                       |
| 20      | 65770-99702 | .PUMP, squeeze          | 1    |                       |
| 21      | 65720-98520 | CONNECTOR, male fuel    | 1    | OD:11                 |
| 22      | 08321-21108 | LOCK WASHER             | 1    |                       |
| 23      | 08310-22108 | NUT                     | 1    |                       |
| 24      | 65700-95271 | HOSE, fuel joint        | 1    | OPT                   |
| 25      | 65720-98590 | CONNECTOR, male fuel    | 1    | OPT, M12-11           |

FIG. 26

FIG.26 (E- 6) REMOTE CONTROL



| REF.NO. | PART NO.    | DESCRIPTION        | Q'TY | REMARKS |
|---------|-------------|--------------------|------|---------|
| 1       | 67200-95660 | REMOTE CONTROL BOX | 1    | STD:VF  |
| 2       | 67232-95600 | .BUSH              | 1    |         |
| 3       | 67232-95600 | .BUSH              | 1    |         |
| 4       | 67296-95600 | .SCREW             | 3    |         |
| 5       | 67294-95600 | .SPACER            | 3    |         |
| 6       | 67288-94310 | .WASHER            | 3    |         |
| 7       | 09140-06004 | .NUT               | 3    |         |
| 8       | 67232-95610 | .BUSH              | 1    |         |
| 9       | 67253-95600 | .WASHER            | 1    |         |
| 10      | 67252-95600 | .BUSH              | 1    |         |
| 11      | 09100-08232 | .BOLT              | 1    |         |
| 12      | 67214-95600 | .ACTUATOR          | 1    |         |
| 13      | 67296-94300 | .SCREW             | 3    |         |
| 14      | 37721-94600 | .SWITCH, neutral   | 1    |         |
| 15      | 67241-95650 | .LEVER, free throt | 1    |         |
| 16      | 09126-05003 | .SCREW             | 2    |         |
| 17      | 67243-95600 | .BUSH              | 1    |         |
| 18      | 67220-95600 | .PLATE ASSY        | 1    |         |
| 19      | 67275-95600 | .END, cable        | 2    |         |
| 20      | 67223-95600 | .KNOB, brake ADJ   | 1    |         |

NA12S REMOTE CONTROL BOX

FIG.26 (E- 7) REMOTE CONTROL

Q'TY

REMARKS

| REF.NO. | PART NO.    | DESCRIPTION             | Q'TY | REMARKS            |
|---------|-------------|-------------------------|------|--------------------|
| 21      | 67292-94300 | .E RING                 | 3    |                    |
| 22      | 67267-95600 | .COVER, wire            | 1    |                    |
| 23      | 67296-95610 | .SCREW                  | 7    |                    |
| 24      | 67257-95600 | .CAP, lever             | 1    |                    |
| 25      | 67256-95600 | .HOLDER, neutral lock   | 1    |                    |
| 26      | 67251-95600 | .LEVER, handle          | 1    |                    |
| 27      | 37110-94600 | .IGNITION SWITCH        | 1    |                    |
| 28-1    | 37141-94400 | ..KEY, spare (101)      | 1    | (1) comes standard |
| 28-2    | 37141-94410 | ..KEY, spare (102)      | 1    |                    |
| 28-3    | 37141-94420 | ..KEY, spare (103)      | 1    |                    |
| 28-4    | 37141-94430 | ..KEY, spare (104)      | 1    |                    |
| 28-5    | 37141-94440 | ..KEY, spare (105)      | 1    |                    |
| 28-6    | 37141-94450 | ..KEY, spare (106)      | 1    |                    |
| 29      | 67297-95600 | .WASHER                 | 2    |                    |
| 30      | 67273-95600 | .SPACER                 | 1    |                    |
| 31      | 38500-94600 | .BUZZER                 | 1    |                    |
| 32      | 36620-94610 | .WIRING HARNESS         | 1    |                    |
| 33      | 37820-94402 | .SWITCH ASSY, emergency | 1    |                    |
| 34      | 37823-94400 | ..CAP & ROPE            | 1    |                    |
| 35      | 67255-95600 | .ARM NEUTRAL LOCK       | 1    |                    |
| 36      | 67261-95610 | .GRIP                   | 1    |                    |

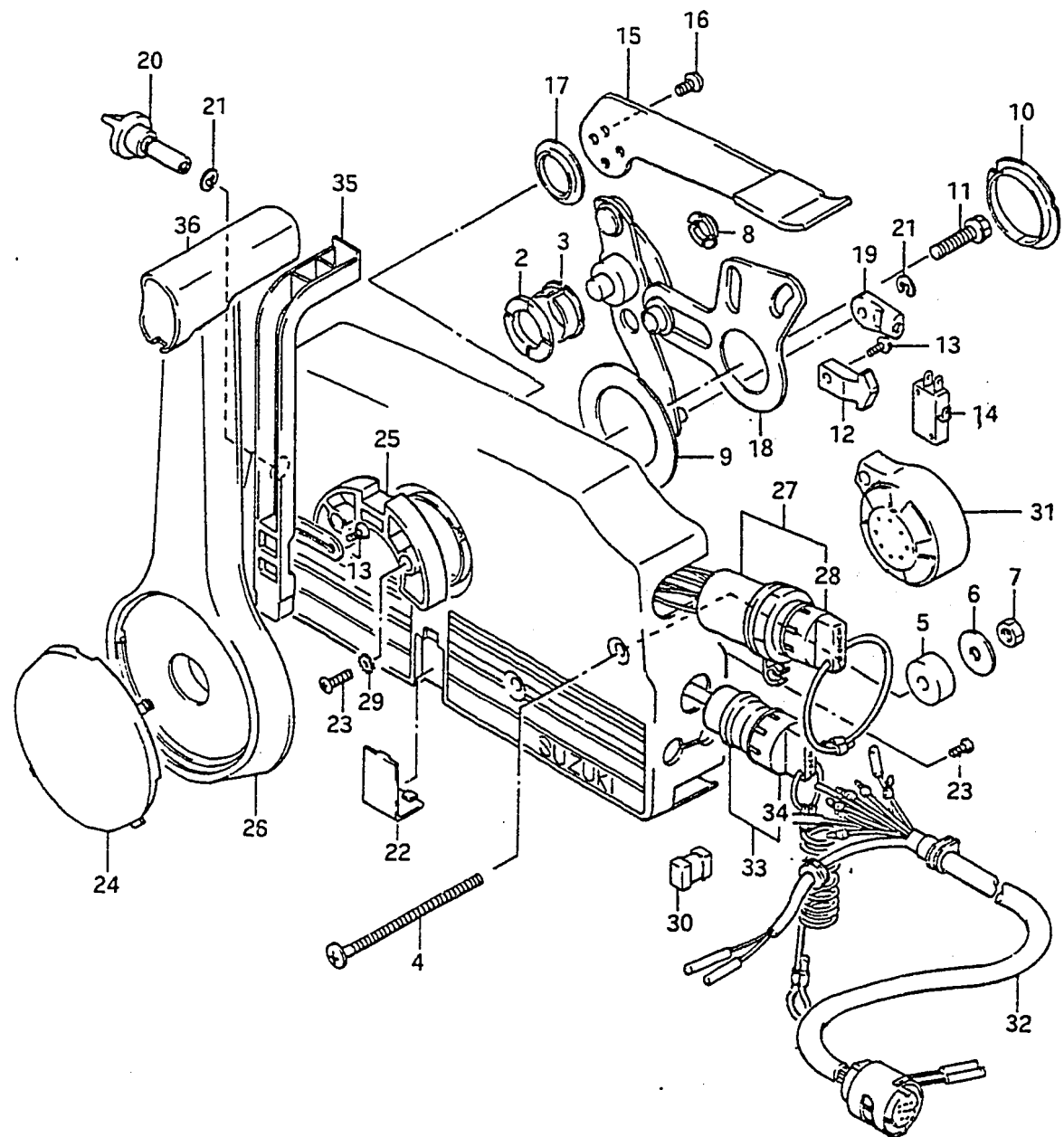


FIG. 27

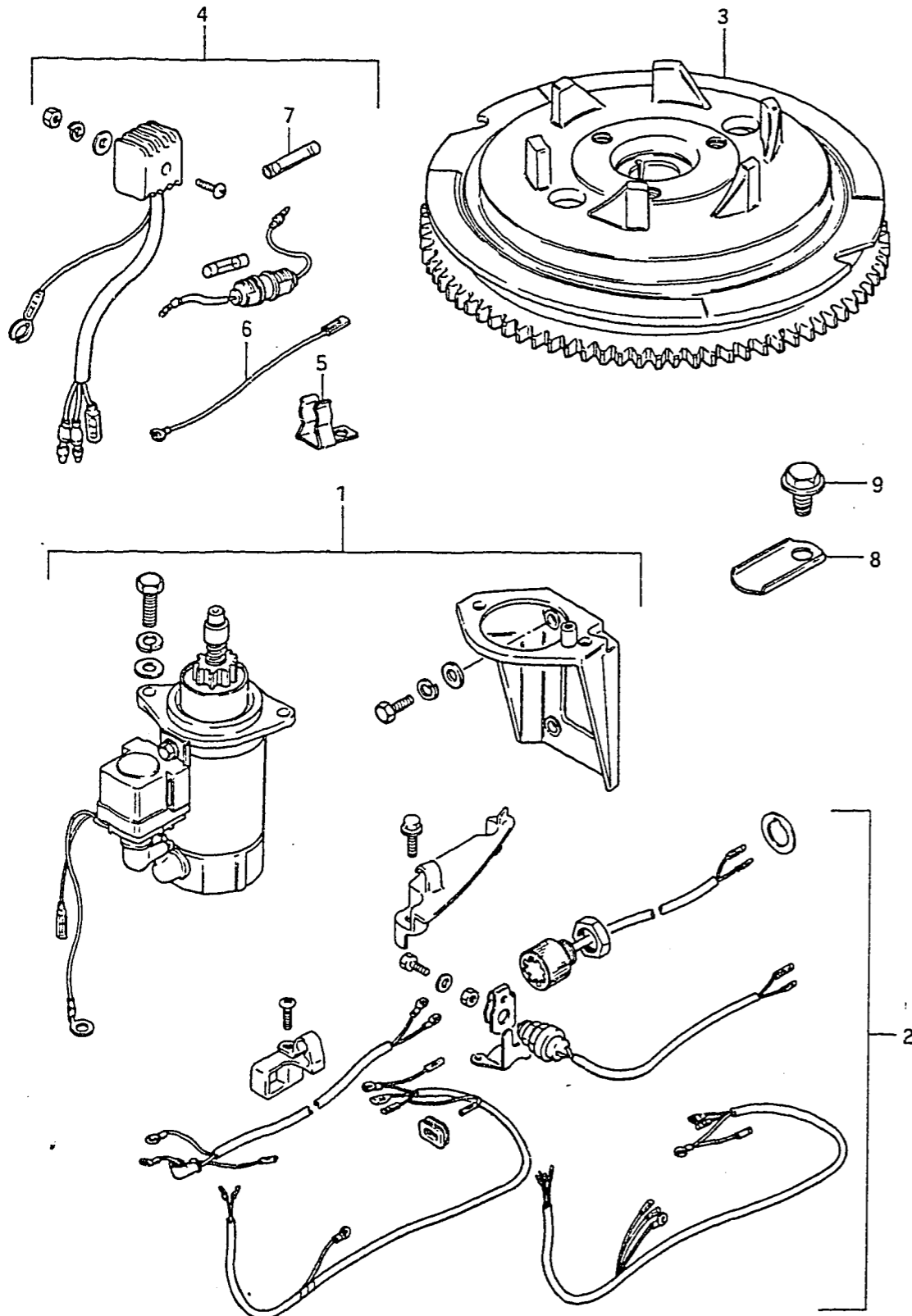


FIG.27 (F- 2) OPTIONAL : ELECTRICAL (FOR MANUAL STARTER)

| REF.NO. | PART NO.    | DESCRIPTION               | Q'TY | REMARKS |
|---------|-------------|---------------------------|------|---------|
| 1       | 31101-96300 | MOTOR SET, starter        | 1    |         |
| 2       | 33800-96301 | SWITCH, starter/cable set | 1    |         |
| 3       | 32102-96310 | FLYWHEEL                  | 1    |         |
| 4       | 32801-96300 | RECTIFIER SET             | 1    |         |
| 5       | 36791-95200 | .HOLDER                   | 1    |         |
| 6       | 36898-93300 | .LEAD, wire               | 1    |         |
| 7       | 37132-93700 | .WIRE, connector          | 1    |         |
| 8       | 33815-94500 | PROTECTOR, cable          | 1    |         |
| 9       | 09103-06049 | BOLT (6x12)               | 1    |         |

MODEL QD/VE:OPT  
MODEL VF:STD

FIG. 28

FIG. 28 (F- 3) OPTIONAL : ELECTRICAL (FOR MANUAL STARTER)

| REF.NO. | PART NO.    | DESCRIPTION           | Q'TY | REMARKS     |
|---------|-------------|-----------------------|------|-------------|
| 1       | 39600-93900 | CONCENT SET           | 1    | model QD/VE |
| 2       | 39601-93902 | .CONCENT ASSY, lamp   | 1    |             |
| 3       | 39602-93900 | .PLUG ASSY, lamp cord | 1    |             |
| 4       | 36632-95501 | .CLAMP                | 1    |             |
| 5       | 39603-93900 | .GROMMET              | 1    |             |
| 6       | 32500-95721 | REGULATOR, voltage    | 1    |             |
| 7       | 01107-06128 | BOLT                  | 2    |             |
| 8       | 08322-21067 | WASHER                | 2    |             |

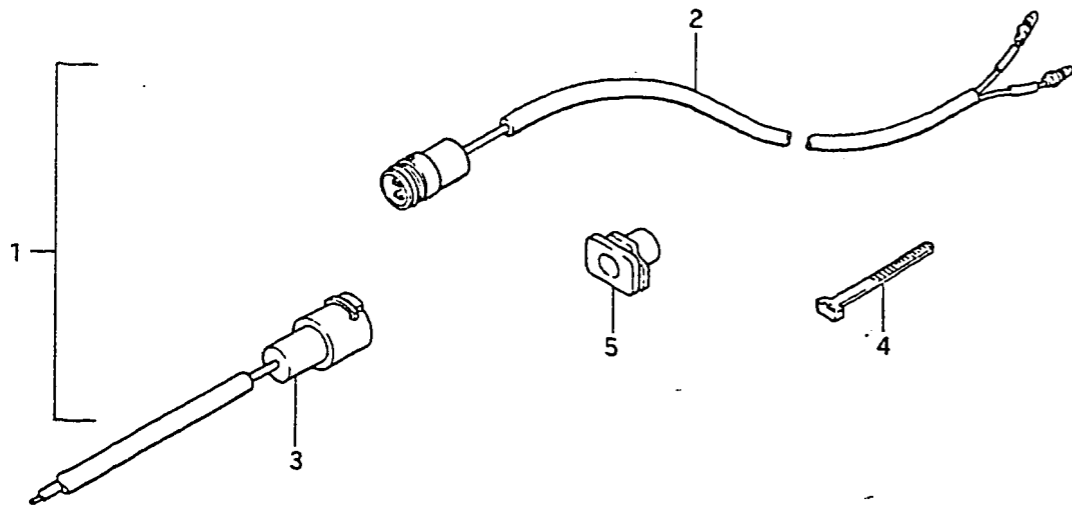
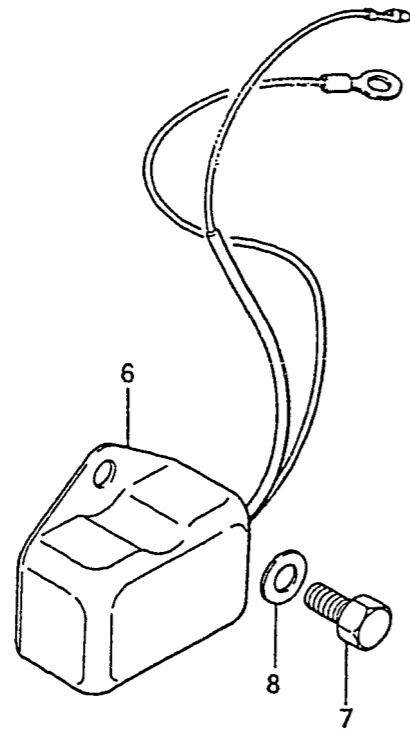
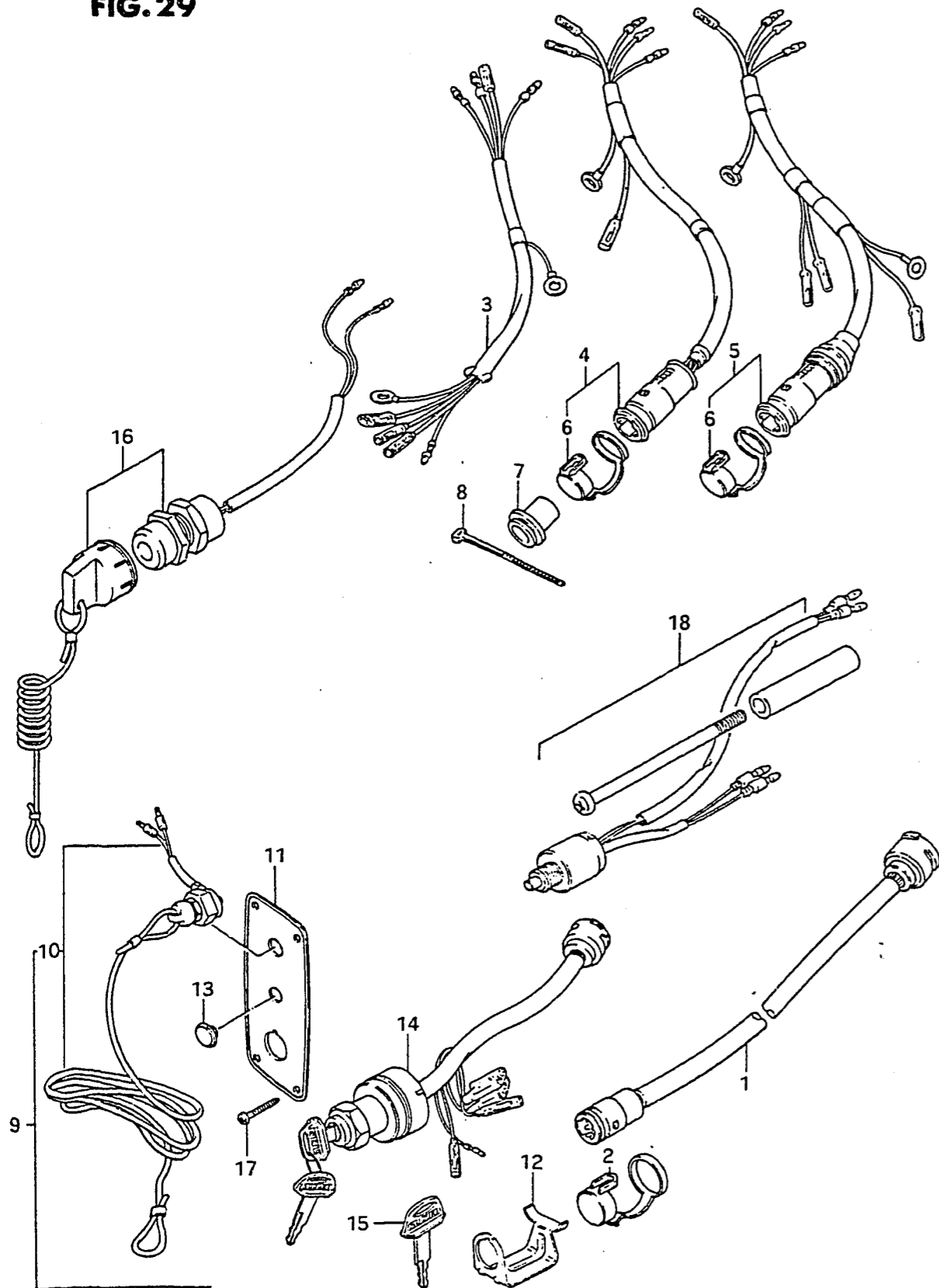


FIG.29



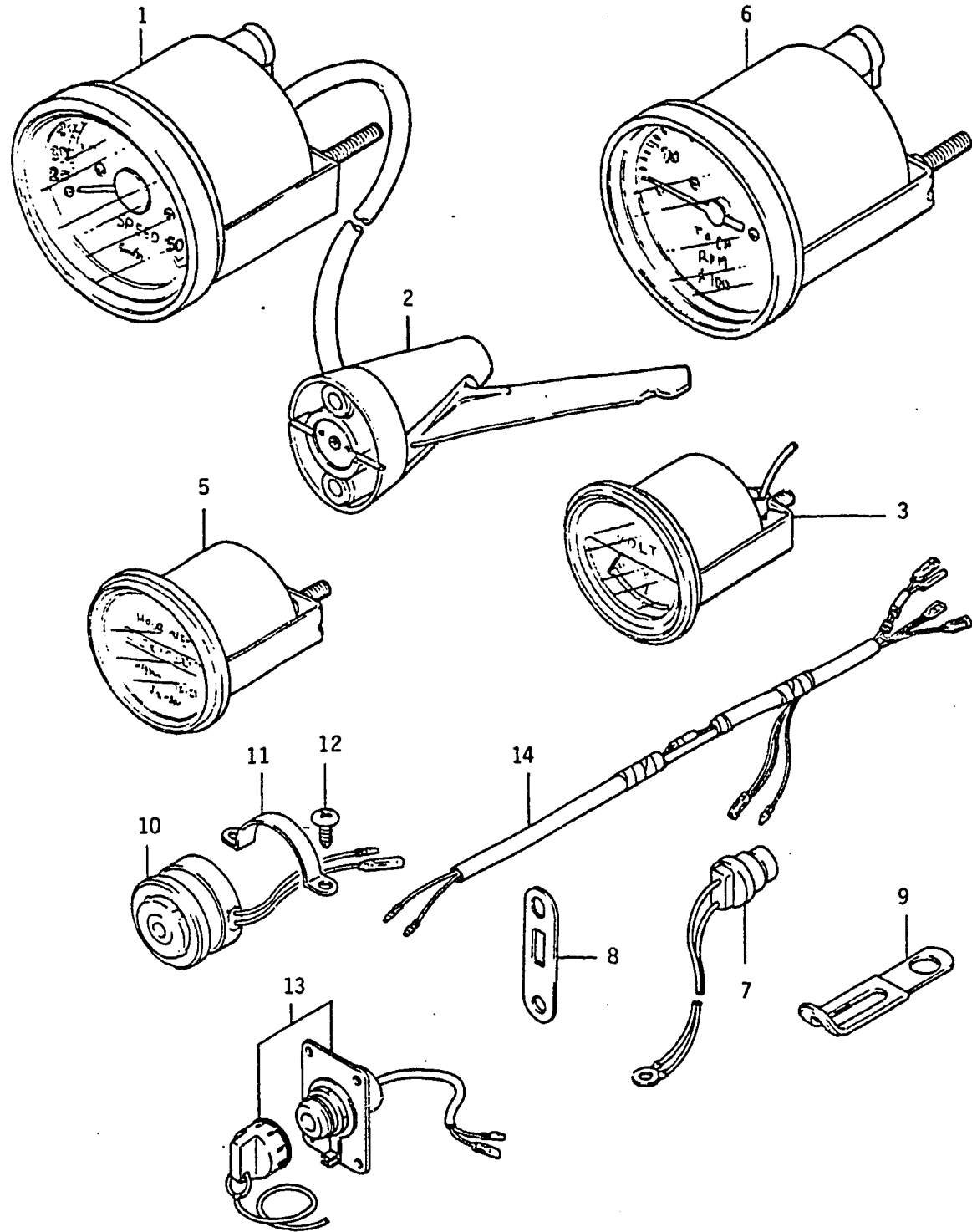
DT30R VF E3

| REF.NO. | PART NO.    | DESCRIPTION                   | Q'TY | REMARKS            |
|---------|-------------|-------------------------------|------|--------------------|
| 1-1     | 36620-95202 | WIRING HARNESS, extension     | 1    | model QD/VE        |
| 1-2     | 36620-95203 | WIRING HARNESS, extension     | 1    | model VF           |
| 2       | 36631-94300 | .CAP                          | 1    |                    |
| 3       | 36630-96310 | WIRING HARNESS, remo-con (1)  | 1    | model QD/VE        |
| 4       | 36630-96320 | WIRING HARNESS, remo-con (2)  | 1    | model QD/VE        |
| 5       | 36630-96330 | WIRING HARNESS, remo-con      | 1    | model VF           |
| 6       | 36631-94300 | .CAP, remo-con harness        | 1    |                    |
| 7       | 36639-94300 | GROMMET                       | 1    |                    |
| 8       | 36632-95501 | CLAMP, connector grommet      | 1    |                    |
| 9       | 37100-95210 | PANEL ASSY, switch            | 1    |                    |
| 10      | 37820-95353 | .SWITCH ASSY, emergency       | 1    |                    |
| 11      | 37139-95251 | .PANEL, switch                | 1    |                    |
| 12      | 37150-93350 | .HOLDER                       | 1    |                    |
| 13      | 37101-93310 | .CAP, panel                   | 2    |                    |
| 14      | 37110-95210 | .SWITCH, emergency            | 1    |                    |
| 15-1    | 37141-93300 | ..KEY, spare (8511)           | 1    |                    |
| 15-2    | 37141-93310 | ..KEY, spare (8512)           | 1    |                    |
| 15-3    | 37141-93320 | ..KEY, spare (8513)           | 1    |                    |
| 15-4    | 37141-93330 | ..KEY, spare (8611)           | 1    |                    |
| 15-5    | 37141-93340 | ..KEY, spare (8612)           | 1    |                    |
| 15-6    | 37141-93350 | ..KEY, spare (8613)           | 1    |                    |
| 16      | 37820-94420 | SWITCH ASSY, emergency        | 1    | model VF           |
| 17      | 03112-04129 | SCREW                         | 4    |                    |
| 18      | 67140-95300 | ATTACHMENT, twin remo-con kit | 1    | NA05 remo-con box  |
| 19      | 67140-95600 | ATTACHMENT, twin remo-con kit | 1    | NA12S remo-con box |

DT30R VF E3

F4

**FIG. 30**



**FIG. 30 (F-5) OPTIONAL: INSTRUMENTS/METERS**

| REF.NO. | PART NO.        | DESCRIPTION                 | Q'TY | REMARKS   |
|---------|-----------------|-----------------------------|------|-----------|
| 1       | 99105-00176     | SPEEDOMETER ASSY            | 1    | 0-80 MPH  |
| 2       | 99105-00176-001 | .PITOT TUBE                 | 1    |           |
| 3       | 99105-00177     | VOLTMETER                   | 1    |           |
| 4       | 99105-00178     | FUEL GAUGE                  | 1    | Not Shown |
| 5       | 99105-00180     | HOURMETER                   | 1    |           |
| 6       | 99105-00181     | TACHOMETER ASSY             | 1    | 0-8K RPM  |
| 7       | 34850-94700     | SWITCH, heat                | 1    |           |
| 8       | 34853-94301     | SUPPORTER, unit             | 1    |           |
| 9       | 09404-08201     | CLAMP (L:52)                | 1    |           |
| 10      | 38500-95503     | BUZZER, warning             | 1    |           |
| 11      | 38501-95500     | BAND, warning buzzer        | 1    |           |
| 12      | 02112-05088     | SCREW                       | 2    |           |
| 13      | 34108-94500     | SWITCH ASSY, meter lighting | 1    |           |
| 14      | 34109-94500     | LEAD, meter extension       | 1    |           |

DT30R VF E3

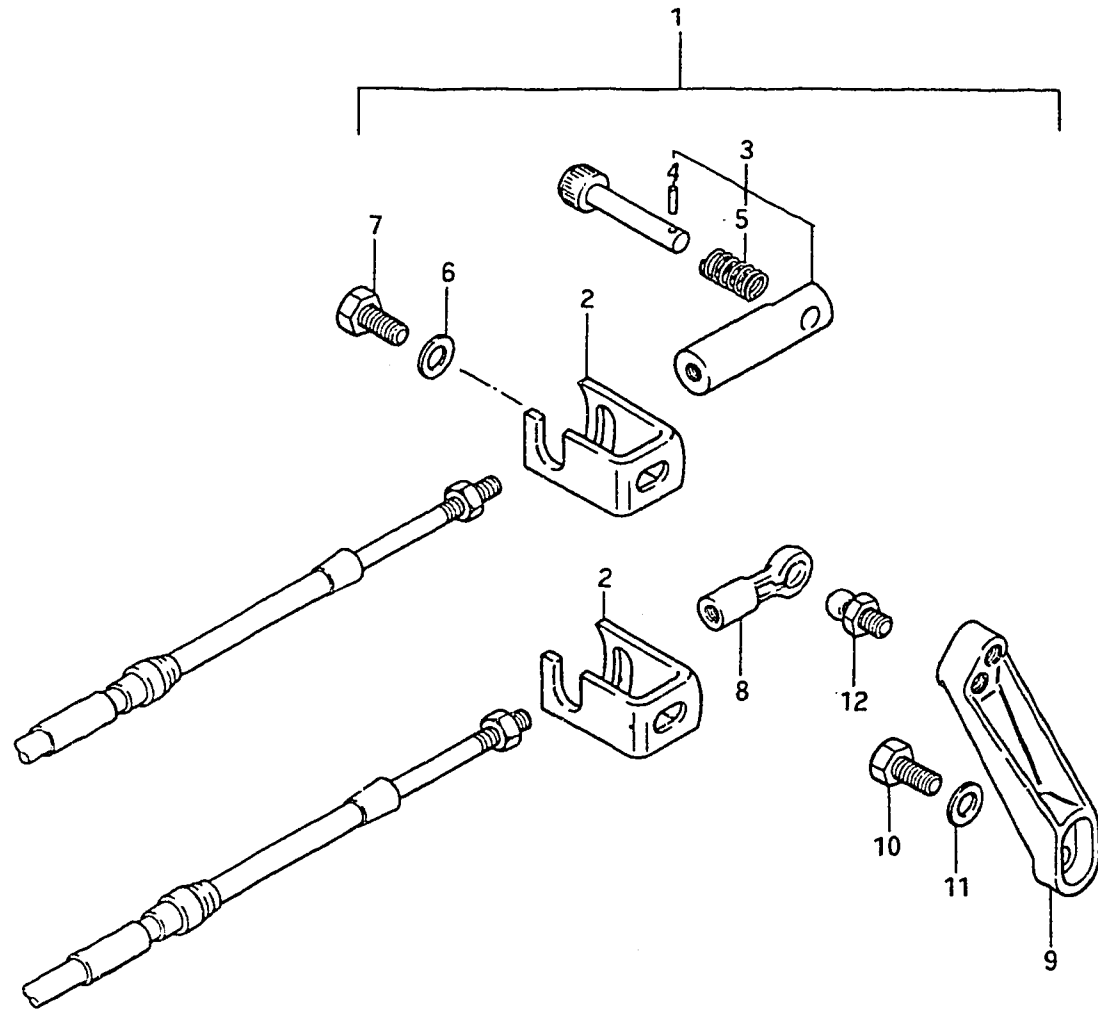
Revised 12/10/84

**F5**



FIG.31

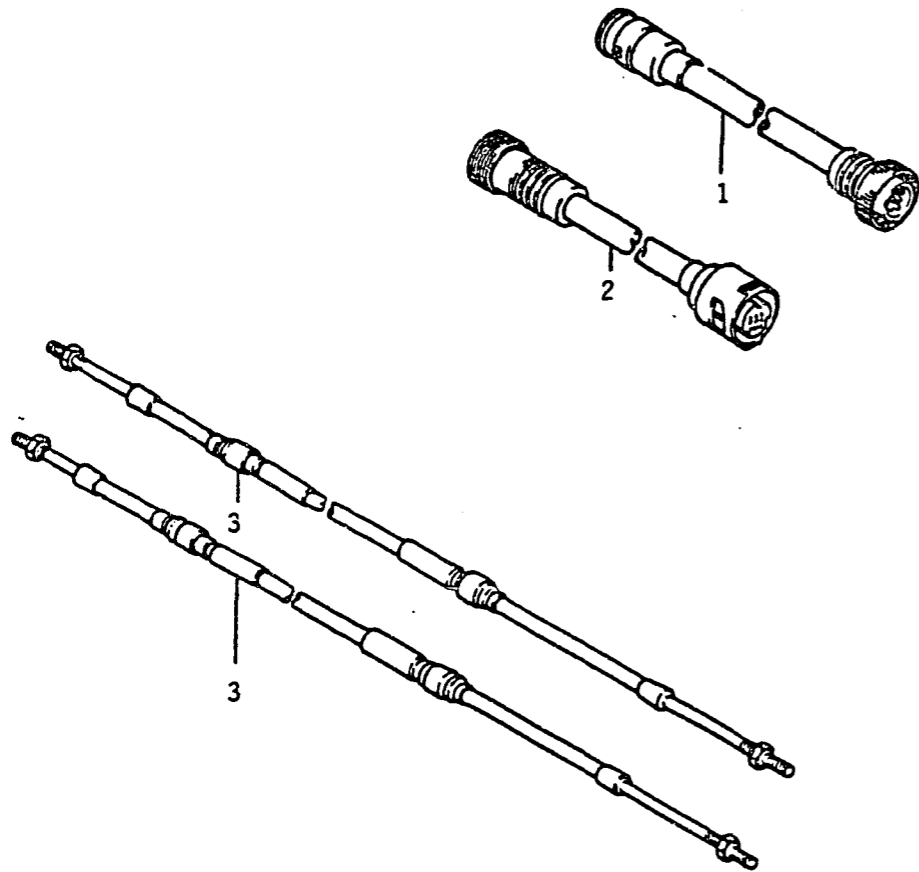
FIG.31 (F- 6) OPTIONAL : REMOTE CONTROL PARTS



| REF.NO. | PART NO.        | DESCRIPTION                | Q'TY | REMARKS      |
|---------|-----------------|----------------------------|------|--------------|
| 1       | 67130-94302-02M | REMOTE CONTROL PARTS ASSY  | 1    |              |
| 2       | 67341-94301     | .HOLDER, remo-con cable    | 2    | model VF:STD |
| 3       | 67440-93701     | .GUIDE, clutch cable       | 1    |              |
| 4       | 09205-02006     | .SPRING PIN                | 1    |              |
| 5       | 09440-09012     | .SPRING                    | 1    |              |
| 6       | 09160-06015     | .WASHER (6.5x13x1)         | 2    |              |
| 7       | 09100-06115     | .BOLT (6x15)               | 2    |              |
| 8       | 67466-95200     | .CONNECTOR, remo-con cable | 1    |              |
| 9       | 67414-94301-02M | .LEVER, remo-con throttle  | 1    |              |
| 10      | 09100-06115     | .BOLT (6x15)               | 1    |              |
| 11      | 09160-06015     | .WASHER (6.5x13x1)         | 1    |              |
| 12      | 09119-06047     | .BALL PIVOT                | 1    |              |

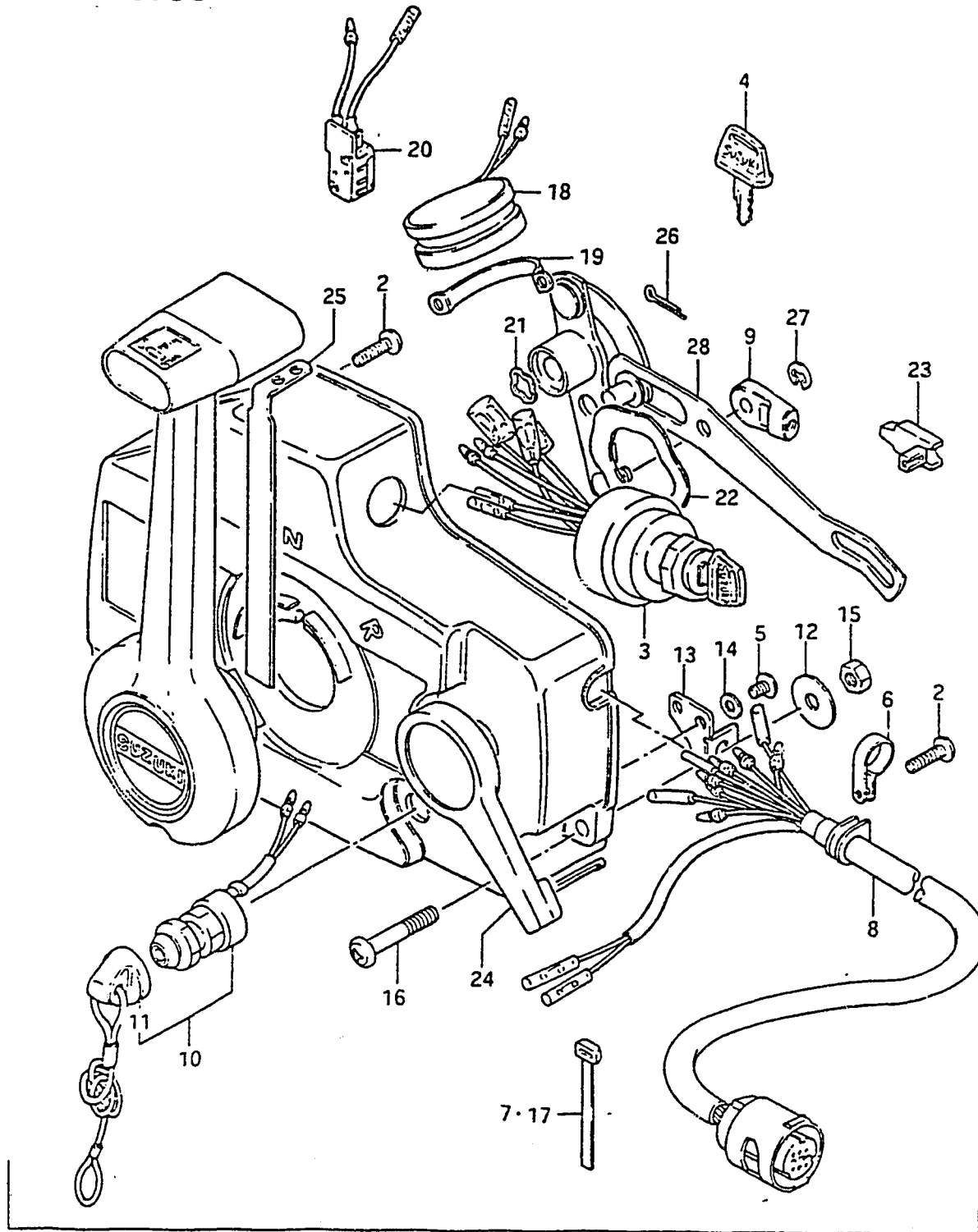
FIG. 32

FIG. 32 (F-7) OPTIONAL



| REF.NO. | PART NO.    | DESCRIPTION           | Q'TY | REMARKS   |
|---------|-------------|-----------------------|------|-----------|
| 1       | 36642-94702 | ADAPTER (N.O.)        | 1    |           |
| 2       | 36641-94701 | ADAPTER (O.N.)        | 1    |           |
| 3-1     | 99105-00006 | CABLE, remote control | 2    | L: 6 ft.  |
| 3-2     | 99105-00007 | CABLE, remote control | 2    | L: 7 ft.  |
| 3-3     | 99105-00008 | CABLE, remote control | 2    | L: 8 ft.  |
| 3-4     | 99105-00009 | CABLE, remote control | 2    | L: 9 ft.  |
| 3-5     | 99105-00010 | CABLE, remote control | 2    | L: 10 ft. |
| 3-6     | 99105-00011 | CABLE, remote control | 2    | L: 11 ft. |
| 3-7     | 99105-00012 | CABLE, remote control | 2    | L: 12 ft. |
| 3-8     | 99105-00013 | CABLE, remote control | 2    | L: 13 ft. |
| 3-9     | 99105-00014 | CABLE, remote control | 2    | L: 14 ft. |
| 3-10    | 99105-00015 | CABLE, remote control | 2    | L: 15 ft. |
| 3-11    | 99105-00016 | CABLE, remote control | 2    | L: 16 ft. |
| 3-12    | 99105-00017 | CABLE, remote control | 2    | L: 17 ft. |
| 3-13    | 99105-00018 | CABLE, remote control | 2    | L: 18 ft. |
| 3-14    | 99105-00019 | CABLE, remote control | 2    | L: 19 ft. |
| 3-15    | 99105-00020 | CABLE, remote control | 2    | L: 20 ft. |
| 3-16    | 99105-00022 | CABLE, remote control | 2    | L: 22 ft. |

FIG.33



| REF.NO. | PART NO.    | DESCRIPTION             | Q'TY | REMARKS         |
|---------|-------------|-------------------------|------|-----------------|
| 1       | 67200-95551 | REMOTE CONTROL BOX      | 1    |                 |
| 2       | 67296-94300 | .SCREW                  | 3    |                 |
| 3       | 37110-94301 | .SWITCH ASSY, ignition  | 1    |                 |
| 4-1     | 37141-93300 | ..KEY, spare 8511       | 1    | (1) is standard |
| 4-2     | 37141-93310 | ..KEY, spare 8512       | 1    |                 |
| 4-3     | 37141-93320 | ..KEY, spare 8513       | 1    |                 |
| 4-4     | 37141-93330 | ..KEY, spare 8611       | 1    |                 |
| 4-5     | 37141-93340 | ..KEY, spare 8612       | 1    |                 |
| 4-6     | 37141-93350 | ..KEY, spare 8613       | 1    |                 |
| 5       | 67296-94310 | .SCREW                  | 6    |                 |
| 6       | 36622-94300 | .CLAMP                  | 2    |                 |
| 7       | 36632-95501 | .CLAMP                  | 1    |                 |
| 8       | 36620-94320 | .WIRING HARNESS         | 1    |                 |
| 9       | 67275-94300 | .END, cable             | 2    |                 |
| 10      | 37820-96302 | .SWITCH, emergency      | 1    |                 |
| 11      | 37823-95251 | ..CAP, emergency switch | 1    |                 |
| 12      | 67288-94300 | .WASHER                 | 6    |                 |
| 13      | 67271-94300 | .HOLDER, cable          | 1    |                 |
| 14      | 67288-94310 | .WASHER                 | 3    |                 |
| 15      | 09140-06004 | .NUT                    | 3    |                 |
| 16      | 09125-06012 | .SCREW                  | 3    |                 |
| 17      | 37119-94300 | .BAND                   | 3    |                 |
| 18      | 38500-95503 | .BUZZER, warning        | 1    |                 |
| 19      | 38501-95500 | .BAND, warning buzzer   | 1    |                 |
| 20      | 37721-95551 | .SWITCH ASSY, neutral   | 1    |                 |
| 21      | 67232-94300 | .BUSH                   | 1    |                 |
| 22      | 67252-94300 | .BUSH                   | 1    |                 |
| 23      | 67214-94300 | .ACTUATOR               | 1    |                 |
| 24      | 67241-94300 | .LEVER, free throttle   | 1    |                 |
| 25      | 67255-94300 | .APM, neutral lock      | 1    |                 |
| 26      | 67293-94300 | .PIN                    | 1    |                 |
| 27      | 67292-94300 | .E RING                 | 3    |                 |
| 28      | 67220-94300 | .PLATE ASSY             | 1    |                 |

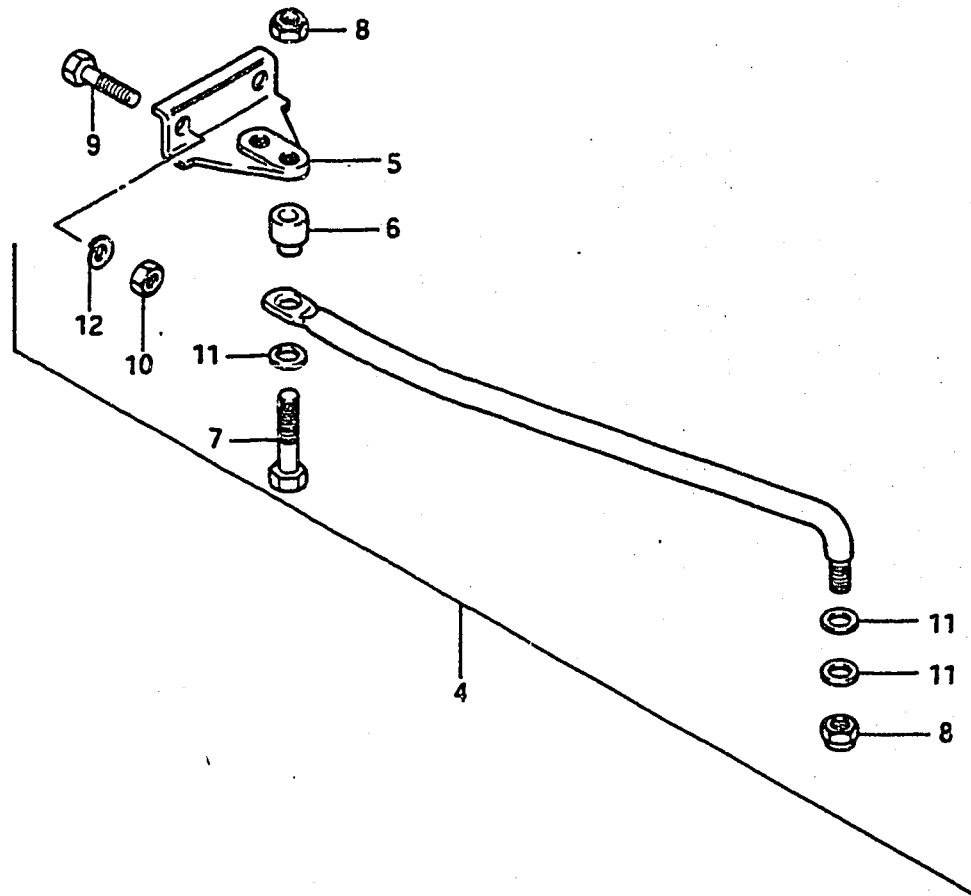
FIG. 34

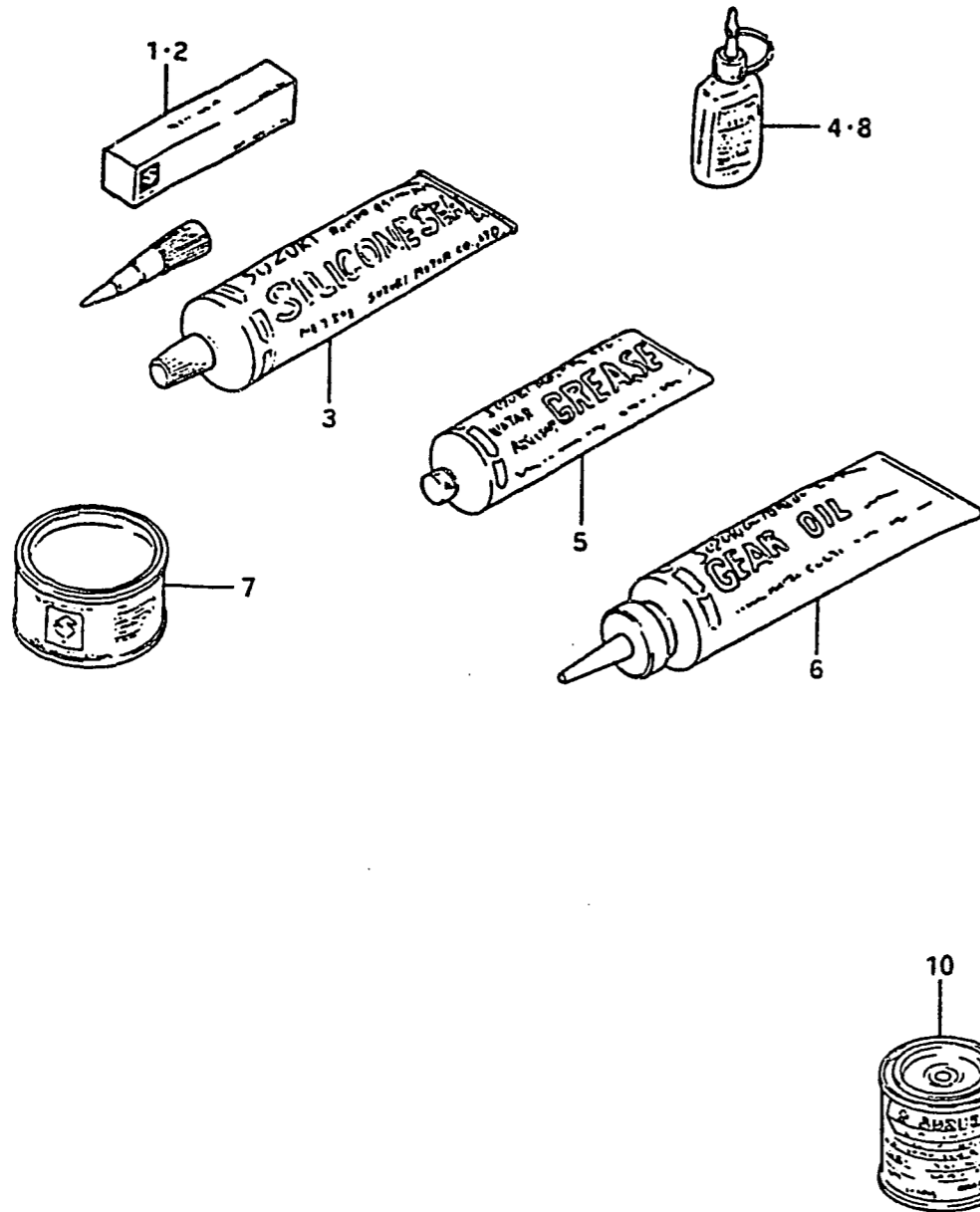
FIG. 34 (F- 9) OPTIGVAL : TIE-ROD / EXTENSION BAR

Q'TY

REF.NO. PART NO. DESCRIPTION REMARKS

| REF.NO. | PART NO.    | DESCRIPTION                | Q'TY | REMARKS      |
|---------|-------------|----------------------------|------|--------------|
| 4       | 67701-96300 | DRAG LINK ASSY             | 1    | model VF:STD |
| 5       | 43755-96301 | .ATTACHMENT, steering BRKT | 1    |              |
| 6       | 67721-94300 | .SPACER                    | 1    |              |
| 7       | 67725-94500 | .BOLT                      | 1    |              |
| 8       | 67726-94500 | .NUT                       | 2    |              |
| 9       | 09100-08224 | .BOLT                      | 2    |              |
| 10      | 09140-08016 | .NUT                       | 2    |              |
| 11      | 67728-94500 | .WASHER                    | 3    |              |
| 12      | 09162-08007 | .LOCK WASHER               | 2    |              |





| REF.NO. | PART NO.        | DESCRIPTION               | Q'TY |          | REMARKS |
|---------|-----------------|---------------------------|------|----------|---------|
| 1       | 99000-31030     | GASKET, liquid, No.4      | 1    | 100g     |         |
| 2       | 99000-31050     | SUZUKI BOND, No.1         | 1    | 100g     |         |
| 3       | 99000-31120     | SUZUKI SILICON SEAL       | 1    | 50g      |         |
| 4       | 99000-32050     | THREAD LOCK CEMENT, super | 1    | 50g      |         |
| 5-1     | 99000-25160     | GREASE, water resistant   | 1    | 250g     |         |
| 5-2     | 99000-25170     | GREASE, water resistant   | 1    | 50g      |         |
| 6       | 99000-22540     | GEAR OIL, outboard motor  | 1    | 400cc    |         |
| 7       | 99000-25010     | SUZUKI SUPER GREASE       | 1    | 450g     |         |
| 8       | 99000-32020     | THREAD LOCK CEMENT, super | 1    | 50g,103Q |         |
| 10-1    | 99000-10109-01T | PAINT (Francois White)    | 1    | 90g      |         |
| 10-2    | 99000-10209-02M | PAINT (Arctic Silver)     | 1    | 90g      |         |