



SUZUKI MARINE

Parts Book

DT 200 (1998-2000)



1703 Hwy 35 So., Laurence Harbor, NJ 08879

(732) 264-7176

(800) 338-0645 FAX (732) 264-2472

www.brownspoint.com

PREFACE

When it becomes necessary to replace parts on SUZUKI OUTBOARD MOTORS, always use SUZUKI GENUINE PARTS which have passed a strict inspection which guarantees quality and performance.

This parts catalogue covers the list of all service parts for SUZUKI DT150/150STC/150G '98-'03 MODEL, DT200/200G '98-'00 MODEL, DT225/225G '01-'03 MODEL.

INSTRUCTIONS FOR QUOTING THE CATALOGUE

1. DIMENSIONS

Dimensions of the parts in this catalogue are indicated in unit millimeters.

2. ABBREVIATIONS

Abbreviations used in this catalogue are as follows:

AR	: As required	NT	: Number of teeth
ASSY	: Assembly	OPT	: Optional
E. NO.	: Engine number	OS	: Over size
F. NO.	: Frame number	STD	: Standard
D	: Diameter of material	T	: Thickness
ID	: Inside diameter	US	: Under size
OD	: Outside diameter	W	: Width
L	: Length	W/	: With
LH(PORT)	: Left hand side	S,L,UL,LL	: Transom type
RH(STBD)	: Right hand side	SUS	: Stainless steel
~123456	: Up to E.NO.15003-123456	PTT	: Power trim and tilt
123456~	: From E.NO.15003-123456		

12 x 34 x 5.6..... Figures in the description column

show the dimensions of parts.

ID OD T(or W,L)

→12345-56781 (Parts No.) : indicates that the parts number was changed to 12345-56781 and the new parts are interchangeable with the former ones but the former ones are not interchangeable with new ones.

←12345-56781 (Parts No.) : indicates that the former and new parts are interchangeable with each other and both are usable.

3. INNER PARTS OF ASSEMBLY

Part name with a dot (.) in front as shown in the description column indicates the component of the assembly also available individually.

4. MODIFICATION NOTICE

A parts bulletin will be sent to you on all occasions when changes in parts occur, including interchangeable modifications between new parts and old ones.

5. NOTE

5-1. There are some different parts from those of production models among spare parts for the administrative reasons and common use of them with other models.

5-2. In respect of rubber hoses and vinyl tubes, please be sure to use them by cutting off according to the length mentioned on parts catalogue or what is actually required on the vehicle.

5-3. Note that the drawings on the illustration page are for ready reference of spare parts number, not to be used as an assembly manual.
When assembling, use "SUZUKI SERVICE MANUAL".

6. MODEL NAME AND ENGINE NUMBER

MODEL	YEAR'S	TYPE	TRANSOM	ENGINE No.
DT150TCLW	'98	15003	L,X	15003-861001~
DT150TCLX	'99	15003	L,X	15003-971001~
DT150TCLY	'00	15003	L,X	15003-030001~
DT150TCLK1	'01	15003	L,X	15003-151001~
DT150TCLK2	'02	15003	L,X	15003-251001~
DT150TCULK3	'03	15003	X	15003-371001~
DT150STCLW	'98	15002	L	15002-861001~
DT150STCLX	'99	15002	L	15002-971001~
DT150STCLY	'00	15002	L	15002-030001~
DT150STCLK1	'01	15002	L	15002-151001~
DT150STCLK2	'02	15002	L	15002-251001~
DT150STCLK3	'03	15002	L	15002-371001~
DT150GULW	'98	15003G	X	15003G-861001~
DT150GULX	'99	15003G	X	15003G-971001~
DT150GULY	'00	15003G	X	15003G-030001~
DT150GULK1	'01	15003G	X	15003G-151001~
DT150GULK2	'02	15003G	X	15003G-251001~
DT150GULK3	'03	15003G	X	15003G-371001~
DT200TCLW	'98	20002	L,X	20002-861001~
DT200TCLX	'99	20002	L,X	20002-971001~
DT200TCLY	'00	20002	L,X	20002-030001~
DT200GULW	'98	20002G	X	20002G-861001~
DT200GULX	'99	20002G	X	20002G-971001~
DT200GULY	'00	20002G	X	20002G-030001~
DT225TCULK1	'01	22501	X	22501-151001~
DT225TCULK2	'02	22501	X	22501-251001~
DT225TCULK3	'03	22501	X	22501-371001~
DT225GULK1	'01	22501G	X	22501G-151001~
DT225GULK2	'02	22501G	X	22501G-251001~
GT225GULK3	'03	22501G	X	22501G-371001~

FIG.1

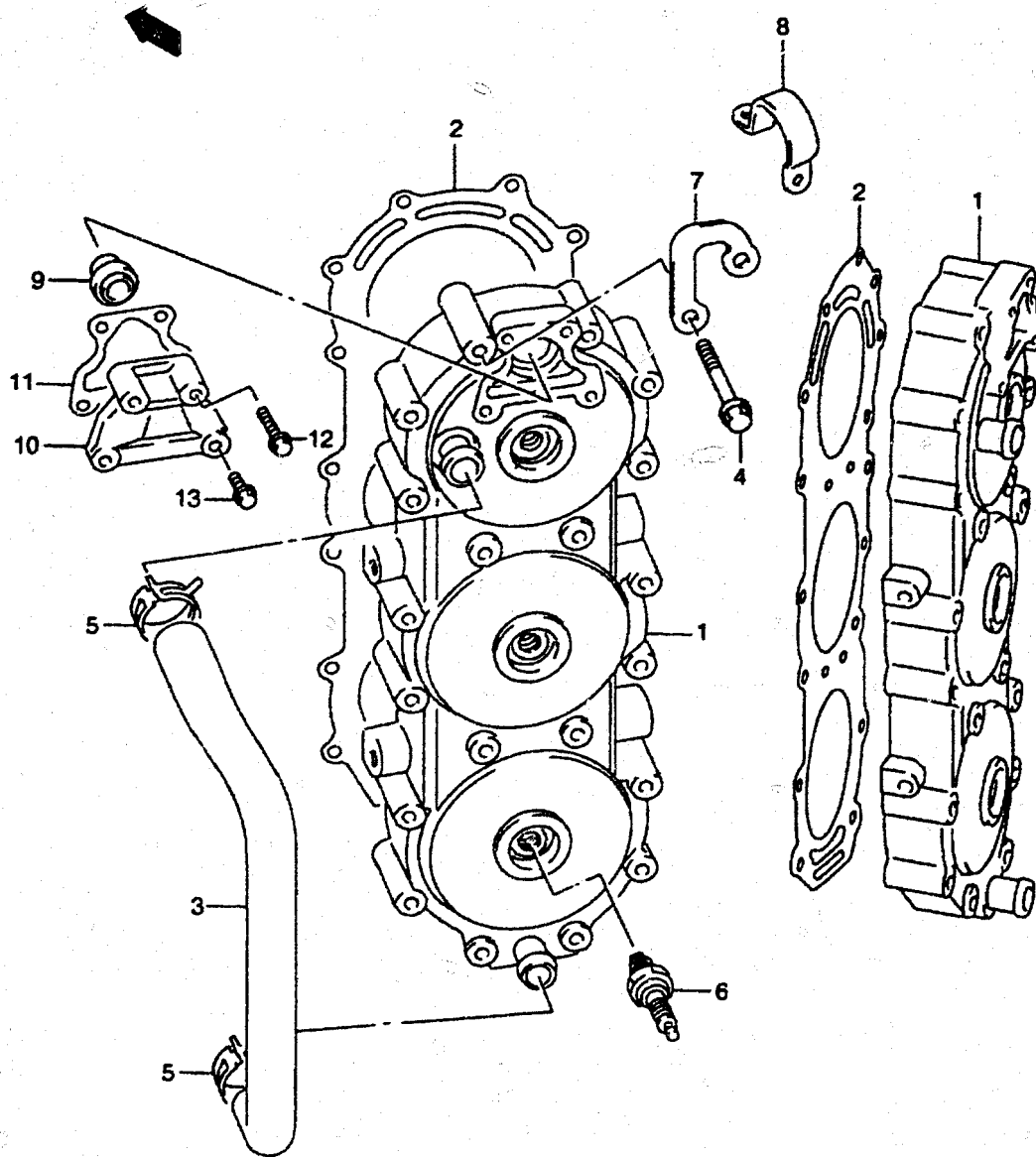


Fig.1 (B-2) CYLINDER HEAD (DT150 (G/S) ,200 (G))

Ref #	Part Number	Description	Qty	Remarks
1-1	11110-87D20-0ED	HEAD, CYLINDER	2	DT150 (G)
1-2	11110-87D20-0EP	HEAD, CYLINDER	2	DT150 (G) MODEL:02,03
1-3	11110-88D40-0ED	HEAD, CYLINDER	2	DT200 (G)
1-4	11110-87D31-0ED	HEAD, CYLINDER	2	DT150STC
1-5	11110-87D31-0EP	HEAD, CYLINDER	2	DT150STC MODEL:02,03
2	11141-87D40	GASKET, CYLINDER HEAD	2	
3	11196-87D00	HOSE, WATER	2	
4	09116-08113	BOLT, CYLINDER HEAD (8X65)	40	
5	09401-25404	CLIP	4	
6	09482-00370	PLUG, SPARK (BR8HS-10)	6	
7-1	11291-87D00-0ED	HOOK, ENGINE	1	
7-2	11291-87D00-0EP	HOOK, ENGINE	1	MODEL:02,03
8-1	11291-87E00-0ED	HOOK, ENGINE	1	
8-2	11291-87E00-0EP	HOOK, ENGINE	1	MODEL:02,03
9	17670-88D00	THERMOSTAT (42BC)	2	
10-1	17681-87D00-0ED	COVER, THERMOSTAT	2	
10-2	17681-87D00-0EP	COVER, THERMOSTAT	2	MODEL:02,03
11	17685-87D10	GASKET, THERMOSTAT COVER	2	
12	01550-06407	BOLT, THERMOSTAT	4	UPPER
13	01550-06207	BOLT, THERMOSTAT	4	LOWER

COLOR : 0ED (GRAY) 0EP (BLACK)

REFER TO FIG.2 (B-3) FOR DT225/DT225G

FIG.3

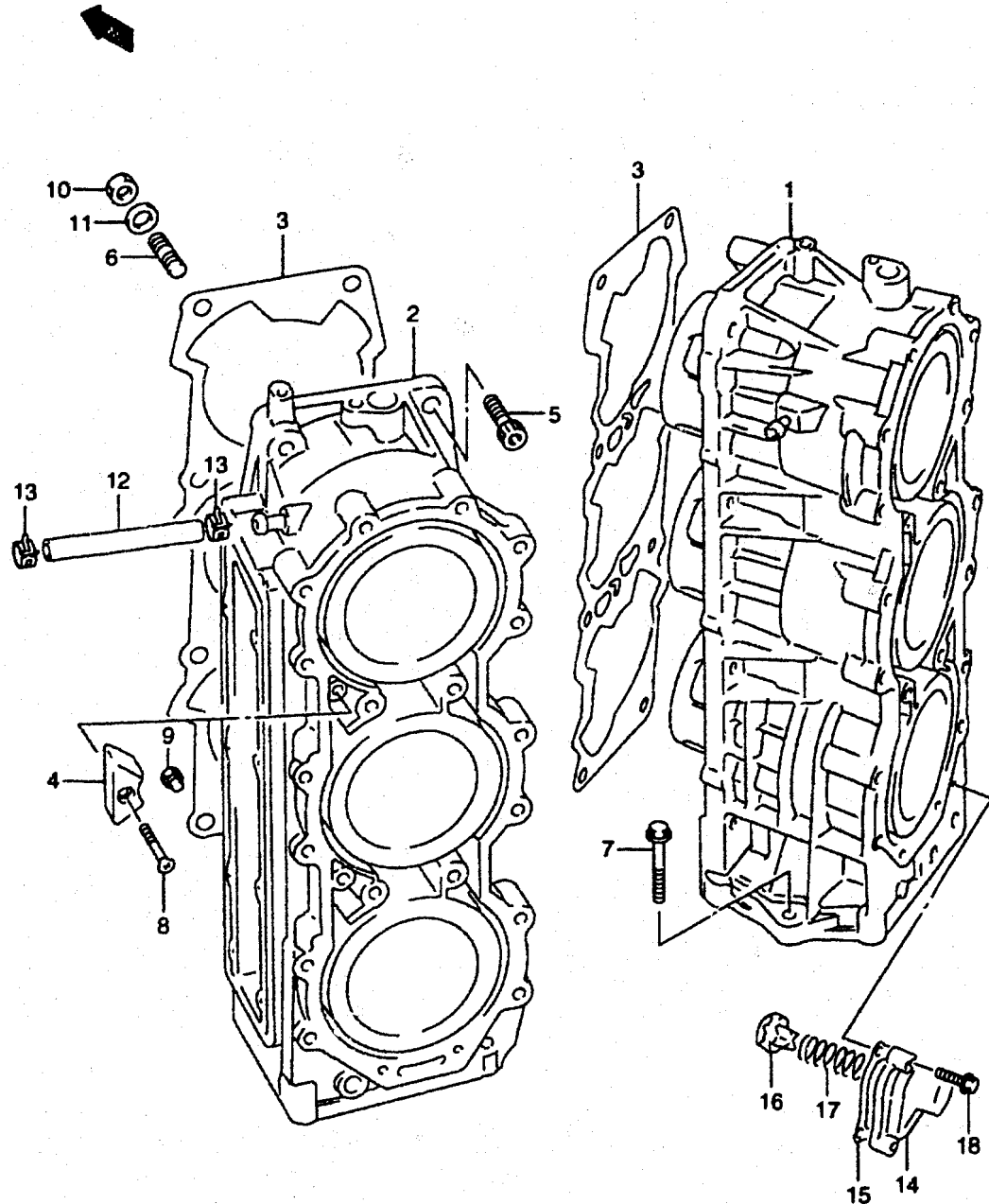


Fig.3 (B-4) CYLINDER (DT150 (G/S) ,200 (G))

Ref #	Part Number	Description	Qty	Remarks
1-1	11210-87DV0-0ED	CYLINDER, STBD (GRAY)	1	DT150 (G) STEEL
1-2	11210-87DV0-0EP	CYLINDER, STBD (BLACK)	1	DT150 (G) STEEL
				MODEL:02,03
1-3	11210-87DV1-0ED	CYLINDER, STBD (GRAY)	1	DT150STC BORON
1-4	11210-87DV1-0EP	CYLINDER, STBD (BLACK)	1	DT150STC BORON
				MODEL:02,03
1-5	11210-88DV0-0ED	CYLINDER, STBD (GRAY)	1	DT200 (G) BORON
2-1	11220-87DV0-0ED	CYLINDER, PORT (GRAY)	1	DT150 (G) STEEL
2-2	11220-87DV0-0EP	CYLINDER, PORT (BLACK)	1	DT150 (G) STEEL
				MODEL:02,03
2-3	11220-87DV1-0ED	CYLINDER, PORT (GRAY)	1	DT150STC BORON
2-4	11220-87DV1-0EP	CYLINDER, PORT (BLACK)	1	DT150STC BORON
				MODEL:02,03
2-5	11220-88DV0-0ED	CYLINDER, PORT (GRAY)	1	DT200 (G) BORON
3	11228-88D21	GASKET, CYLINDER	2	
4	11281-87D00	PROTECTION, ANODE	4	
5	09106-12001	BOLT, CYLINDER (12X45)	8	
6	09108-12009	BOLT, CYLINDER STUD	8	
7	09116-08100	BOLT, CYLINDER (8X80)	2	
8	09126-06005	SCREW, PROTECTION ANODE (6X30)	4	
9	09246-04005	PLUG, CYLINDER	1	
10	09140-12038	NUT, CYLINDER	8	
11	08322-01127	WASHER, CYLINDER	16	
12	09352-50903-600	HOSE, WATER INSPECTION	1	L: 600->150
13	09401-08411	CLIP, INSP HOSE	2	
14	17611-88D00	CASE, PRESSURE VALVE	1	
15	17616-88D00	GASKET, PRESSURE VALVE CASE	1	
16	17661-88D01	VALVE, PRESSURE	1	
17	17662-88D00	SPRING, PRESSURE VALVE	1	
18	01550-06257	BOLT	3	

REFER TO FIG.4 (B-5) FOR DT225/DT225G

FIG.5

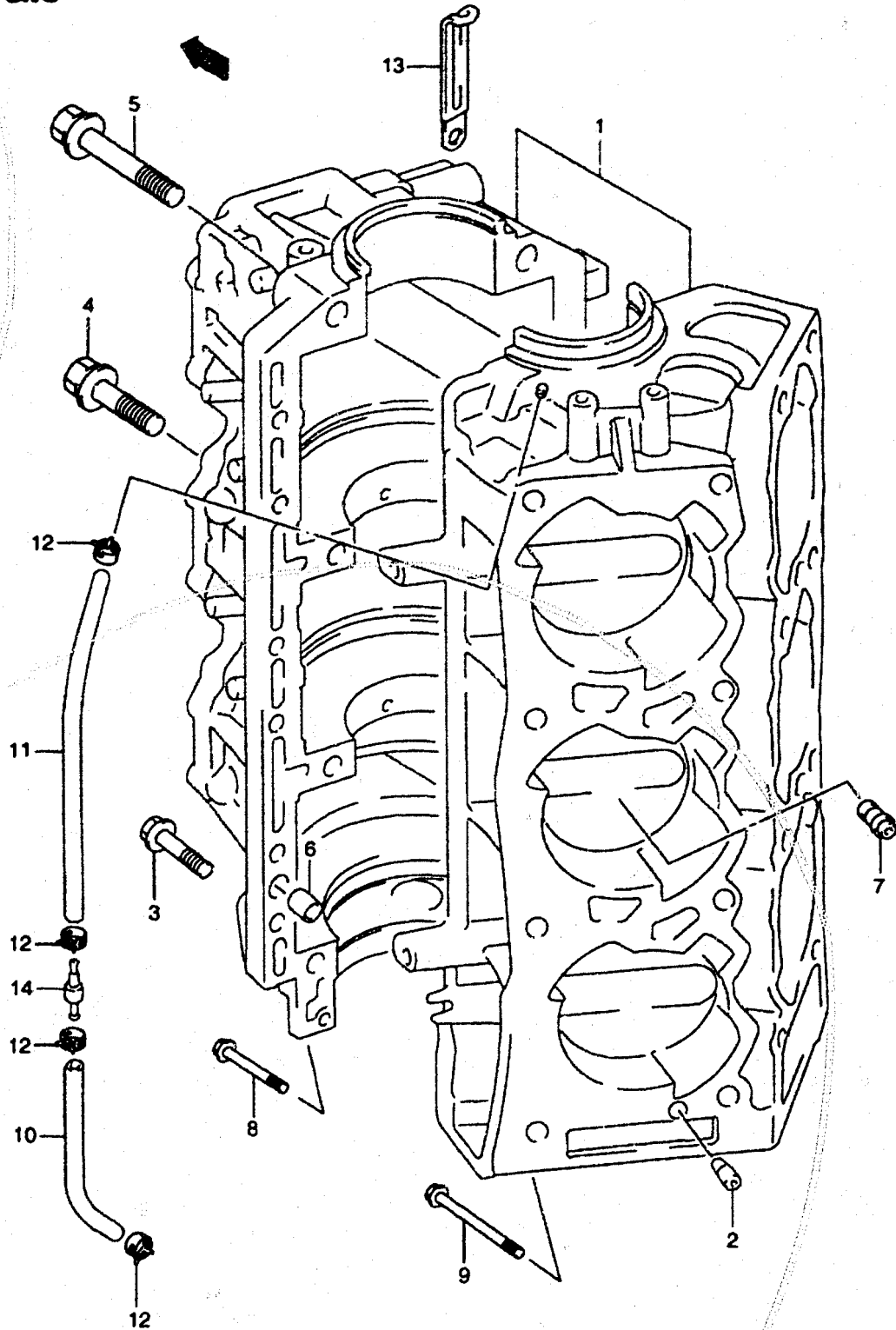


Fig.5 (B-6) CRANKCASE (DT150 (G/S) ,200 (G))

Ref #	Part Number	Description	Qty	Remarks
1-1	11300-88D40-0ED	CRANKCASE ASSY (GRAY)	1	
1-2	11300-88D40-0EP	CRANKCASE ASSY (BLACK)	1	MODEL:02,03
2	16710-88D30	.VALVE, CHECK	2	
3	01550-08407	.BOLT, CRANKCASE	12	
4	01560-12607	.BOLT, CRANKCASE	2	
5	01560-12907	.BOLT	6	
6	04211-11129	.PIN, CRANKCASE KNOCK	2	
7	16710-87E10	VALVE, CHECK	3	
8	01550-06507	BOLT	1	
9	01550-06907	BOLT	1	
10	09355-30705-600	HOSE, LUBRICATION LOWER	1	L: 600->200
11	09355-30705-600	HOSE, LUBRICATION UPPER	1	L: 600->330
12	09401-06405	CLIP	4	
13	09404-12201	CLAMP, LUBRICATION HOSE	2	
14	16710-95211	VALVE, LUBRICATION	1	

REFER TO FIG.6(B-7) FOR DT225/DT225G

FIG.7

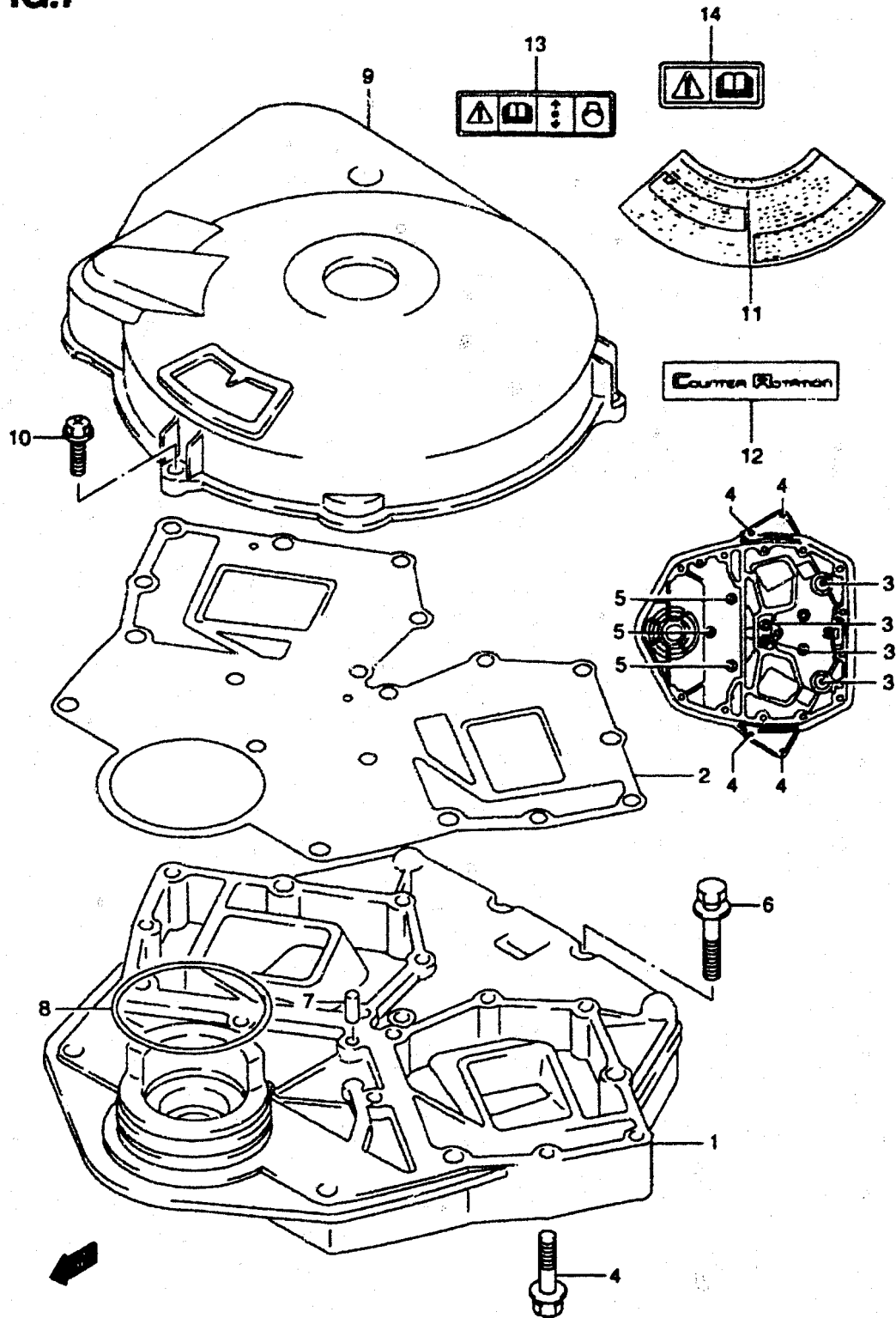


Fig.7 (B-8) UNDER HOUSING

Ref #	Part Number	Description	Qty	Remarks
1-1	11431-87D04-0ED	HOUSING, UNDER OIL SEAL	1	
1-2	11431-87D04-0EP	HOUSING, UNDER OIL SEAL	1	MODEL:02,03
2	11433-87D30	GASKET, UNDER OIL SEAL	1	
3	09116-08097	BOLT, UNDER OIL SEAL (8X50)	5	
4	09116-08098	BOLT, UNDER OIL SEAL (8X40)	4	
5	09116-08099	BOLT, UNDER OIL SEAL (8X30)	3	
6	09116-08100	BOLT, UNDER OIL SEAL (8X80)	2	
7	09202-06023	PIN, UNDER OIL SEAL KNOCK	1	
8	09280-80002	O RING, UNDER OIL SEAL	1	
9	11511-92E00	COVER, MAGNETO	1	
10	02162-06257	BOLT	3	
11-1	61466-92E11	MARK, EMERGENCY	1	FRENCH ~MODEL:00 NOT FOR U.S.MARKET
11-2	61911-92E01	MARK, EMERGENCY	1	~MODEL:00
12	61469-87D00-70G	MARK, COUNTER ROTATION	1	
13	69711-93E10	LABEL, CAUTION	1	
14	69712-93E10	LABEL, CAUTION	1	MODEL:02

COLOR : 0ED (GRAY) 019 (BLACK) 0EP (BLACK)
 70G (764/019) 764 (GOLD)

FIG.8

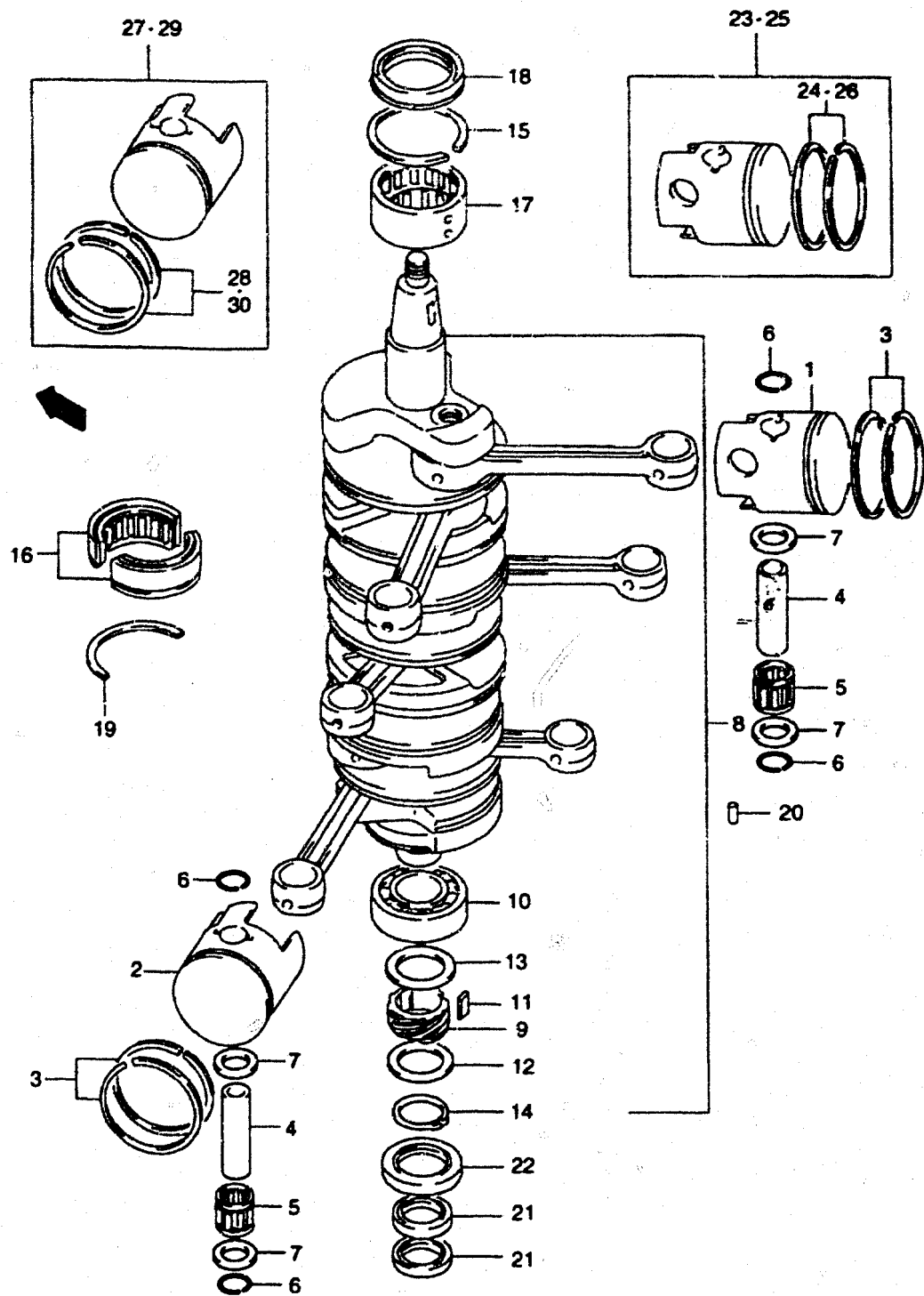


Fig.8 (B-9) CRANKSHAFT (DT150(G/S),200(G))

Ref #	Part Number	Description	Qty	Remarks
1-1	12110-88D41	PISTON, STBD	3	DT150 (G)
1-2	12110-88D50	PISTON, STBD	3	DT200 (G) ,150STC
2-1	12120-88D41	PISTON, PORT	3	DT150 (G)
2-2	12120-88D50	PISTON, PORT	3	DT200 (G) ,150STC
3-1	12140-88D00	RING SET, PISTON	6	DT150 (G)
3-2	12140-92E40	RING SET, PISTON	6	DT200 (G) ,150STC
4	12151-87D01	PIN, PISTON	6	
5	09263-22063	BEARING, PISTON PIN	6	22X28X29.9
6	09381-22004	CIRCLIP, PISTON PIN	12	
7	09169-22007	WASHER, PISTON PIN	12	
8	12200-92E04	CRANKSHAFT ASSY	1	
9	16321-94600	.GEAR, OIL PUMP DRIVE	1	
10	09262-45005	.BEARING, CRANKSHAFT UNDER	1	
11	09421-10002	.KEY, OIL PUMP DRIVE GEAR	1	
12	09181-35167	.WASHER, OIL PUMP UNDER	1	
13	09181-35240	.WASHER, OIL PUMP DRIVE UPPER	1	
14	08331-31356	.CIRCLIP, DRIVE GEAR	1	
15	12323-87D01	RING, CRANKSHAFT SEAL	7	
16	09269-45004	BEARING, CRANKSHAFT MIDDLE	2	45X72X25
17	09269-45005	BEARING, CRANKSHAFT UPPER	1	45X72X34
18	09283-45006	SEAL, CRANKSHAFT UPPER OIL	1	45X75X8
19	09390-80003	C RING, THRUST	1	
20	04221-04089	PIN, CRANKSHAFT BEARING KNOCK	3	
21	09282-24004	SEAL, DRIVE SHAFT UPPER OIL	2	24X40X7
22	09283-35030	SEAL, CRANKSHAFT UNDER	1	35X58X8
23	12100-88D41-025	PISTON SET, STBD (OS:0.25)	1	OPT,DT150 (G)
24	12140-88D00-025	.RING SET, PISTON (OS:0.25)	1	OPT,DT150 (G)
25	12100-88D41-050	PISTON SET, STBD (OS:0.50)	1	OPT,DT150 (G)
26	12140-88D00-050	.RING SET, PISTON (OS:0.50)	1	OPT,DT150 (G)
27	12190-88D41-025	PISTON SET, PORT (OS:0.25)	1	OPT,DT150 (G)
28	12140-88D00-025	.RING SET, PISTON (OS:0.25)	1	OPT,DT150 (G)
29	12190-88D41-050	PISTON SET, POPT (OS:0.50)	1	OPT,DT150 (G)
30	12140-88D00-050	.RING SET, PISTON (OS:0.50)	1	OPT,DT150 (G)

FIG.10

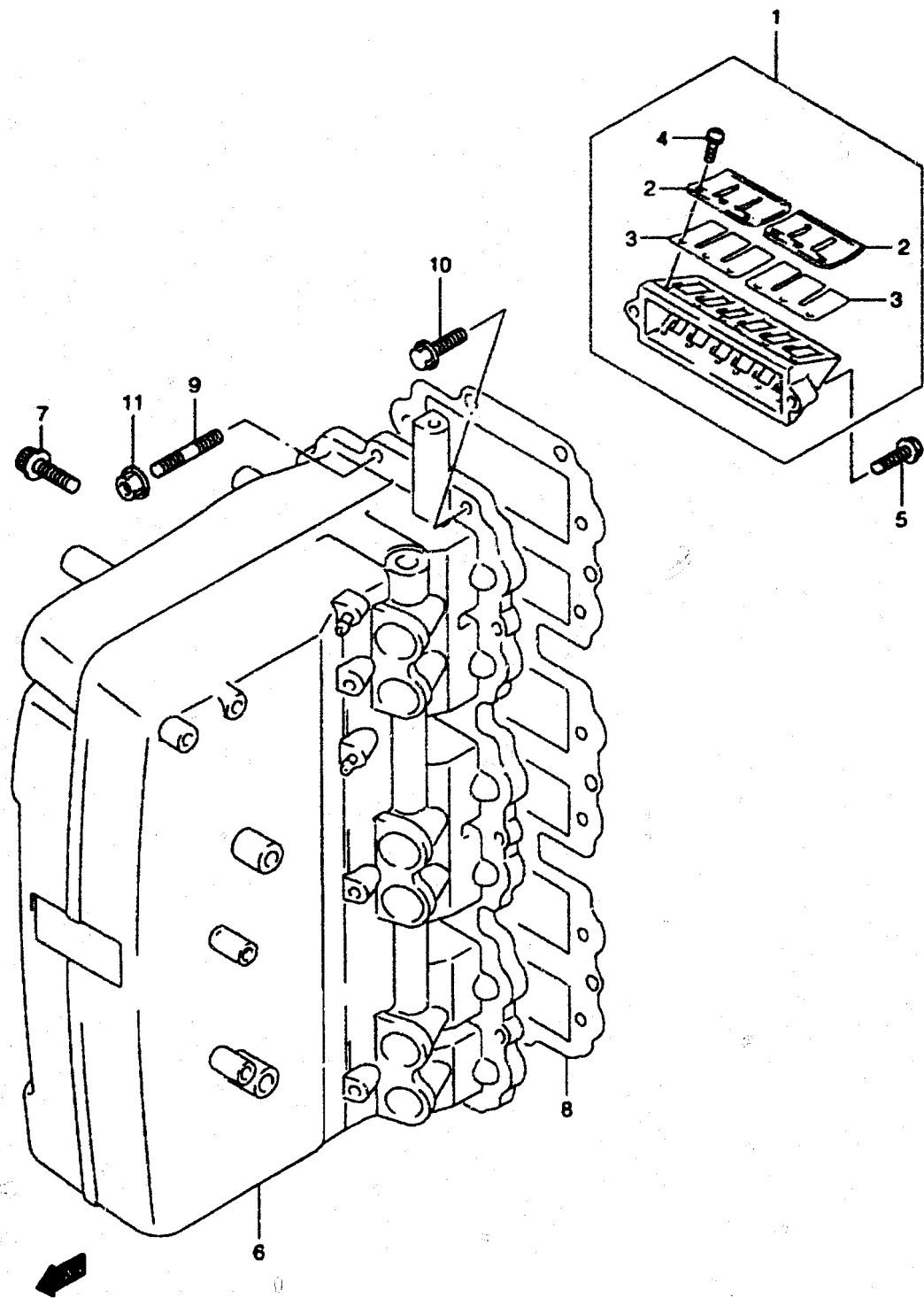


Fig.10 (B-11) INLET CASE (DT150 (G/S) ,200 (G))

Ref #	Part Number	Description	Qty	Remarks
1	13150-92E30	VALVE ASSY, REED	6	
2	13152-92E40	.STOPPER, REED VALVE	24	
3	13153-92E01	.VALVE, REED	24	
4	02112-33063	.SCREW, REED VALVE	72	
5	09125-05075	SCREW, REED VALVE	12	
6	13100-88D00	MANIFOLD, INLET	1	
7	07130-06257	.BOLT, INLET CASE	4	
8	13121-92E11	GASKET, INLET CASE	1	
9	01421-06208	STUD BOLT	5	
10	01550-06257	BOLT	9	
11	08316-10067	NUT	5	

REFER TO FIG.11 (B-12) FOR DT225/DT225G

FIG.12

Fig.12 (C-2) THROTTLE ASSY (DT150(G/S),200(G))

Ref #	Part Number	Description	Qty	Remarks
1	13125-88D00	GASKET, THROTTLE BODY	1	
2-1	13300-87D20	BODY ASSY, THROTTLE	1	DT150(G),150S
2-2	13300-88D30	BODY ASSY, THROTTLE	1	DT200(G)
3	37810-92E00	.SENSOR ASSY, THROTTLE VALVE	1	
4	02142-04127	.SCREW, THROTTLE SNSR	2	
5	08310-00047	.NUT	2	
6	07120-08257	BOLT, THROTTLE BODY	3	

REFER TO FIG.13(C-3) FOR DT225/DT225G

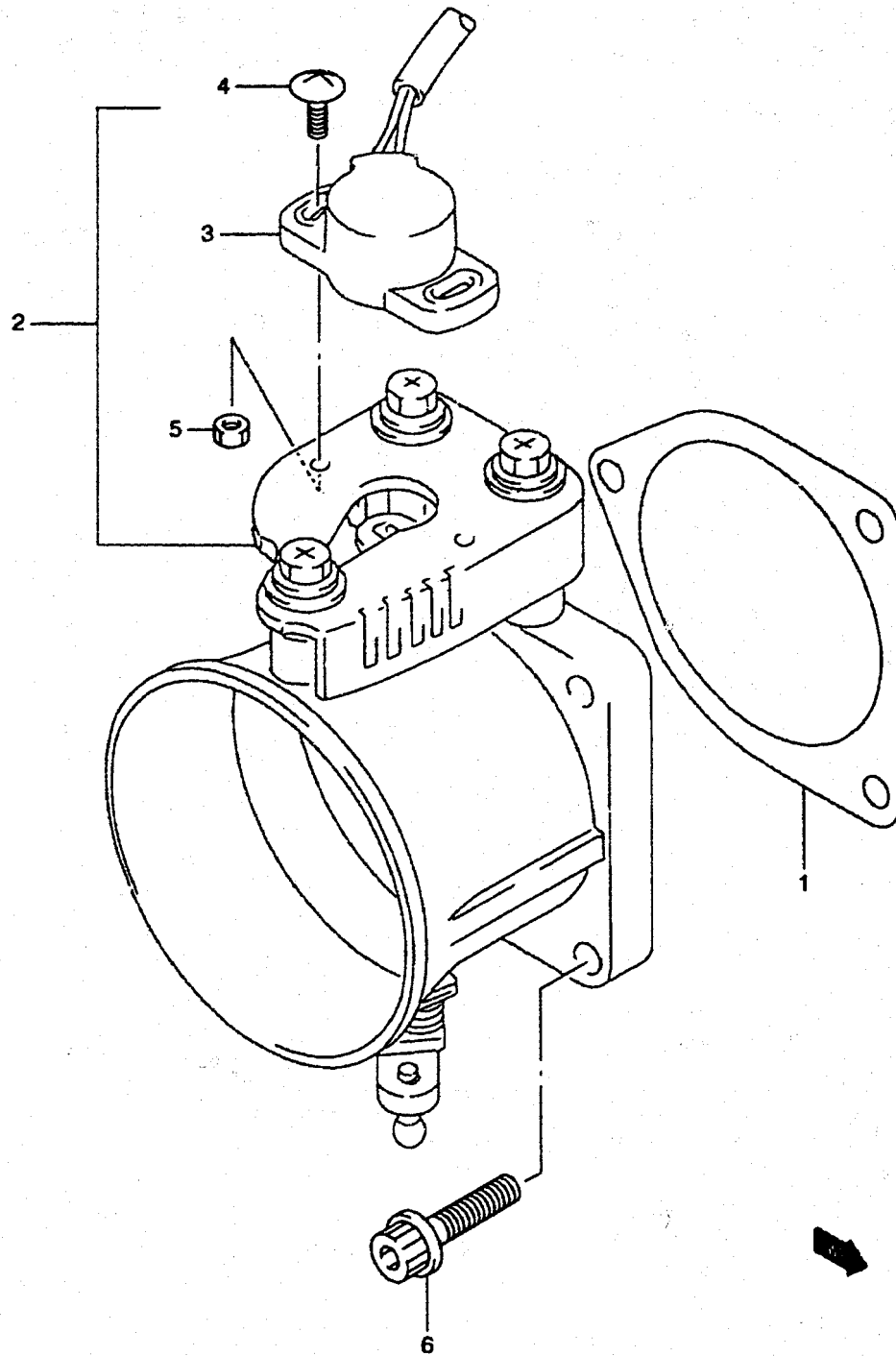


FIG.14

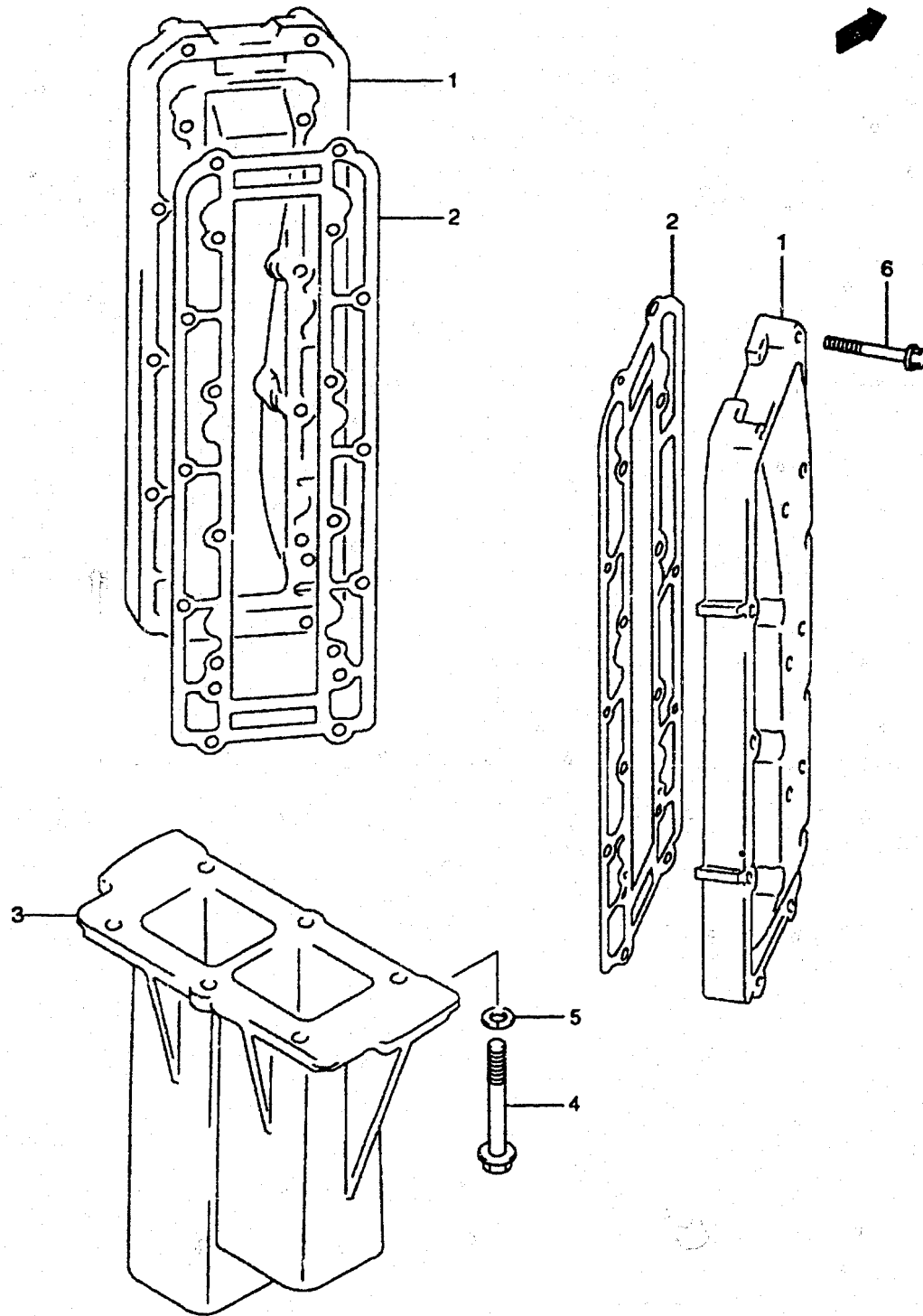


Fig.14 (C-4) EXHAUST COVER

Ref #	Part Number	Description	Qty	Remarks
1-1	14141-87D11-0ED	COVER, EXHAUST (GRAY)	2	
1-2	14141-87D11-0EP	COVER, EXHAUST (BLACK)	2	MODEL:02,03
2	14153-88D01	GASKET, EXHAUST PLATE	2	
3-1	14211-88D20	TUBE, EXHAUST (L:250)	1	TYPE:L
3-2	14211-88D10	TUBE, EXHAUST (L:230)	1	TYPE:X
3-3	14211-88D20	TUBE, EXHAUST (L:250)	1	DT150STC
4	09103-08191	BOLT (8X90)	6	
5	09162-08007	LOCK WASHER (8.2X15.4X2.0)	6	
6	01550-06357	BOLT	36	

FIG.15

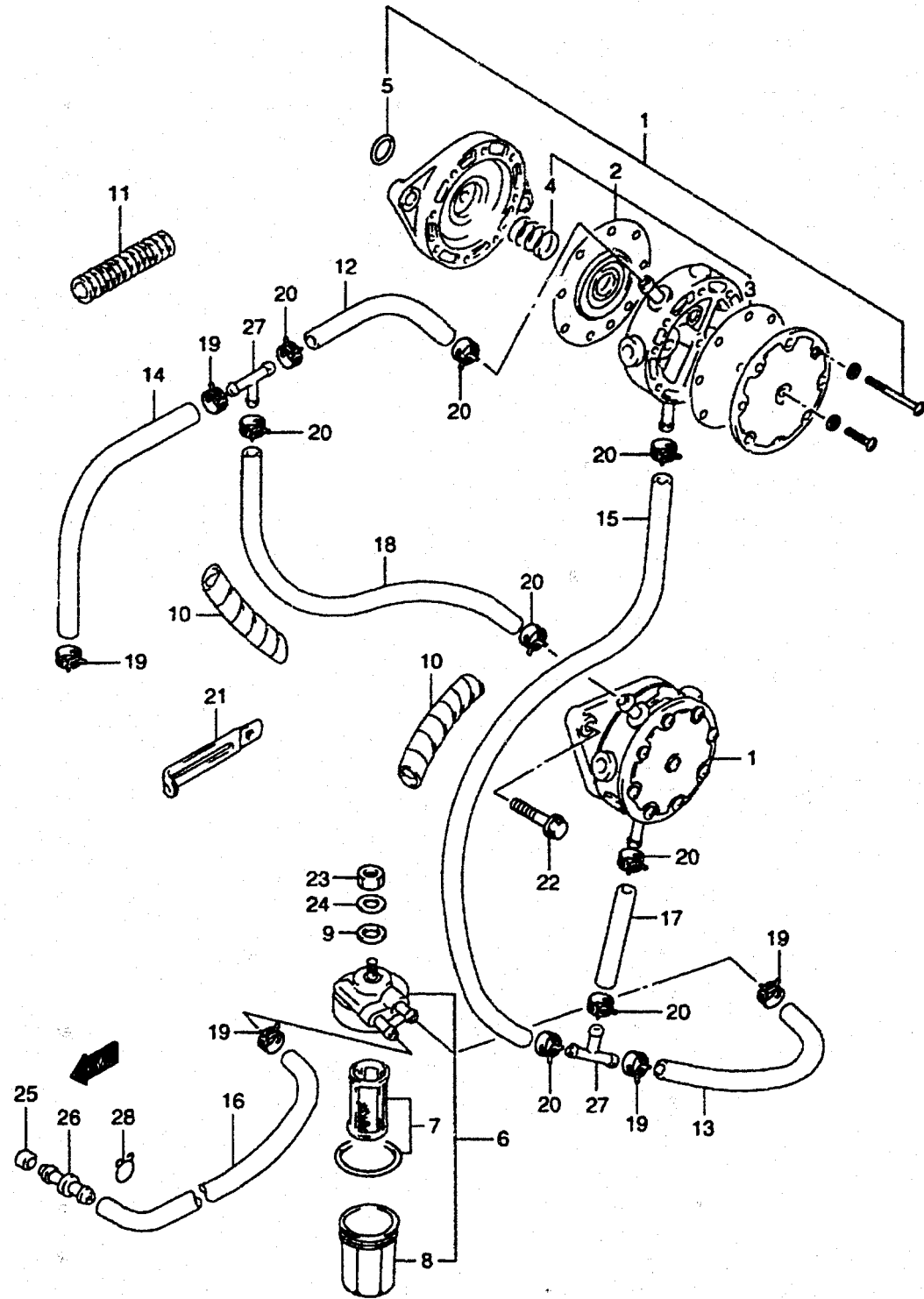


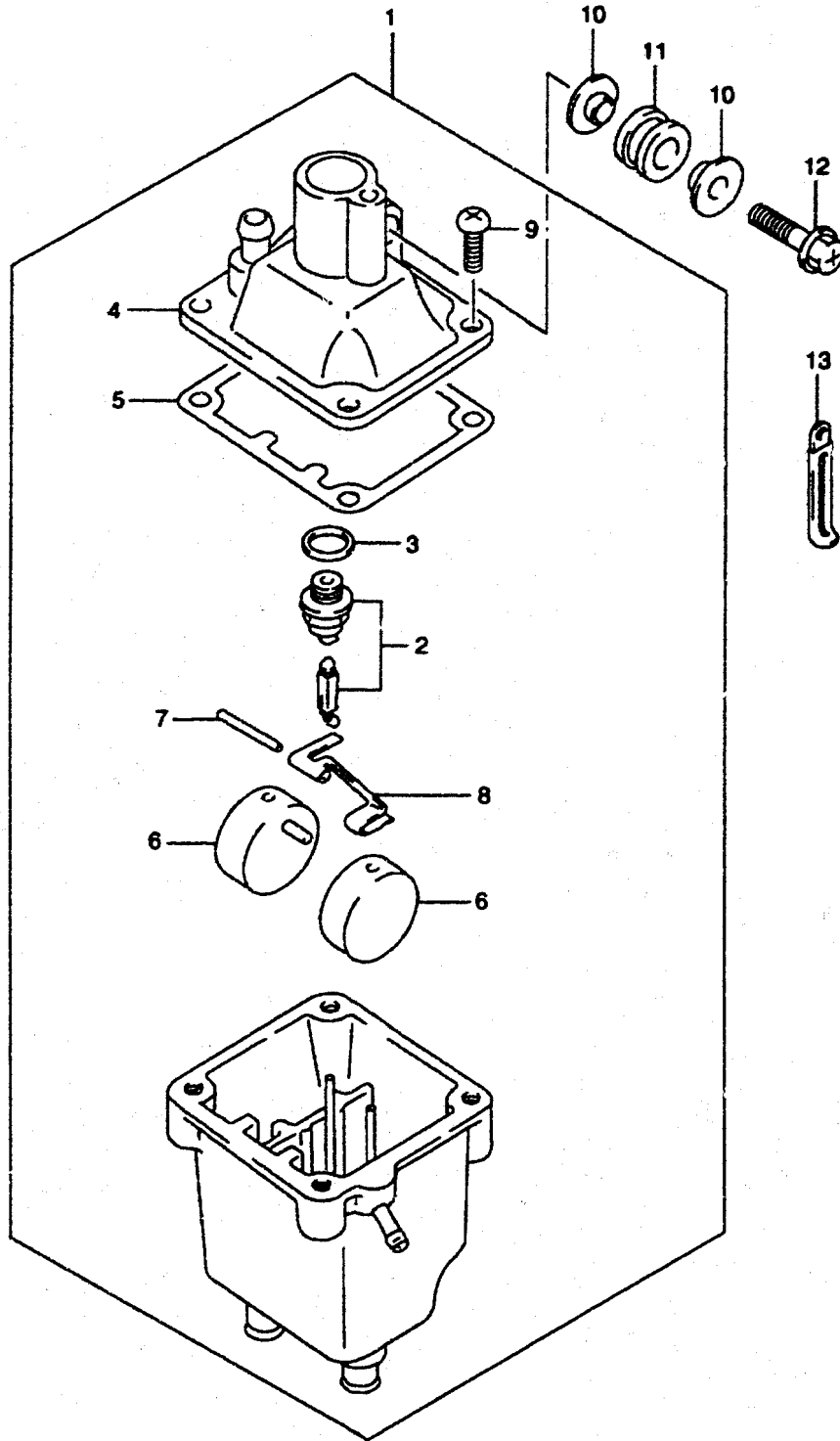
Fig.15 (C-5) FUEL PUMP (DT150(G/S),200(G))

Ref #	Part Number	Description	Qty	Remarks
1	15200-87D10	PUMP ASSY, FUEL	2	
2	15100-72812	.DIAPHRAGM SET	2	
3	15142-68010	..GASKET, FUEL PUMP	2	
4	15182-68011	..SPRING	2	
5	15165-93010	.O RING	2	
6	15410-87D01	FILTER, FUEL	1	
7	15430-87D10	.ELEMENT SET	1	
8	15413-87D10	.CUP	1	
9	09160-08051	WASHER	1	
10-1	16911-92E20	PROTECTOR	3	L:540->90
10-2	16911-92E20	PROTECTOR	1	L:540->180
11	16919-87D10	TUBE, FUEL HOSE	1	(19.5X15.2X420)
12	09355-70125-600	HOSE, FUEL (PUMP OUT)	1	L:600->180
13	09355-90145-600	HOSE, FUEL (FILTER TO JOINT)	1	L:600->90
14	09355-90145-600	HOSE, FUEL (3WAY TO SEPARATOR)	1	L:600->440
15	09355-70125-600	HOSE, FUEL (PUMP IN)	1	L:600->240
16	09355-90145-600	HOSE, FUEL (JOINT TO FILTER)	1	L:600->560
17	09355-70125-600	HOSE, FUEL (PUMP IN NO.2)	1	L:600->70
18	09355-70125-600	HOSE, FUEL (PUMP OUT NO.2)	1	L:600->80
19	09401-13414	CLIP	6	
20	09401-11407	CLIP	8	
21	09404-06433	CLAMP (L:80)	2	
22	02162-06207	BOLT	4	
23	08310-00087	NUT	1	
24	08322-01087	WASHER	1	
25	09251-09002	CAP	1	
26	09367-10001	JOINT, HOSE (TANK TO FLTR)	1	
27	09367-10002	JOINT, HOSE (FLTR TO PUMP)	2	
28	09401-13409	CLIP	1	~MODEL:99

REFER TO FIG.16(C-6) FOR DT225/DT225G

FIG.17

Fig.17 (C-7) VAPOR SEPARATOR (DT150(G/S),200(G))



Ref #	Part Number	Description	Qty	Remarks
1	15600-88D41	SEPARATOR ASSY, FUEL VAPOR	1	
2	13370-88D01	.VALVE ASSY, NEEDLE	1	
3	13392-16600	.GASKET, NEEDLE VALVE	1	
4	15620-88D30	.COVER, FUEL VAPOR	1	
5	13117-88D00	.GASKET, FUEL VAPOR	1	
6	13252-18620	.FLOAT	2	
7	15654-88D00	.PIN, FLOAT	1	
8	15652-88D00	.ARM, FLOAT	1	
9	02112-06167	.SCREW, SEPARATOR COVER	4	
10	09169-06067	WASHER (6.6X18X1.2)	4	
11	09320-09039	CUSHION	2	
12	02162-06257	BOLT, FUEL SEPARATOR	2	
13	09404-06433	CLAMP	3	

REFER TO FIG.18 (C-8) FOR DT225/DT225G

FIG.19

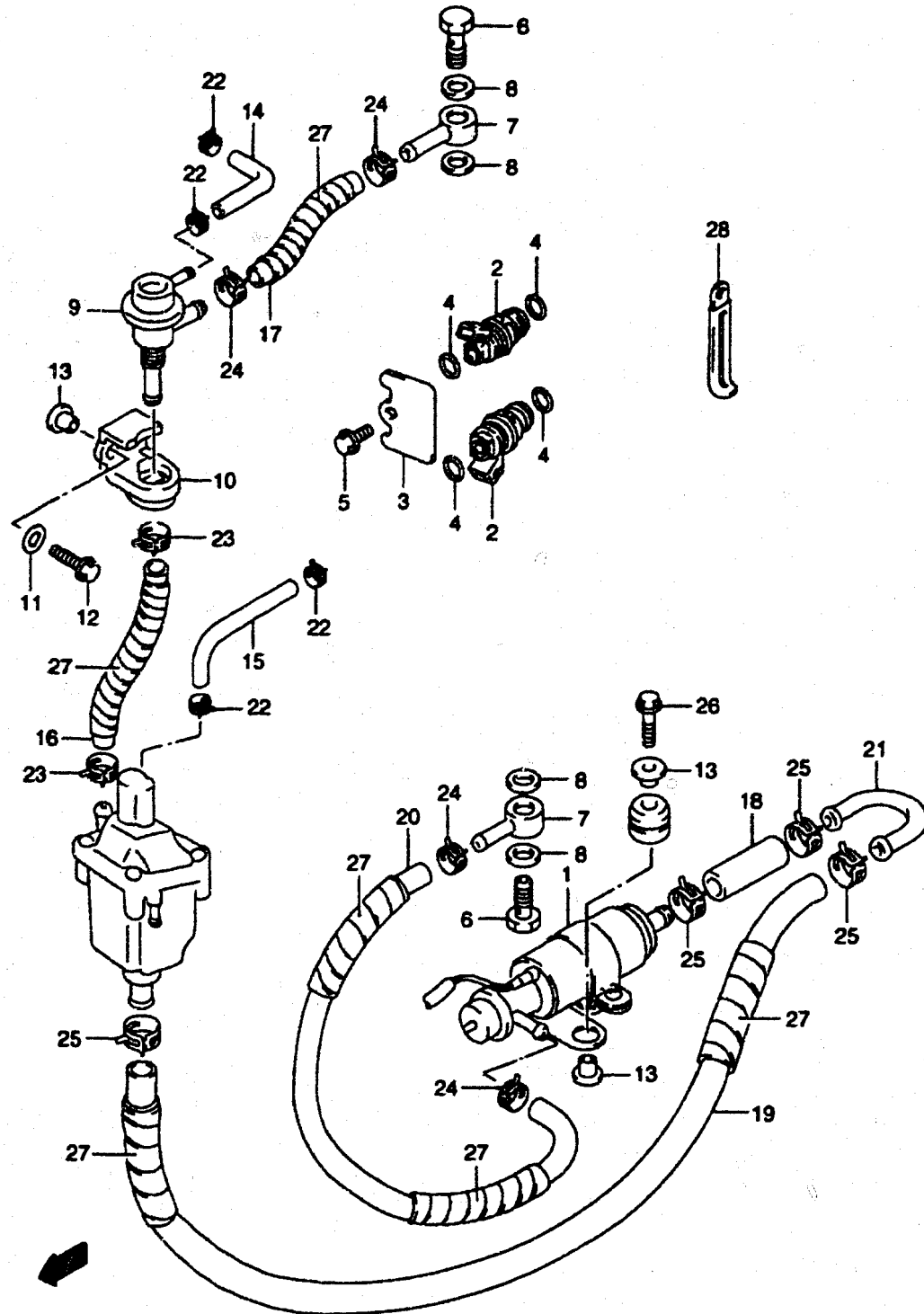


Fig.19 (C-9) FUEL INJECTOR (DT150(G/S) ,200 (G))

Ref #	Part Number	Description	Qty	Remarks
1	15100-94900	PUMP ASSY, FUEL	1	
2	15710-94900	INJECTOR ASSY, FUEL	6	
3	15741-88D00	STOPPER, FUEL INJECTOR	3	
4	15751-94900	INSULATOR, FUEL INJECTION	12	
5	02162-06167	BOLT	3	
6	09360-12008	BOLT	2	
7	09363-08004	UNION	2	
8	09168-12013	GASKET	4	
9	15760-92E01	REGULATOR, FUEL	1	
10	15765-88D20	BRACKET, REGULATOR	1	
11	09160-06084	WASHER	2	
12	02162-06257	BOLT	2	
13	09169-06062	WASHER (6.3X17X1.6)	6	
14	09355-40805-600	HOSE, REGULATOR	1	L: 600->100
15	09355-40805-600	HOSE (SEP TO INTK)	1	L: 600->120
16	09355-70125-600	HOSE (RGLTR TO SEP)	1	L: 600->100
17	09356-75137-600	HOSE (DLVRY TO RGLTR)	1	L: 600->120
18	09354-10173-600	HOSE (TUBE TO PUMP)	1	L: 600->60
19	09354-10173-600	HOSE (SEP TO TUBE)	1	L: 600->500
20	09356-75137-600	HOSE (PUMP TO DLVRY)	1	L: 600->350
21	09367-12001	JOINT, HOSE	1	
22	09401-08409	CLIP	4	
23	09401-11407	CLIP, FUEL HOSE	2	RGLTR TO SEP
24	09401-11414	CLIP, FUEL HOSE	4	DLVY TO RGLTR
25	09401-18404	CLIP	4	
26	01550-06357	BOLT, FUEL PUMP	2	
27-1	16911-92E20	PROTECTOR	6	L: 540->90
27-2	16911-92E20	PROTECTOR	1	L: 540->65
28	09404-08207	CLAMP	2	

REFER TO FIG.20(C-10) FOR DT225/DT225G

FIG.20

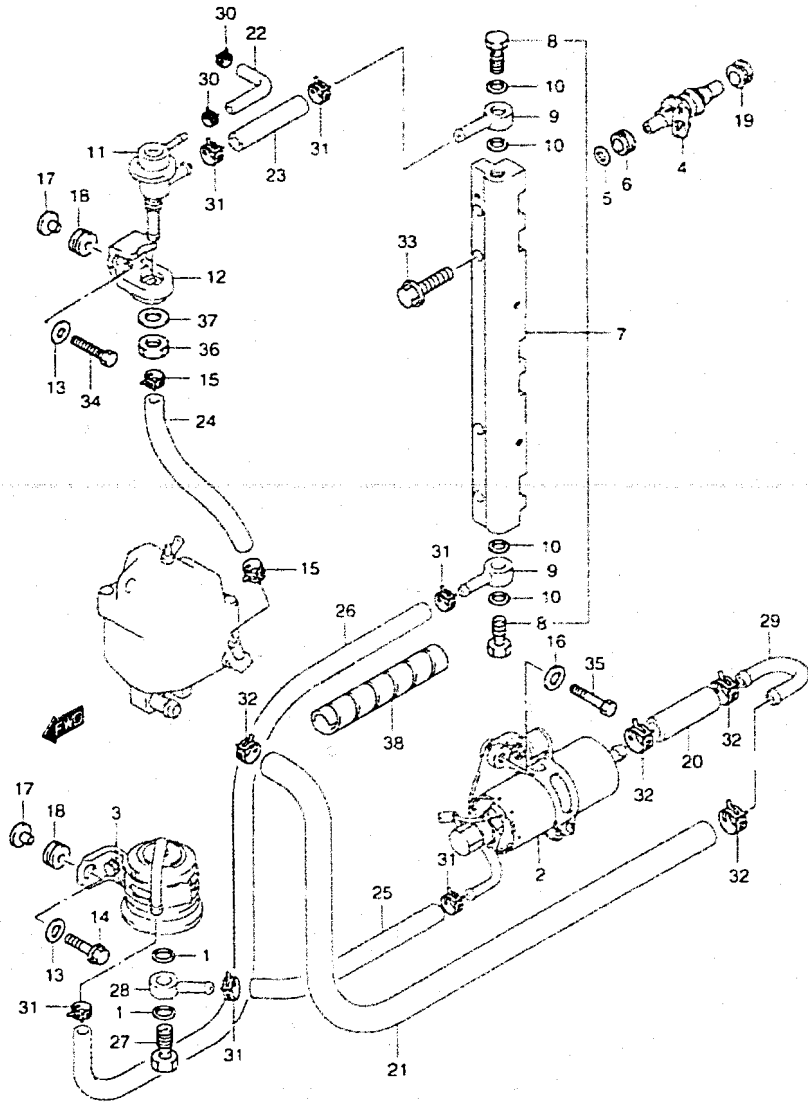


Fig.20 (C-10) FUEL INJECTOR (DT225/225G)

Ref #	Part Number	Description	Qty	Remarks
1	09168-12013	GASKET, FUEL FILTER	2	
2	15100-92E02	PUMP ASSY, FUEL	1	
3	15410-92E02	FILTER ASSY, FUEL	1	
4	15710-92E01	INJECTOR ASSY, FUEL	6	
5	15710-09300	.O RING	6	
6	15720-09300	.GROMMET	6	
7	15750-92E04	PIPE, DELIVERY	1	
8	09360-12008	.BOLT	2	
9	09363-08004	.UNION	2	
10	09168-12013	.GASKET	4	
11	15760-92E01	REGULATOR, FUEL	1	
12	15765-88D20	BRACKET, REGULATOR	1	
13	09160-06084	WASHER	4	
14	02162-06257	BOLT, FUEL FILTER	2	
15	09401-11407	CLIP	2	
16	09160-06066	WASHER, FUEL PUMP	2	6.5X20X1.60
17	09169-06062	WASHER (6.3X17X1.6)	4	
18	09320-08501	CUSHION	2	
19	09320-08062	CUSHION, FUEL INJECTOR	6	
20	09354-10173-600	HOSE, FUEL	1	TUBE TO PUMP, L: 600->60
21	09354-10173-600	HOSE, FUEL (10X17X600)	1	SEP TO TUBE, L: 600->500
22	09355-40805-600	HOSE, REGULATOR (4X8X600;	1	L: 600->80
23	09356-75137-600	HOSE, FUEL (7.5X13.5X600)	1	DLVRY TO RGLTR, L: 600->70
24	09355-70125-600	HOSE, FUEL (RGLTR TO SEP)	1	L: 600->160
25	09356-75137-600	HOSE, FUEL (7.5X13.5X600)	1	PUMP TO FILTER, L: 600->200
26	09356-75137-600	HOSE, FUEL (7.5X13.5X600)	1	FILTER TO DLVRY, L: 600->220
27	09360-12008	BOLT, UNION FUEL FILTER	1	
28	09363-08004	UNION, FUEL FILTER	1	
29	09367-12001	JOINT, HOSE	1	
30	09401-08409	CLIP, PRESS RGLTR	2	

FIG.20

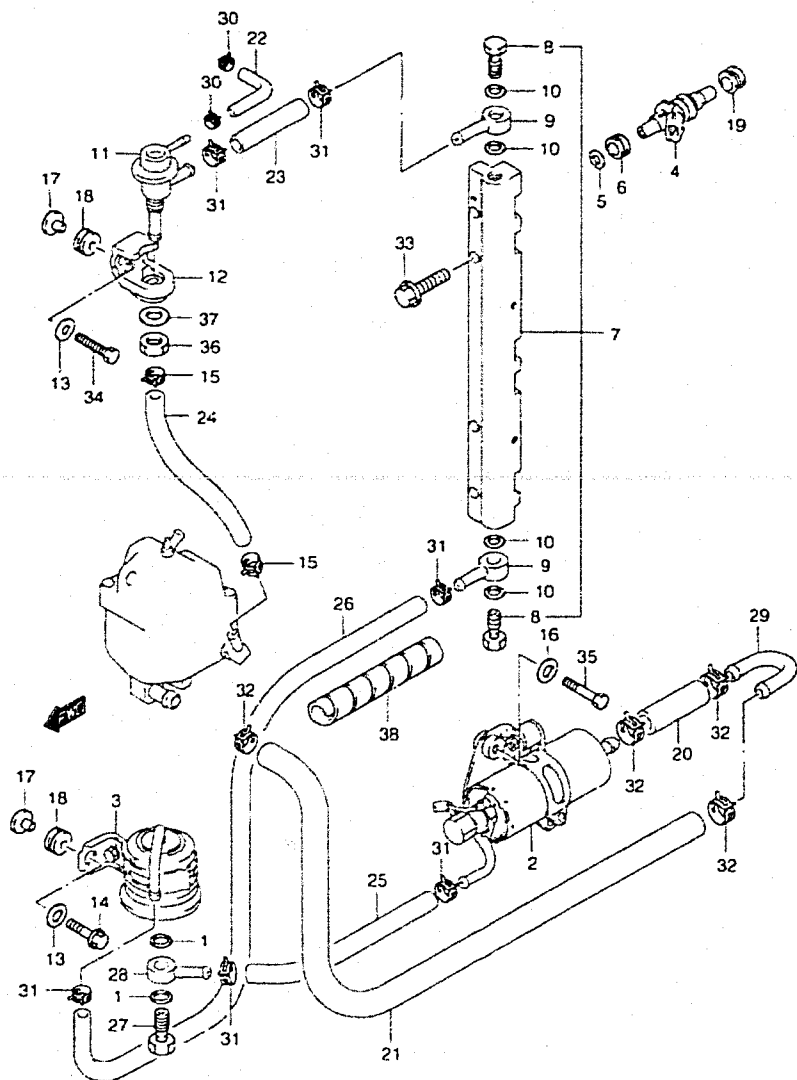


Fig.20 (C-11) FUEL INJECTOR (DT225/225G)

Ref #	Part Number	Description	Qty	Remarks
31	09401-11414	CLIP, FUEL HOSE	6	
32	09401-18404	CLIP, FUEL HOSE	4	
33	01550-08257	BOLT, DLVRY PIPE	4	
34	02162-06257	BOLT, PRESS RGLTR	2	
35	01550-06307	BOLT, FUEL PUMP	2	
36	08310-00127	NUT, FUEL PRESS RGLTR	1	
37	08321-01127	WASHER, FUEL PRESS RGLTR	1	
38	16911-92E20	PROTECTOR	5	L:540->90

FIG.20

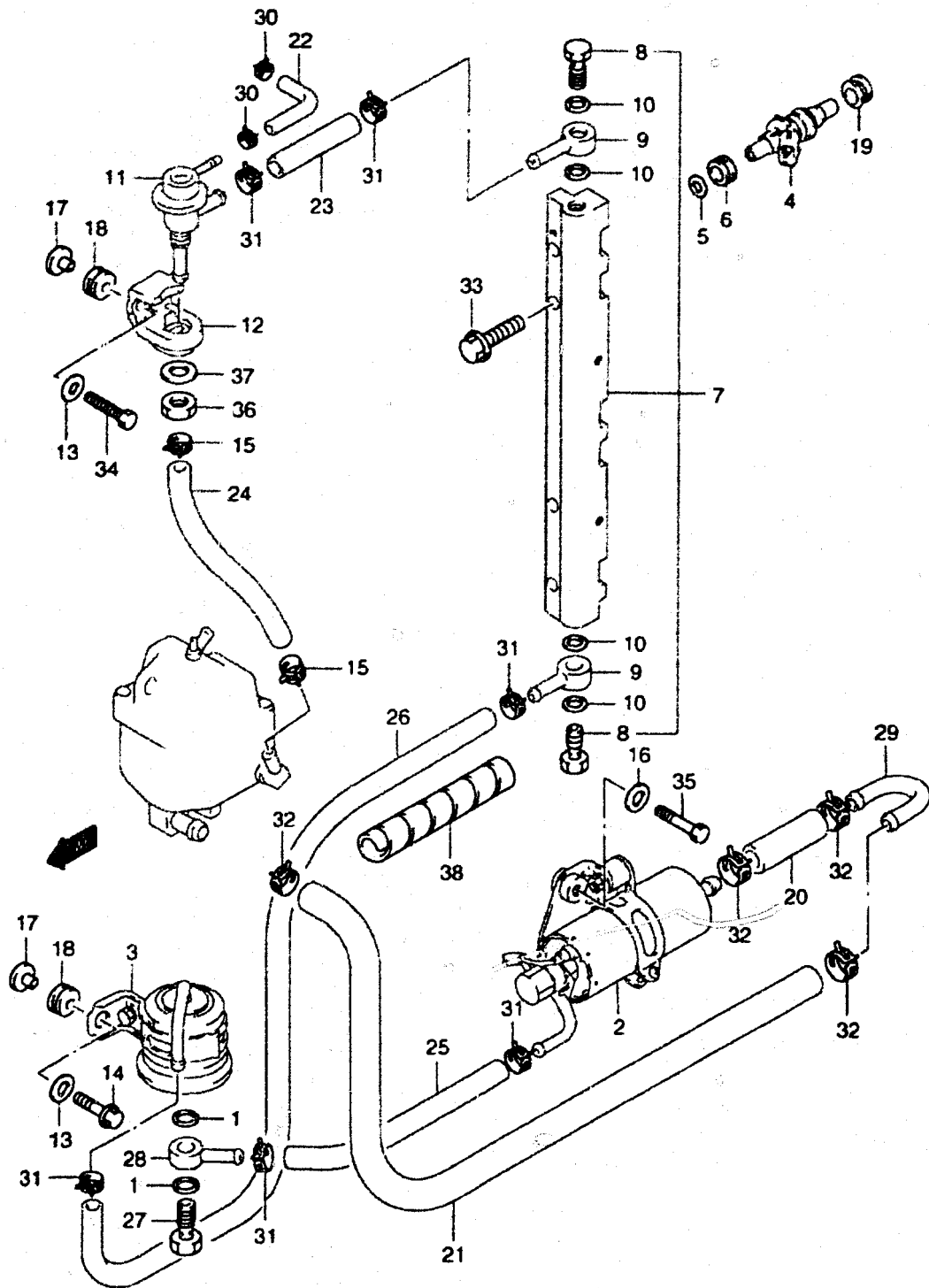


Fig.20 (C-11) FUEL INJECTOR (DT225/225G)

Ref #	Part Number	Description	Qty	Remarks
31	09401-11414	CLIP, FUEL HOSE	5	
32	09401-18404	CLIP, FUEL HOSE	4	
33	01550-08257	BOLT, DLVRY PIPE	4	
34	02162-06257	BOLT, PRESS RGLTR	2	
35	01550-06307	BOLT, FUEL PUMP	2	
36	08310-00127	NUT, FUEL PRESS RGLTR	1	
37	08321-01127	WASHER, FUEL PRESS RGLTR	1	
38	16911-92E20	PROTECTOR	5	L: 540->90

FIG.21

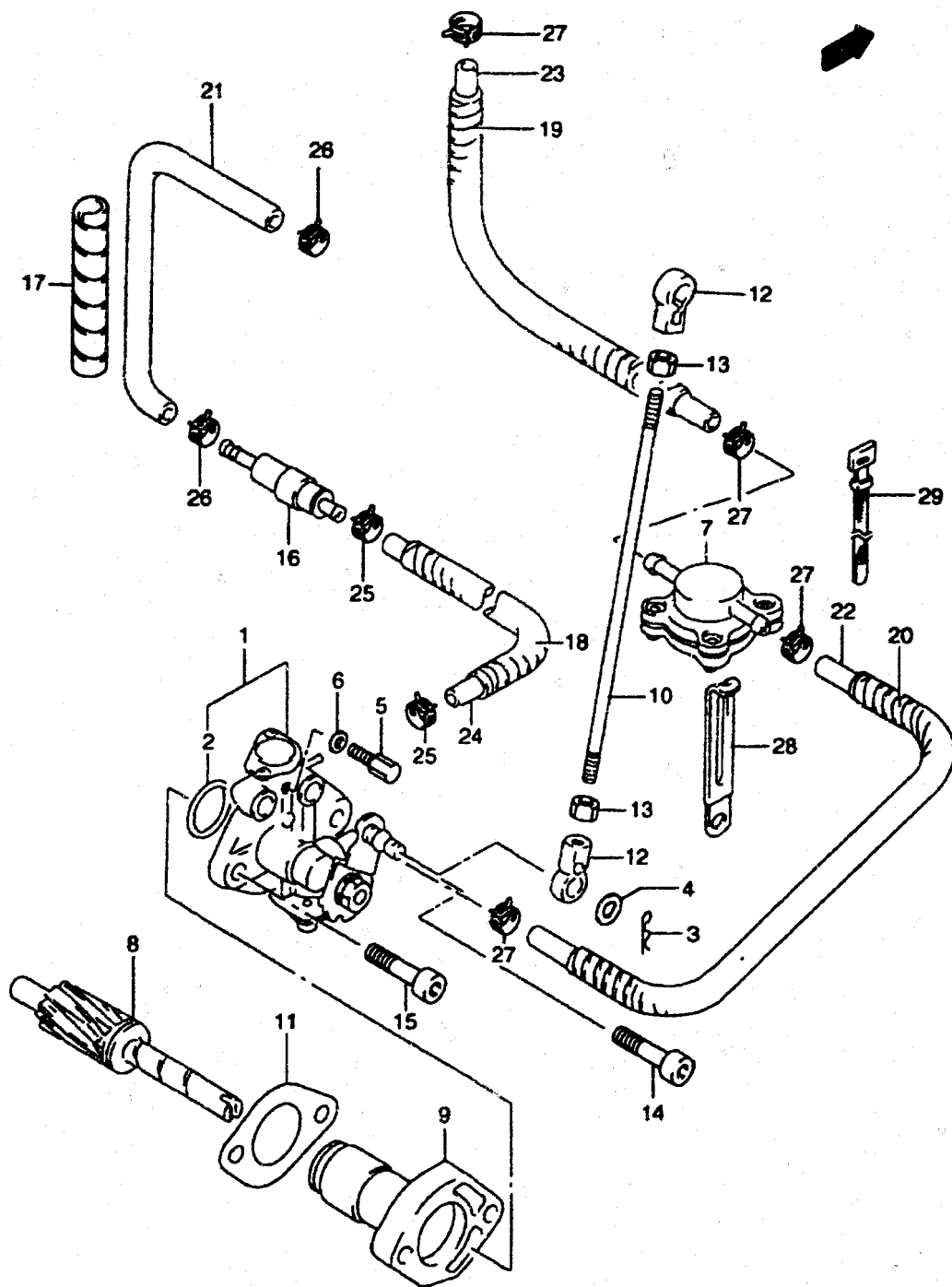


Fig.21 (C-12) OIL PUMP

Ref #	Part Number	Description	Qty	Remarks
1-1	16100-87D21	PUMP ASSY, OIL	1	DT150STC
1-2	16100-87D30	PUMP ASSY, OIL	1	DT150 (G)
1-3	16100-88D41	PUMP ASSY, OIL	1	DT200 (G) ,225 (G)
2	16198-87D00	.O RING	1	
3	16195-87D00	.PIN, SNAP	1	
4	13432-33100	.WASHER	1	
5	16191-94400	.SCREW, BLEED	1	
6	16192-94410	.GASKET	1	
7	16250-94710	SENSOR, OIL	1	
8	16331-92E00	GEAR, OIL PUMP	1	
9	16340-87D20	RETAINER, OIL PUMP	1	
10	19136-94600	ROD, OIL PUMP	1	
11	16731-95310	GASKET, RETAINER	1	
12	19131-95502	CONNECTOR	2	
13	09140-05005	NUT	2	
14	07130-05307	BOLT	1	
15	07130-05407	BOLT	1	
16-1	16710-92E01	VALVE, CHECK (SINGLE)	1	~MODEL:01
16-2	16710-94641	VALVE, CHECK (DOUBLE)	1	MODEL:02,03
17	16911-92E20	PROTECTOR	1	L:540->90
18	16911-92E20	PROTECTOR	1	L:540->390
19	16911-92E20	PROTECTOR	1	L:540->240
20	16911-92E20	PROTECTOR	1	L:540->210
21-1	09351-50803-00A	HOSE, OIL (VALVE TO SEP)	1	L:1000->150
21-2	16199-87D00	HOSE, OIL (VALVE TO SEP)	1	OPT
22	09352-50903-600	HOSE, OIL (SENSOR TO PUMP)	1	L:600->230
23	09352-50903-600	HOSE, OIL (TANK TO SENSOR)	1	L:600->330
24	09355-25705-600	HOSE, OIL (PUMP TO VALVE)	1	L:600->440
25	09401-06405	CLIP	2	
26	09401-08409	CLIP	2	
27	09401-08411	CLIP	4	
28	09404-06432	CLAMP	2	
29	09407-12402	CLAMP	1	

FIG.22

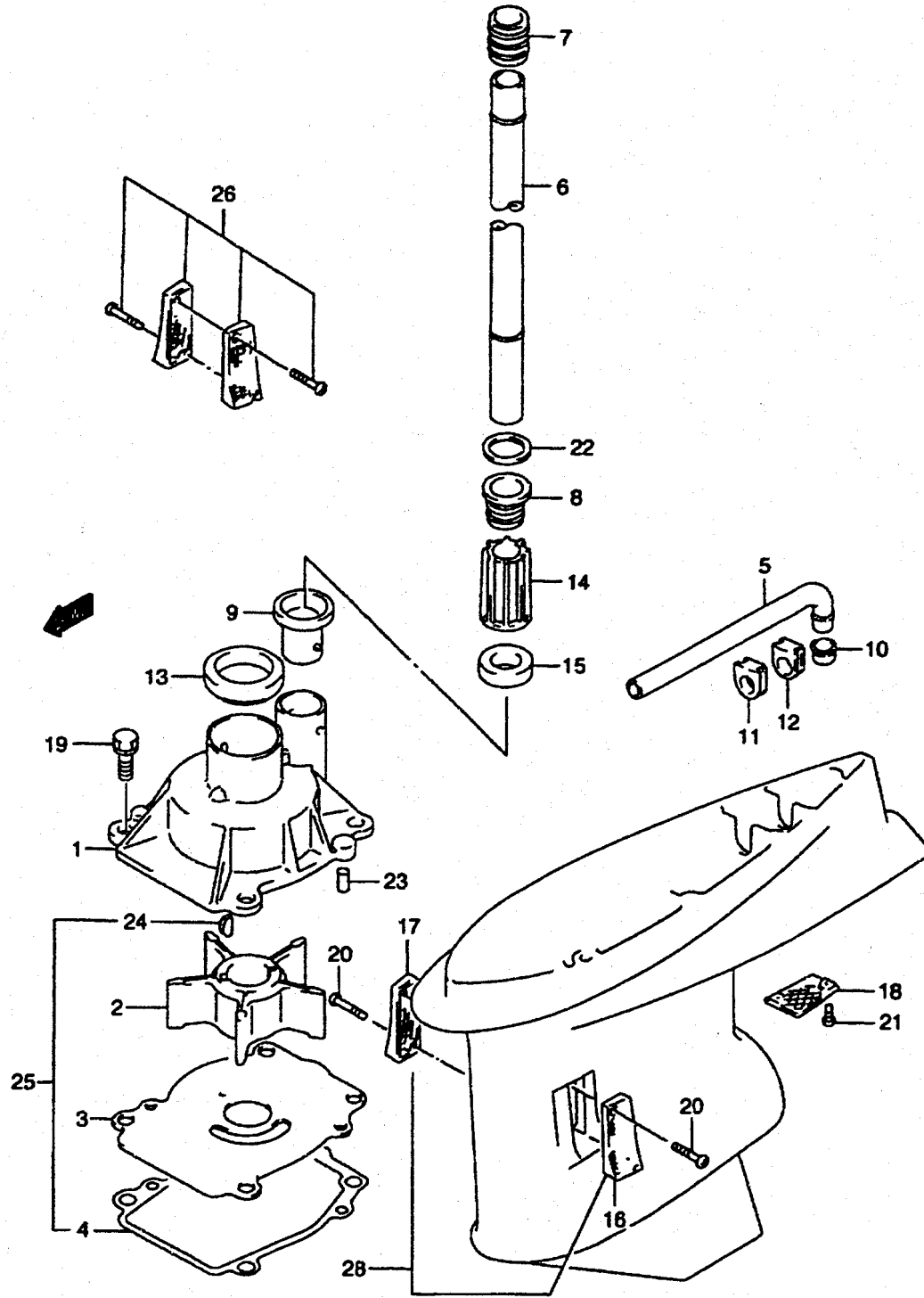


Fig.22 (D-2) WATER PUMP

Ref #	Part Number	Description	Qty	Remarks
1	17411-87D02	CASE, WATER PUMP	1	
2	17461-90J00	IMPELLER, WATER PUMP	1	
3	17471-87D01	PANEL, PUMP CASE UNDER	1	
4	17472-87D10	GASKET, PUMP CASE UNDER	1	
5	17521-87D02	TUBE, WATER SUB	1	
6-1	17561-87D01	TUBE, WATER (L)	1	
6-2	17561-87D11	TUBE, WATER (X)	1	
7	17562-87D00	BUSH, WATER TUBE UPPER	1	
8	17563-87D00	BUSH, WATER TUBE LOWER	1	
9	17564-87D00	BUSH, WATER PUMP CASE	1	
10	17565-87D01	BUSH, SUB WATER TUBE	1	
11-1	17566-87D00	GROMMET, SUB WATER TUBE	1	DT150 (G) , 200 (G) ,225 (G)
11-2	17566-87D10	GROMMET, GEAR CASE NO.1	1	DT150STC
12-1	17567-87D00	GROMMET, SUB WATER TUBE	1	DT150 (G) , 200 (G) ,225 (G)
12-2	17567-87D10	GROMMET, GEAR CASE NO.2	1	DT150STC
13	17568-87D00	GROMMET, WATER PUMP CASE	1	TYPE:L
14	17611-87D00	SPACER, WATER TUBE UPPER	1	TYPE:X
15	17612-87D00	SPACER, WATER TUBE	1	
16	17631-87D10	FILTER, WATER PORT SIDE	1	
17	17632-87D10	FILTER, WATER STBD SIDE	1	
18-1	17635-87D01	FILTER, WATER SUB	1	DT150 (G) , 200 (G) ,225 (G)
18-2	17635-87D10	PLATE, GEAR CASE	1	DT150STC
19	09117-08057	BOLT, WATER PUMP CASE (8X25)	4	
20	03142-04253	SCREW	2	
21	09125-05046	SCREW, SUB WATER FILTER (5X50)	2	
22	09161-16008	WASHER, WATER TUBE LOWER	1	15.8X26X1.0
23	09202-06031	PIN, WATER PUMP KNOCK	2	
24	09420-05006	KEY, WATER PUMP IMPELLER	1	
25	17400-87D10	KIT, WATER PUMP REPAIR	1	OPT
26	17630-87D10	FILTER WATER SET	1	OPT

FIG.23

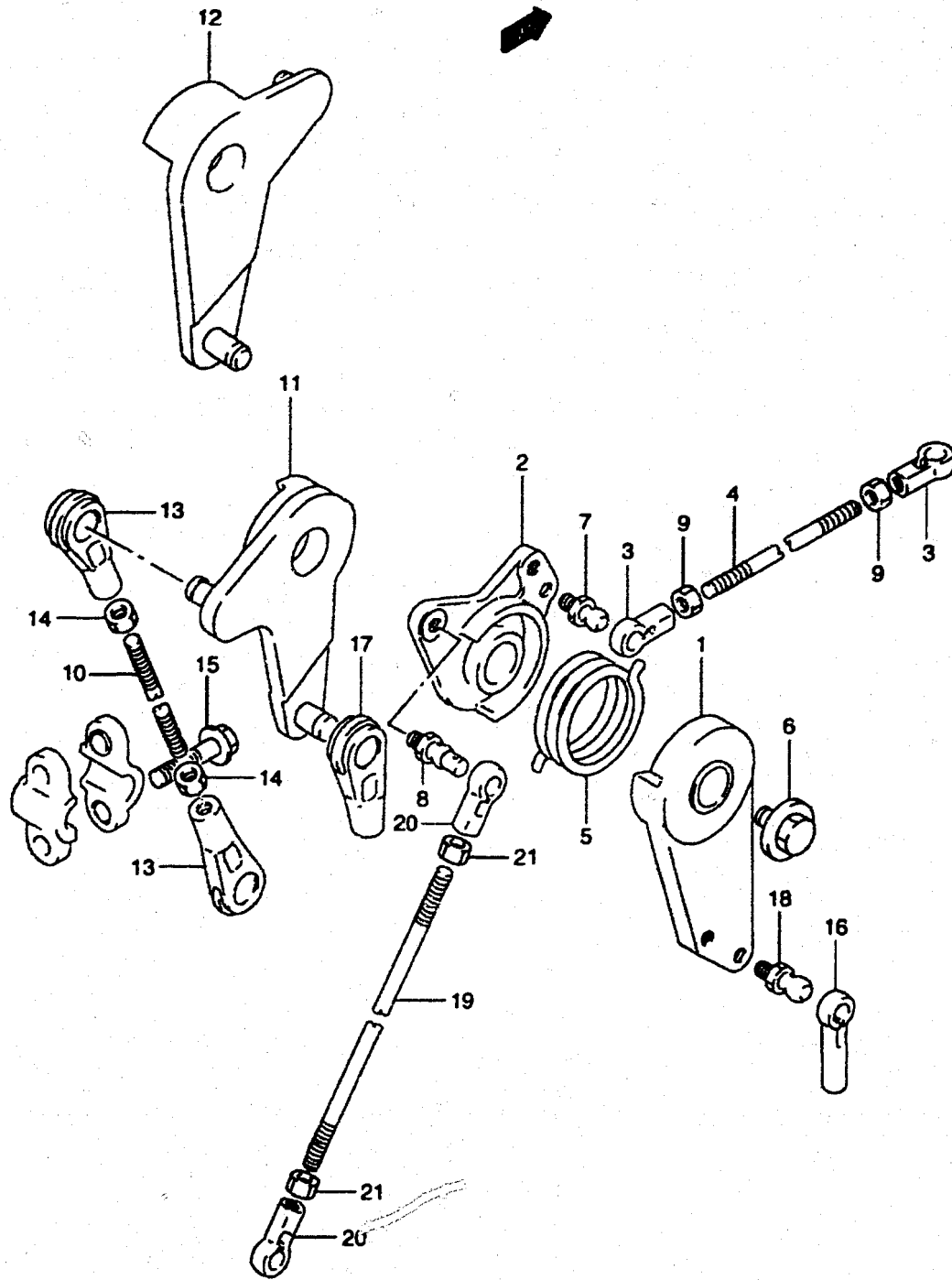


Fig.23 (D-3) THROTTLE LINK

Ref #	Part Number	Description	Qty	Remarks
1	19121-88D20	LEVER, THROTTLE CONTROL	1	
2-1	19122-92E00	LEVER, INTERLINK THROTTLE	1	DT200 (G) ,225 (G)
2-2	19122-88D20	LEVER, INTERLINK THROTTLE	1	DT150 (G,S)
3	19131-95502	CONNECTOR, THROTTLE	2	
4-1	67413-94300	ROD, THROTTLE	1	DT150 (G,S) ,200 (G)
4-2	67413-98100	ROD, THROTTLE	1	DT225 (G)
5	19185-87D00	SPRING, THROTTLE LEVER	1	
6	09116-06127	BOLT (6X12)	1	
7	09119-05010	PIVOT, BALL	1	DT150 (G,S)
8	09119-05019	PIVOT, BALL	1	DT150 (G,S) , 200 (G) ,225 (G)
9	09140-05005	NUT, THROTTLE ROD	2	
10	19136-95510	ROD, CLUTCH LEVER	1	
11	21111-87E10	LEVER, CLUTCH	1	DT150 (S) ,200 ,225
12	21111-88D01	LEVER, CLUTCH	1	DT150G,200G,225G
13	67467-94404	CONNECTOR, CLUTCH LEVER	2	
14-1	09140-05005	NUT, CLUTCH LEVER ROD	2	
14-2	67471-99E00	NUT, CLUTCH LEVER ROD	2	MODEL: 00~02
15	09103-06180	BOLT (6X25)	4	
16	67466-95200	CONNECTOR, REMOCON CABLE	1	FOR THROTTLE
17	67467-94404	CONNECTOR, REMOCON CABLE	1	FOR CLUTCH
18	09119-06047	PIVOT, BALL	1	
19	19136-94600	ROD, OIL PUMP	1	
20	19131-95502	CONNECTOR, OIL PUMP	2	
21	09140-05005	NUT	2	

FIG.25

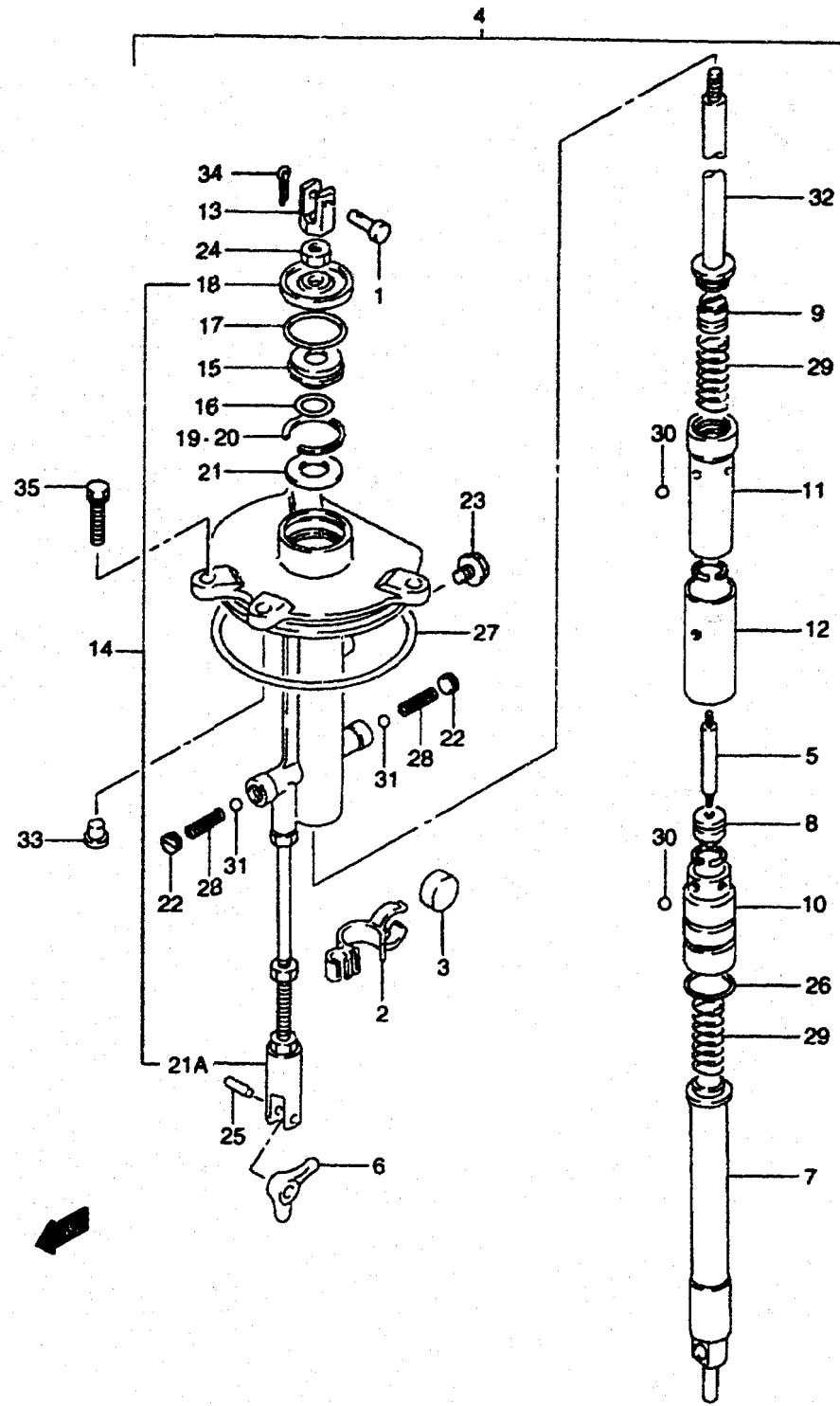


Fig.25 (D-5) SHIFT ROD

Ref #	Part Number	Description	Qty	Remarks
1	23313-87D00	PIN, CLUTCH ROD CONNECTOR	1	
2	25231-87E00	HOLDER, MAGNET	1	
3	25232-94300	MAGNET, GEAR CASE	1	
4-1	26100-87D25	HOUSING ASSY, SHIFT ACCEL (L)	1	
4-2	26100-87D35	HOUSING ASSY, SHIFT ACCEL (X)	1	
5	25121-87E00	.ROD, SHIFT PLUNGER CONNECTIN	1	
6	25131-87E00	.YOKE, SHIFT	1	
7	25311-87D10	.SLIDER, SHIFT VERTICAL	1	
8	25411-87E00	.PLUNGER, SHIFT SPRING REV	1	
9	25421-87E00	.PLUNGER, SHIFT SPRING FWD	1	
10	25511-87E01	.SLEEVE, SHIFT ACCEL SPRG FWD	1	
11	25521-87E01	.SLEEVE, SHIFT ACCEL SPRG REV	1	
12	25531-87E00	.SLEEVE, SHIFT SPRING LOCK	1	
13	25611-87E10	.CONNECTOR, CLUTCH ROD	1	
14	26110-87D13	.HOUSING, SHIFT ACCEL SLV	1	
15	25211-87E00	..GUIDE, SHIFT ROD CONNECTOR	1	
16	09280-08008	..O RING (D:3.5 ID:7.8)	1	
17	09280-20004	..O RING (D:2.4 ID:19.8)	1	
18	09284-08005	..SEAL, SHIFT ROD CONN	1	8X24X4
19	09381-22009	..STOPPER, REVERSE SIDE	1	
20	09381-24003	..CIRCLIP, DUST SEAL	1	
21	08211-08222	..WASHER, SHIFT ROD CONN	1	8X4
21A	25141-87E01	..SHAFT, SHIFTER YOKE PIVOT	1	
22	09134-08010	.SCREW, NOTCH	2	6X7.5
23	09135-06016	.BOLT, SHIFT SPRING LOCK	1	
24	09140-06020	.NUT, CLUTCH ROD CONN	1	
25	09261-05010	.PIN, SHIFTER YOKE PIVOT	1	
26	09280-14011	.O RING (D:2.5 ID:13.8)	1	

FIG.25

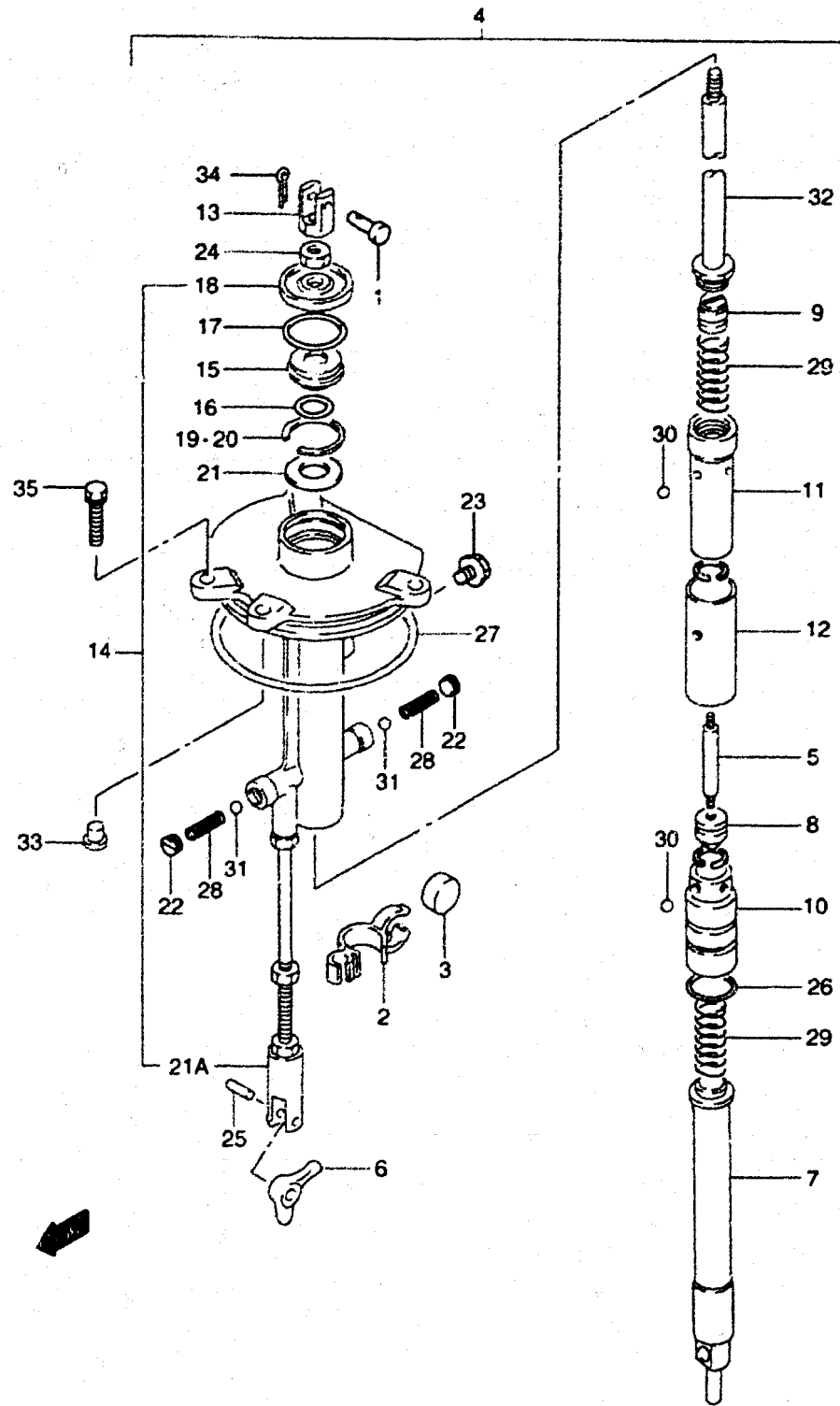


Fig.25 (D-6) SHIFT ROD

Ref #	Part Number	Description	Qty	Remarks
27	09280-69001	.O RING (D:3.1 ID:68.5)	1	
28	09440-05034	.SPRING, NOTCH	2	
29	09440-10035	.SPRING, SHIFT EXCEL	2	
30	06111-05004	.BALL, SHIFT SPRING LOCK	6	
31	06111-07004	.BALL, NOTCH	2	
32-1	25614-87E00	.ROD, SHIFT CONNECTOR (L)	1	
32-2	25614-87D10	.ROD, SHIFT CONNECTOR (X)	1	
33	09209-08019	PIN, SHIFT HOUSING	1	
34	09204-01002	PIN	1	
35	09117-06031	BOLT (6X20)	3	

FIG.26

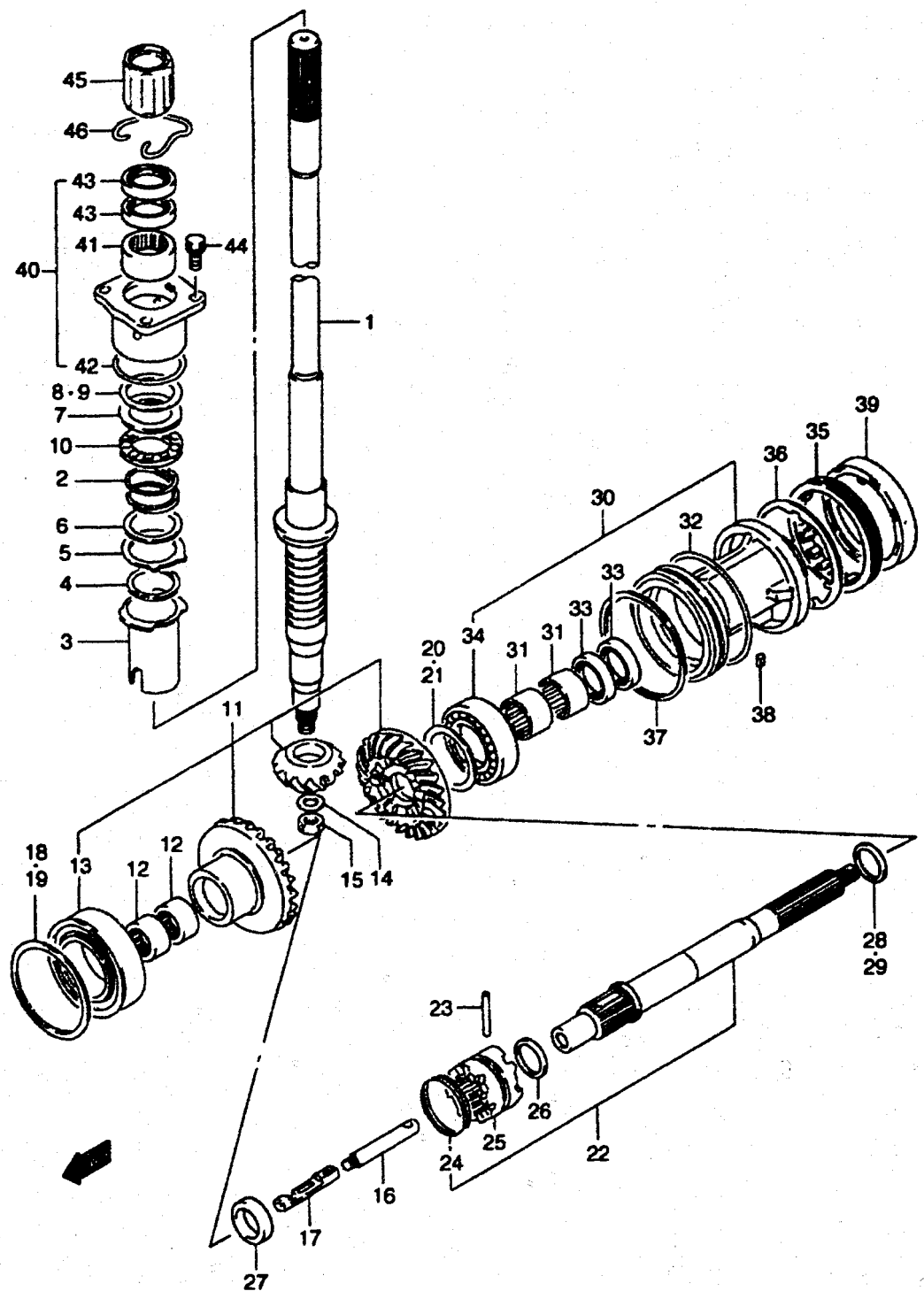


Fig.26 (D-7) TRANSMISSION

Ref #	Part Number	Description	Qty	Remarks
1-1	57110-87D00	SHAFT ASSY, DRIVE (L)	1	
1-2	57110-87D10	SHAFT ASSY, DRIVE (X)	1	
2	09440-42001	SPRING, DRIVE SHAFT	1	
3	57133-87D01	COLLAR, DRIVE SHAFT	1	
4	57134-87D10	PROTECTOR	1	
5	09166-37001	THRUST WASHER (32X50X2)	1	
6	09160-36007	THRUST WASHER (32X47X2)	1	
7	09160-32005	THRUST WASHER (32X52X4.25)	1	
8	57500-87814	SHIM SET, DRIVE SHAFT	1	
9-1	09181-37002	.SHIM (T:0.65)	1	
9-2	09181-38160	.SHIM (T:0.70)	1	
9-3	09181-38161	.SHIM (T:0.75)	1	
9-4	09181-38162	.SHIM (T:0.80)	1	
9-5	09181-38163	.SHIM (T:0.85)	1	
9-6	09181-38164	.SHIM (T:0.90)	1	
9-7	09181-38165	.SHIM (T:0.95)	1	
9-8	09181-38166	.SHIM (T:1.00)	1	
9-9	09181-38169	.SHIM (T:1.05)	1	
9-10	09181-38172	.SHIM (T:1.10)	1	
9-11	09181-38174	.SHIM (T:1.15)	1	
10	09263-30046	BEARING	1	
11-1	57300-87841	PINION/GEAR SET	1	DT150STC
11-2	57300-87815	PINION/GEAR SET	1	DT150,200,225
12	09263-25052	.BEARING, FORWARD	2	25X32X16
13	09265-50001	.BEARING, FORWARD GEAR	1	50X90X32
14	08221-16256	WASHER	1	DT150STC
15-1	09140-16021	NUT	1	DT150STC
15-2	09140-16026	NUT	1	DT150,200,225
16	57631-87D10	PIN, CONNECTOR	1	INC 57600-87D11
17	25321-87E01	SLIDER, SHIFT HORIZONTAL	1	

REFER TO FIG.27 (D-10) FOR COUNTER ROTATION

FIG.26

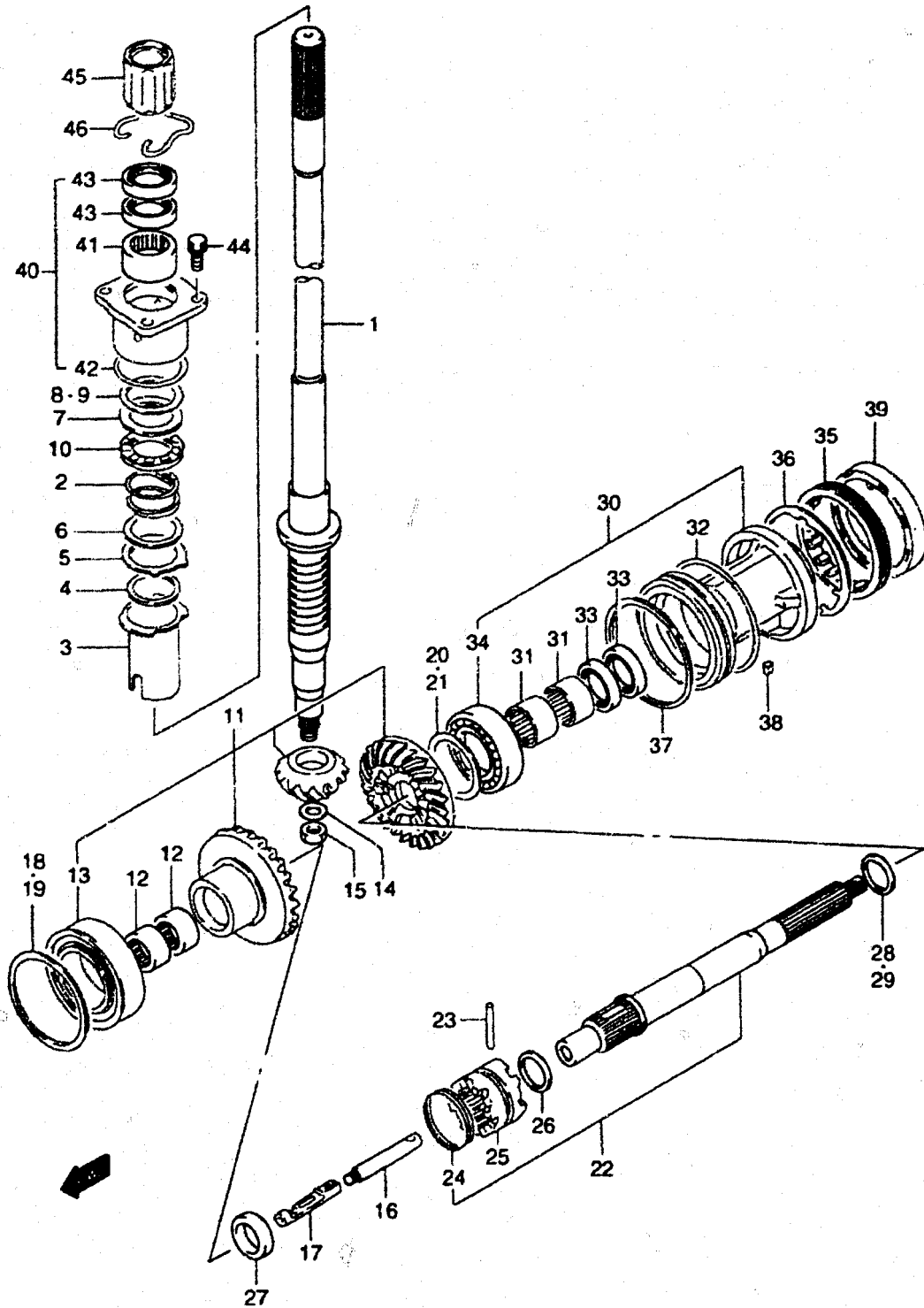


Fig.26 (D-8) TRANSMISSION

Ref #	Part Number	Description	Qty	Remarks
18	57500-87843	FORWARD GEAR SHIM SET	1	
19-1	09181-77003	.SHIM (T:0.50)	1	77X90
19-2	09181-77004	.SHIM (T:0.55)	1	77X90
19-3	09181-77005	.SHIM (T:0.60)	1	77X90
19-4	09181-77006	.SHIM (T:0.65)	1	77X90
19-5	09181-77007	.SHIM (T:0.70)	1	77X90
19-6	09181-77008	.SHIM (T:0.75)	1	77X90
19-7	09181-77009	.SHIM (T:0.80)	1	77X90
19-8	09181-77010	.SHIM (T:0.85)	1	77X90
19-9	09181-77011	.SHIM (T:0.90)	1	77X90
19-10	09181-77012	.SHIM (T:0.95)	1	77X90
19-11	09181-77013	.SHIM (T:1.00)	1	77X90
19-12	09181-77014	.SHIM (T:1.05)	1	77X90
19-13	09181-77015	.SHIM (T:1.10)	1	77X90
20	57500-87852	REVERSE GEAR SHIM SET	1	
21-1	09181-50013	.SHIM (T:1.0)	1	50X62
21-2	09181-50012	.SHIM (T:1.1)	1	50X62
21-3	09181-50005	.SHIM (T:1.2)	1	50X62
21-4	09181-50006	.SHIM (T:1.3)	1	50X62
21-5	09181-50007	.SHIM (T:1.4)	1	50X62
21-6	09181-50008	.SHIM (T:1.5)	1	50X62
21-7	09181-50009	.SHIM (T:1.6)	1	50X62
21-8	09181-50010	.SHIM (T:1.7)	1	50X62
22	57600-87D12	SHAFT ASSY, PROPELLER	1	
23	09202-08007	.PIN	1	
24	09440-52003	.SPRING	1	
25	57621-87D02	.SHIFTER, CLUTCH DOG	1	
26	09380-35002	.STOPPER	1	
27	09180-25082	STOPPER	1	

FIG.26

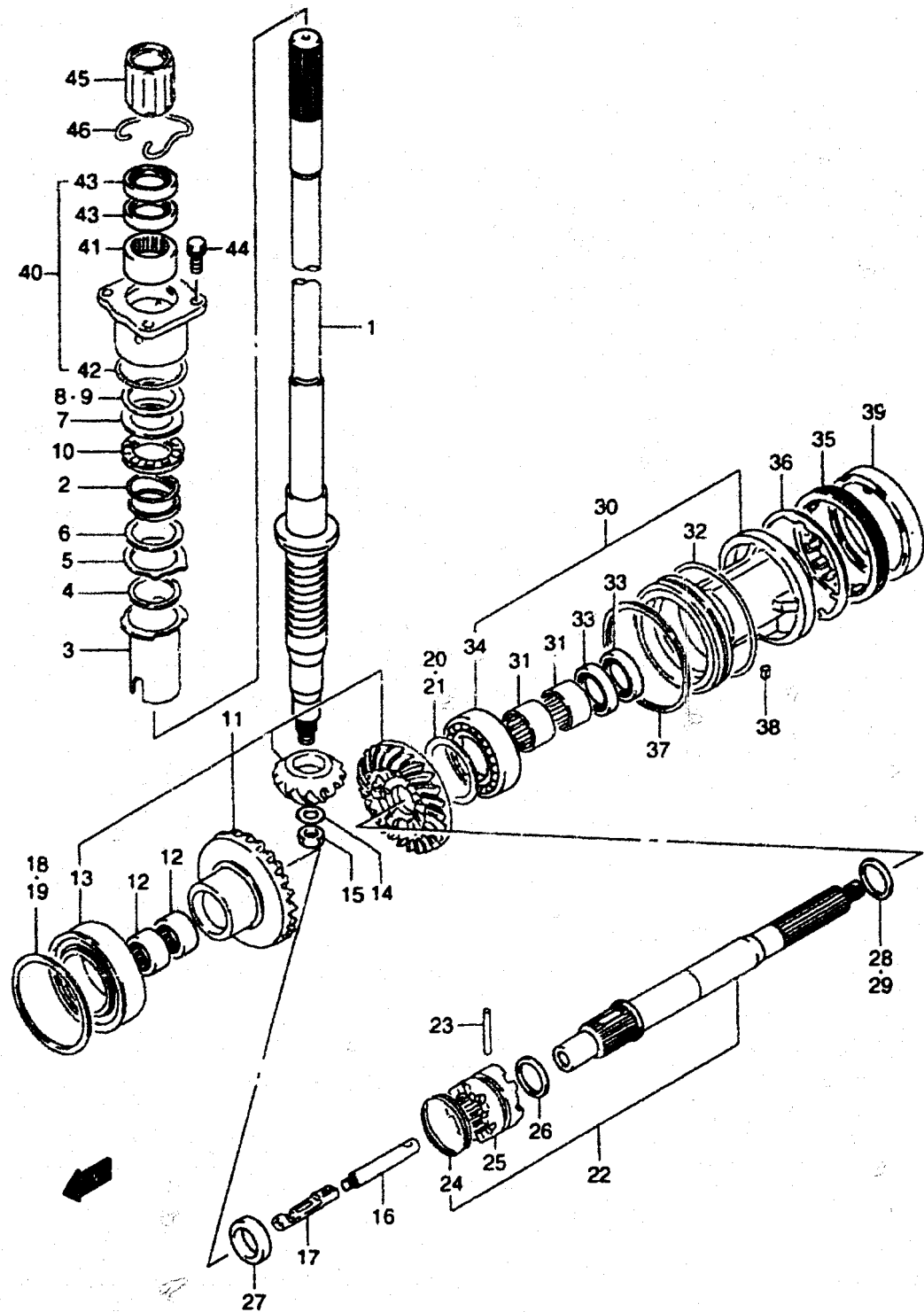


Fig.26 (D-9) TRANSMISSION

Ref #	Part Number	Description	Qty	Remarks
28	57500-87861	REVERSE PROP SHAFT WASHER SET	1	
29-1	08211-30382	.THRUST WASHER (T:1.5)	1	30X38
29-2	09160-30036	.THRUST WASHER (T:1.7)	1	30X38
29-3	09160-30037	.THRUST WASHER (T:1.9)	1	30X38
29-4	09160-30038	.THRUST WASHER (T:2.1)	1	30X38
29-5	08211-30384	.THRUST WASHER (T:2.2)	1	30X38
29-6	09160-30039	.THRUST WASHER (T:2.3)	1	30X38
29-7	09160-30041	.THRUST WASHER (T:2.4)	1	30X38
29-8	08211-30385	.THRUST WASHER (T:2.5)	1	30X38
29-9	09160-30042	.THRUST WASHER (T:2.6)	1	30X38
29-10	09160-30043	.THRUST WASHER (T:2.7)	1	30X38
29-11	09160-30044	.THRUST WASHER (T:2.8)	1	30X38
29-12	09160-30045	.THRUST WASHER (T:2.9)	1	30X38
30	56120-87D02	HOUSING, PROPELLER SHAFT	1	
31	09263-30023	.BEARING (30X40X25)	2	
32	09280-00021	.O RING (ID:101,D:3.5)	1	
33	09282-30006	.OIL SEAL (30X45X6)	2	
34	08113-60100	.BEARING	1	
35	56122-87D20	STOPPER	1	
36	56123-87D00	WASHER	1	
37	09160-00001	SPACER (100X110X2.0)	1	
38	09421-04008	KEY	1	
39	58161-87D01	SEAL RING, PROPELLER	1	OPT
40	56130-87D00	HOUSING, DRIVE SHAFT BEARING	1	
41	09263-30022	.BEARING, DRIVE SHAFT	1	
42	09280-55002	.O RING	1	
43	09282-24004	.OIL SEAL	2	
44	09117-08057	BOLT (L:25)	4	
45	57130-87D01	BUSHING, DRIVE SHAFT (X)	1	
46	09387-38002	RING (X)	1	

FIG.27

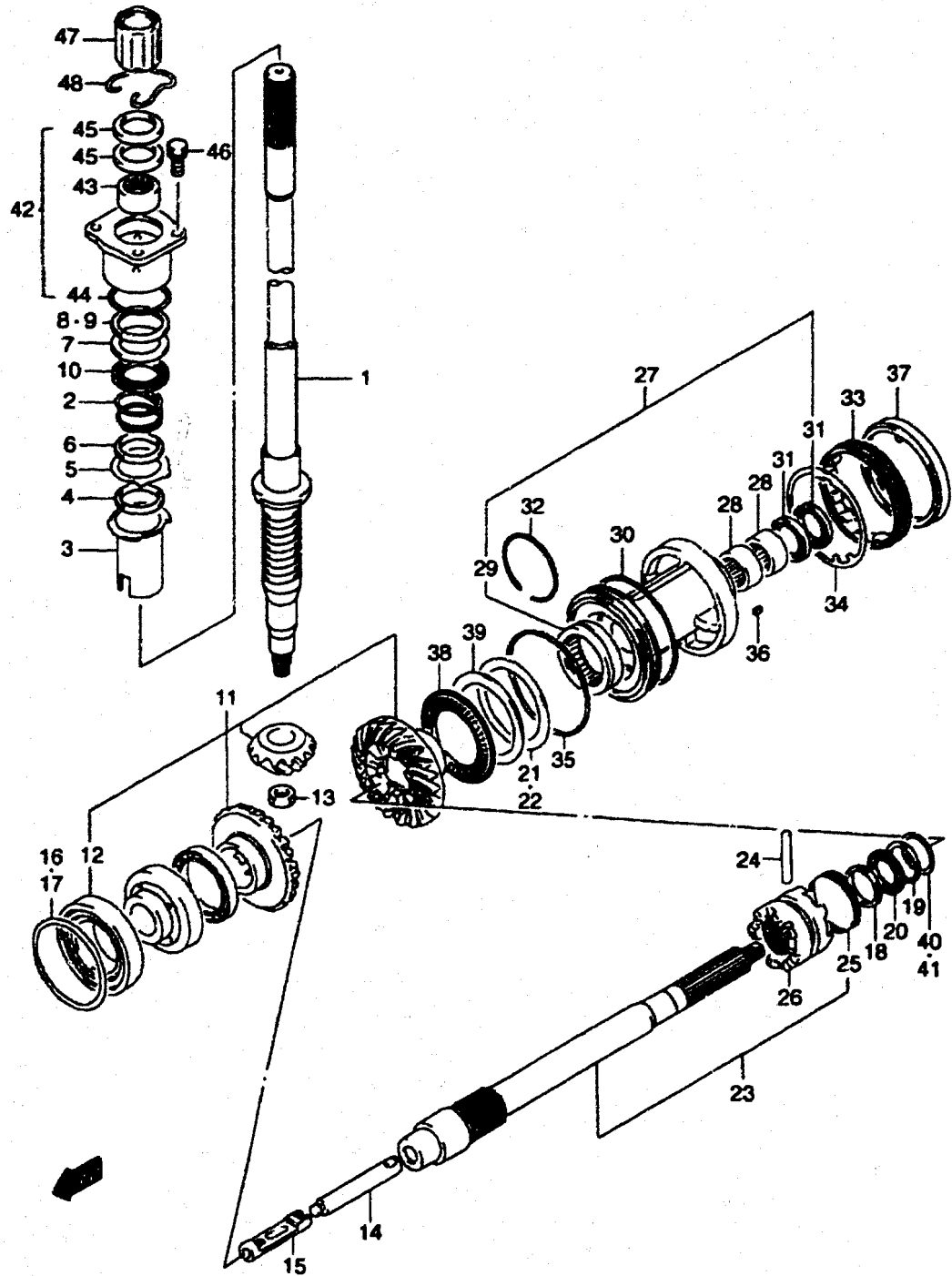


Fig.27 (D-10) TRANSMISSION (COUNTER ROTATION)

Ref #	Part Number	Description	Qty	Remarks
1	57110-87D10	SHAFT ASSY, DRIVE (X)	1	
2	09440-42001	SPRING, DRIVE SHAFT	1	
3	57133-87D01	COLLAR, DRIVE SHAFT	1	
4	57134-87D10	PROTECTOR	1	
5	09166-37001	THRUST WASHER (32X50X2)	1	
6	09160-36007	THRUST WASHER (32X47X2)	1	
7	09160-32005	THRUST WASHER (32X52X4.25)	1	
8	57500-87814	SHIM SET, DRIVE SHAFT	1	
9-1	09181-37002	.SHIM (T:0.65)	1	37.0X52.0
9-2	09181-38160	.SHIM (T:0.70)	1	37.0X52.0
9-3	09181-38161	.SHIM (T:0.75)	1	37.0X52.0
9-4	09181-38162	.SHIM (T:0.80)	1	37.0X52.0
9-5	09181-38163	.SHIM (T:0.85)	1	37.0X52.0
9-6	09181-38164	.SHIM (T:0.90)	1	37.0X52.0
9-7	09181-38165	.SHIM (T:0.95)	1	37.0X52.0
9-8	09181-38166	.SHIM (T:1.00)	1	37.0X52.0
9-9	09181-38169	.SHIM (T:1.05)	1	37.0X52.0
9-10	09181-38172	.SHIM (T:1.10)	1	37.0X52.0
9-11	09181-38174	.SHIM (T:1.15)	1	37.0X52.0
10	09263-30046	BEARING	1	
11	57300-87831	PINION/GEAR SET	1	
12	09265-50002	.BEARING, PROP SHAFT FWD	1	
13	09140-16026	NUT, PINION	1	
14	57631-87D10	PIN, CONNECTOR	1	INC 57600-88D01
15	25321-87E01	SLIDER, SHIFT HORIZONTAL	1	
16	57500-87843	SHIM SET, REVERSE	1	
17-1	09181-77003	.SHIM (T:0.50)	1	77X90
17-2	09181-77004	.SHIM (T:0.55)	1	77X90
17-3	09181-77005	.SHIM (T:0.60)	1	77X90
17-4	09181-77006	.SHIM (T:0.65)	1	77X90
17-5	09181-77007	.SHIM (T:0.70)	1	77X90
17-6	09181-77008	.SHIM (T:0.75)	1	77X90
17-7	09181-77009	.SHIM (T:0.80)	1	77X90
17-8	09181-77010	.SHIM (T:0.85)	1	77X90

FIG.27

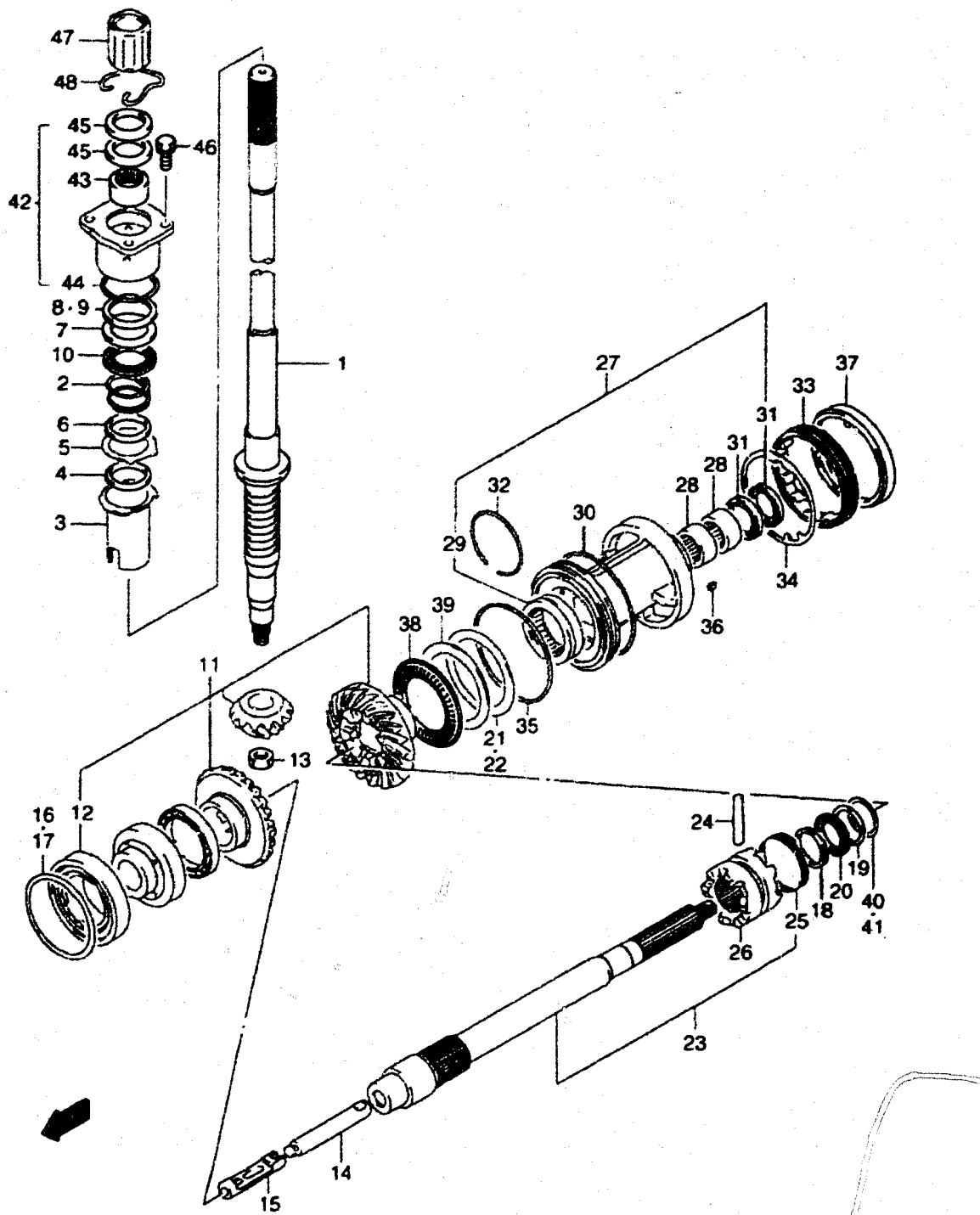


Fig.27 (D-11) TRANSMISSION (COUNTER ROTATION)

Ref #	Part Number	Description	Qty	Remarks
17-9	09181-77011	.SHIM (T:0.90)	1	77X90
17-10	09181-77012	.SHIM (T:0.95)	1	77X90
17-11	09181-77013	.SHIM (T:1.00)	1	77X90
17-12	09181-77014	.SHIM (T:1.05)	1	77X90
17-13	09181-77015	.SHIM (T:1.10)	1	77X90
18	09160-30047	STOPPER, CLUTCH DOG FWD	1	
19	09160-31007	WASHER, PROP SHAFT BRG	1	
20	09263-30037	BEARING, PROP SHAFT REV	1	
21	57500-92813	SHIM SET, FORWARD	1	
22-1	09181-70008	.SHIM (T:0.55)	1	
22-2	09181-70006	.SHIM (T:0.60)	1	
22-3	09181-70009	.SHIM (T:0.65)	1	
22-4	09181-70001	.SHIM (T:0.70)	1	
22-5	09181-70010	.SHIM (T:0.75)	1	
22-6	09181-70002	.SHIM (T:0.80)	1	
22-7	09181-70011	.SHIM (T:0.85)	1	
22-8	09181-70003	.SHIM (T:0.90)	1	
22-9	09181-70012	.SHIM (T:0.95)	1	
22-10	09181-70004	.SHIM (T:1.00)	1	
22-11	09181-70013	.SHIM (T:1.05)	1	
23	57600-88D03	SHAFT ASSY, PROPELLER	1	
24	09202-08007	.PIN, CLUTCH DOG	1	
25	09440-52003	.SPRING, CLUTCH DOG	1	
26	57621-88D03	.SHIFTER, CLUTCH DOG	1	
27	56120-88D01	HOUSING, PROPELLER SHAFT	1	
28	09263-30040	.BEARING, PROP SHAFT	2	30X40X25
29	09263-50004	.BEARING, FORWARD GEAR	1	
30	09280-00021	.O RING (ID:1.1,D:3.5)	1	
31	09282-30006	.OIL SEAL (30X45X6)	2	
32	09381-70001	.RING, SNAP	1	
33	56122-87D20	STOPPER, PROP SHAFT	1	
34	56123-87D00	WASHER, PROP SHAFT	1	

FIG.27

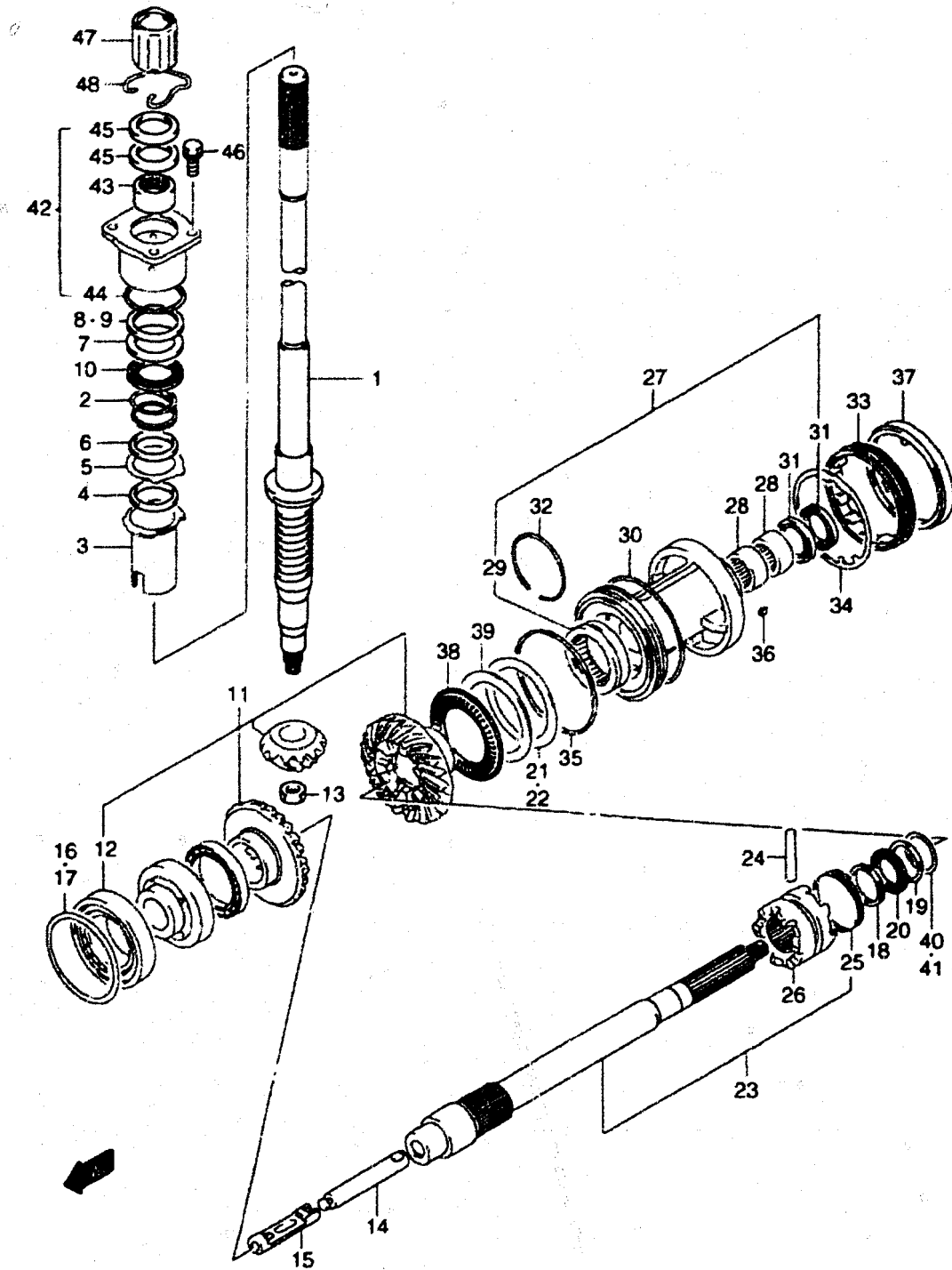


Fig.27 (D-12) TRANSMISSION (COUNTER ROTATION)

Ref #	Part Number	Description	Qty	Remarks
35	09160-00002	WASHER (104X110X2.0)	1	
36	09421-04008	KEY, PROP SHAFT	1	
37	58161-87D01	SEAL RING, PROPELLER	1	OPT
38	09269-70001	BEARING, FWD GEAR THRUST	1	
39	09160-70003	WASHER, FWD GEAR THRUST	1	
40	57500-92821	WASHER SET, PROP	1	
41-1	09160-33008	.WASHER (T:1.5)	1	
41-2	09160-33009	.WASHER (T:2.0)	1	
41-3	09181-33001	.WASHER (T:1.5)	2	
41-4	09181-33002	.WASHER (T:0.60)	2	
41-5	09181-33003	.WASHER (T:0.65)	2	
41-6	09181-33004	.WASHER (T:0.70)	2	
41-7	09181-33005	.WASHER (T:0.75)	2	
41-8	09181-33006	.WASHER (T:0.80)	2	
41-9	09181-33007	.WASHER (T:0.85)	2	
41-10	09181-33008	.WASHER (T:0.90)	2	
41-11	09181-33009	.WASHER (T:0.95)	2	
41-12	09160-33003	.WASHER (T:1.00)	2	
41-13	09160-33004	.WASHER (T:1.05)	2	
41-14	09160-33005	.WASHER (T:1.10)	2	
41-15	09160-33006	.WASHER (T:1.15)	2	
42	56130-87D00	HOUSING, DRIVE SHAFT BEARING	1	
43	09263-30022	.BEARING, DRIVE SHAFT	1	
44	09280-55002	.O RING (D:3.1 ID:54.5)	1	
45	09282-24004	.OIL SEAL	2	
46	09117-08057	BOLT (8X25)	4	
47	57130-87D01	BUSHING, DRIVE SHAFT (X)	1	
48	09387-38002	RING, DRIVE SHAFT (X)	1	

FIG.28

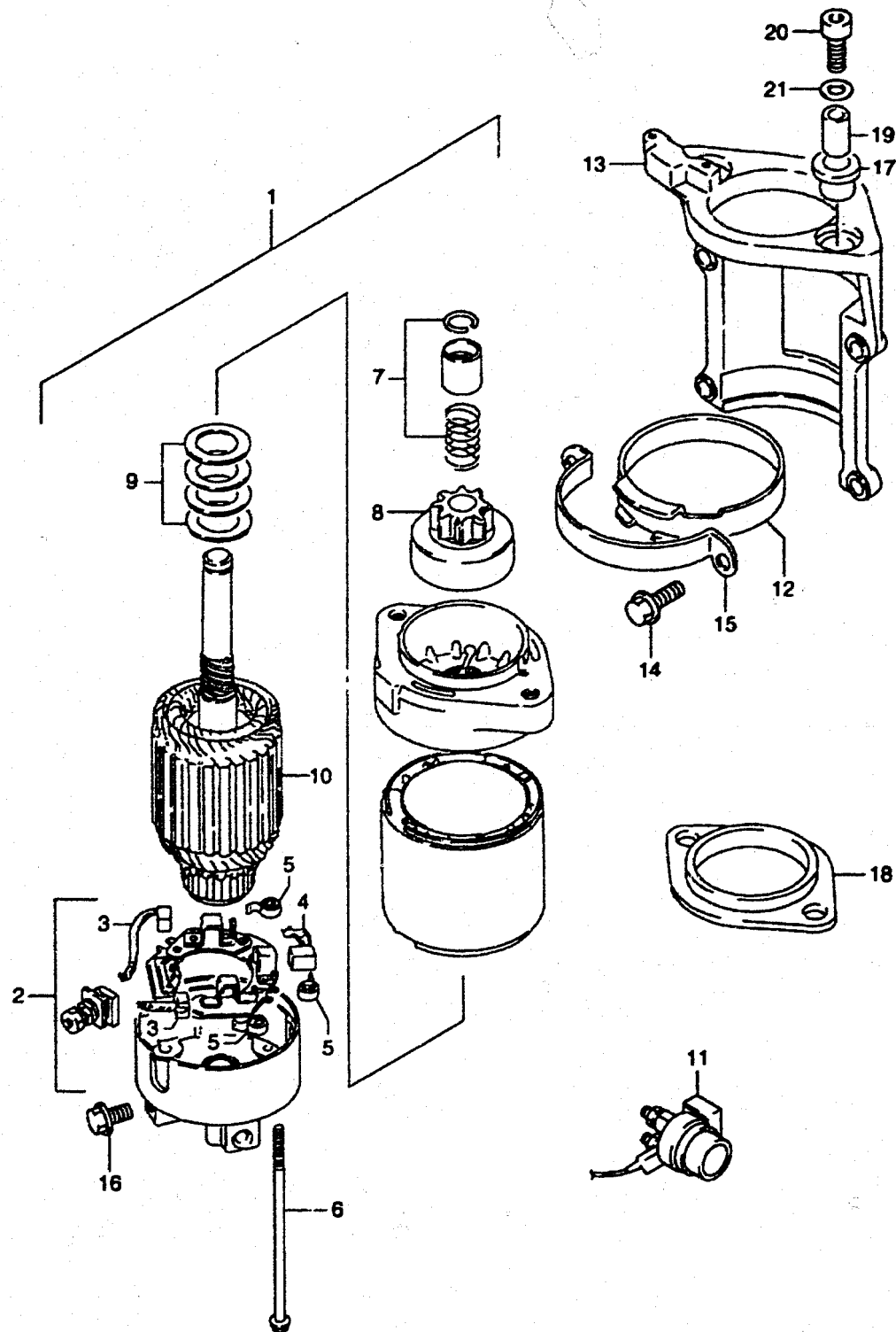


Fig.28 (E-2) STARTING MOTOR

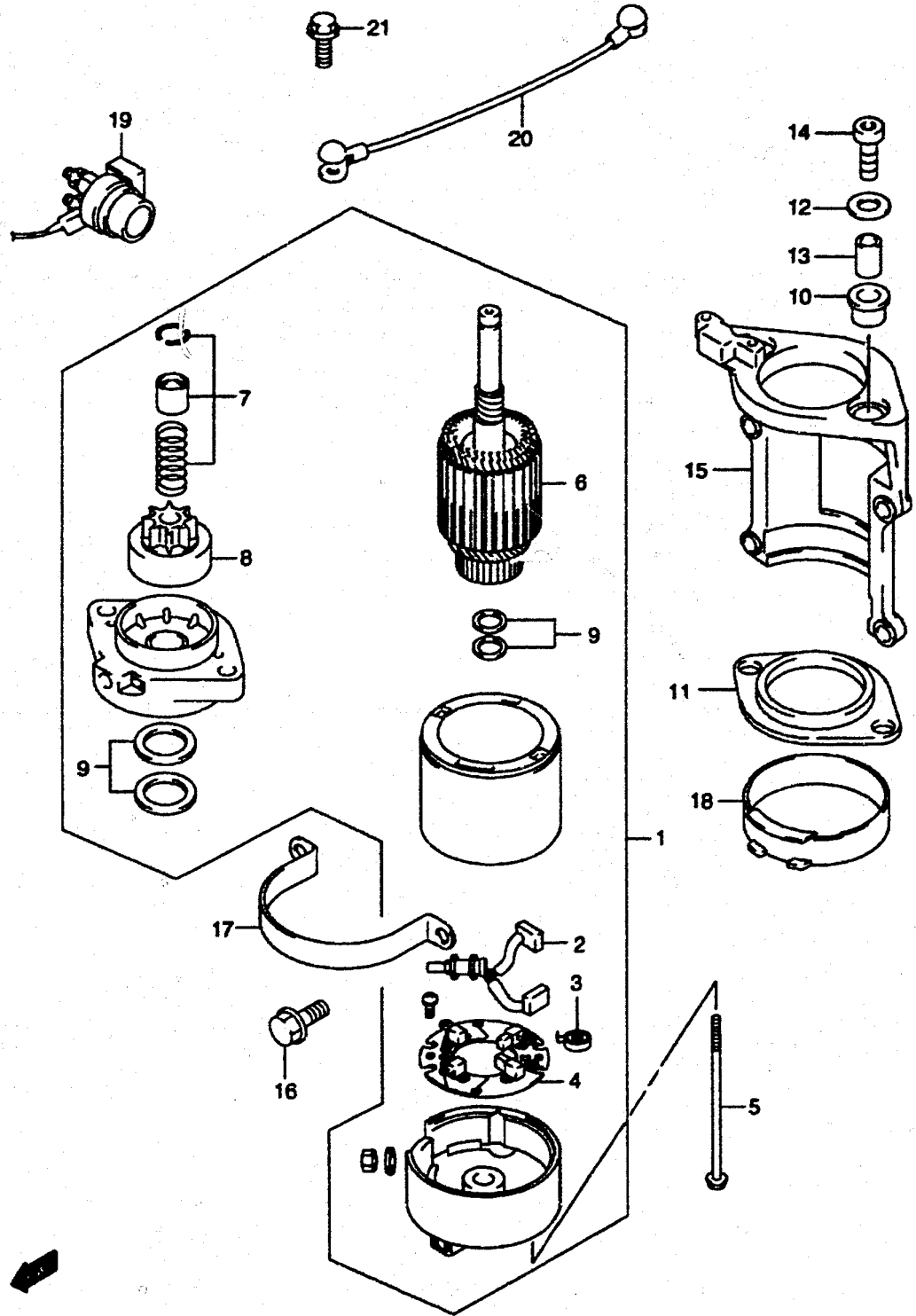
Ref #	Part Number	Description	Qty	Remarks
1	31100-87D10	MOTOR ASSY, STARTING	1	->31100-92E00
2	31173-95310	.HOLDER ASSY, MOTOR BRUSH	1	
3	31131-95310	..BRUSH (+)	2	
4	31131-95241	..BRUSH (-)	1	
5	31135-95310	..SPRING, BRUSH	3	
6	31281-93340	.THROUGH BOLT	2	
7	31312-94601	.STOPPER SET, PINION	1	
8	31320-87D00	.PINION ASSY	1	
9	31360-87D00	.WASHER KIT	1	
10	31310-94600	.ARMATURE	1	
11	31800-94401	RELAY, STARTING MOTOR	1	
12	31918-94701	DAMPER, STARTER	1	
13	31911-87D11-0ED	BRACKET, STARTING MOTOR	1	
14	01550-08307	BOLT	4	
15	31912-87D00	BAND, STARTER	1	
16	01550-08167	BOLT, BATTERY CABLE GROUND	1	8X16
17	31916-94500	DAMPER, STARTER MOTOR UPPER	2	
18	31917-94500	DAMPER, STARTER MOTOR MIDDLE	1	
19	09180-08097	SPACER, STARTER MOTOR	2	8.1X12X18.8
20	07130-08407	BOLT, STARTER MOTOR (8X40)	2	
21	09160-08124	WASHER (8.5X20X1.8)	2	

COLOR : 0ED (GRAY)

REFER TO FIG.29 (E-3) FOR MODEL:00-03

FIG.29

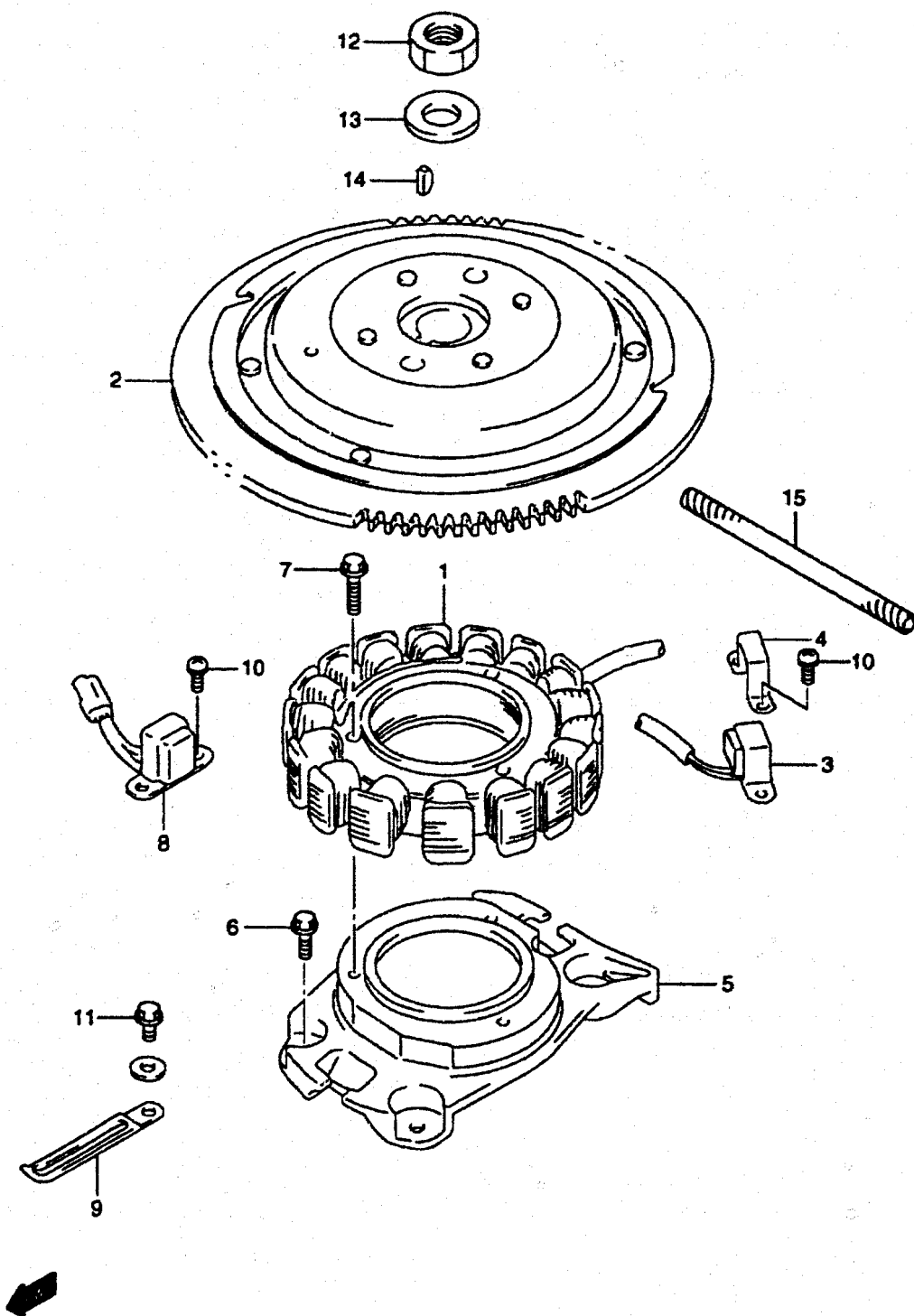
Fig.29 (E-3) STARTING MOTOR (MODEL:00~03)



Ref #	Part Number	Description	Qty	Remarks
1	31100-92E00	MOTOR ASSY, STARTING	1	
2	31131-99E00	.BRUSH (+)	1	
3	31135-99E00	.SPRING	4	
4	31173-99E00	.HOLDER, BRUSH	1	
5	31281-94510	.THROUGH BOLT	2	
6	31310-99E00	.ARMATURE	1	
7	31312-87J00	.PINION STOP SET	1	
8	31320-87J00	.PINION ASSY	1	
9	31360-99E10	.WASHER SET	1	
10	31916-94500	DAMPER, STARTING MOTOR UPPER	2	
11	31917-94500	DAMPER, STARTING MOTOR MIDDLE	1	
12	09160-08124	WASHER (8.5X20X1.6)	2	
13	09180-08097	SPACER	2	
14	07130-08407	BOLT	2	
15-1	31911-87D11-0ED	BRACKET, STARTING MOTOR (GRAY	1	
15-2	31911-87D11-0EP	BRACKET, STARTING MOTOR (BLAC	1	MODEL:02,03
16	01550-08307	BOLT	4	
17	31912-87D00	BAND, STARTING MOTOR	1	
18	31918-94701	DAMPER, STARTING MOTOR	1	
19	31800-94401	RELAY, STARTING MOTOR	1	
20-1	33820-99E00	CABLE, STARTER SUB	1	DT150,150S,150G DT200,200G
20-2	33820-87E00	CABLE, STARTER SUB	1	DT225,225G
21	01550-08167	BOLT	1	

FIG.30

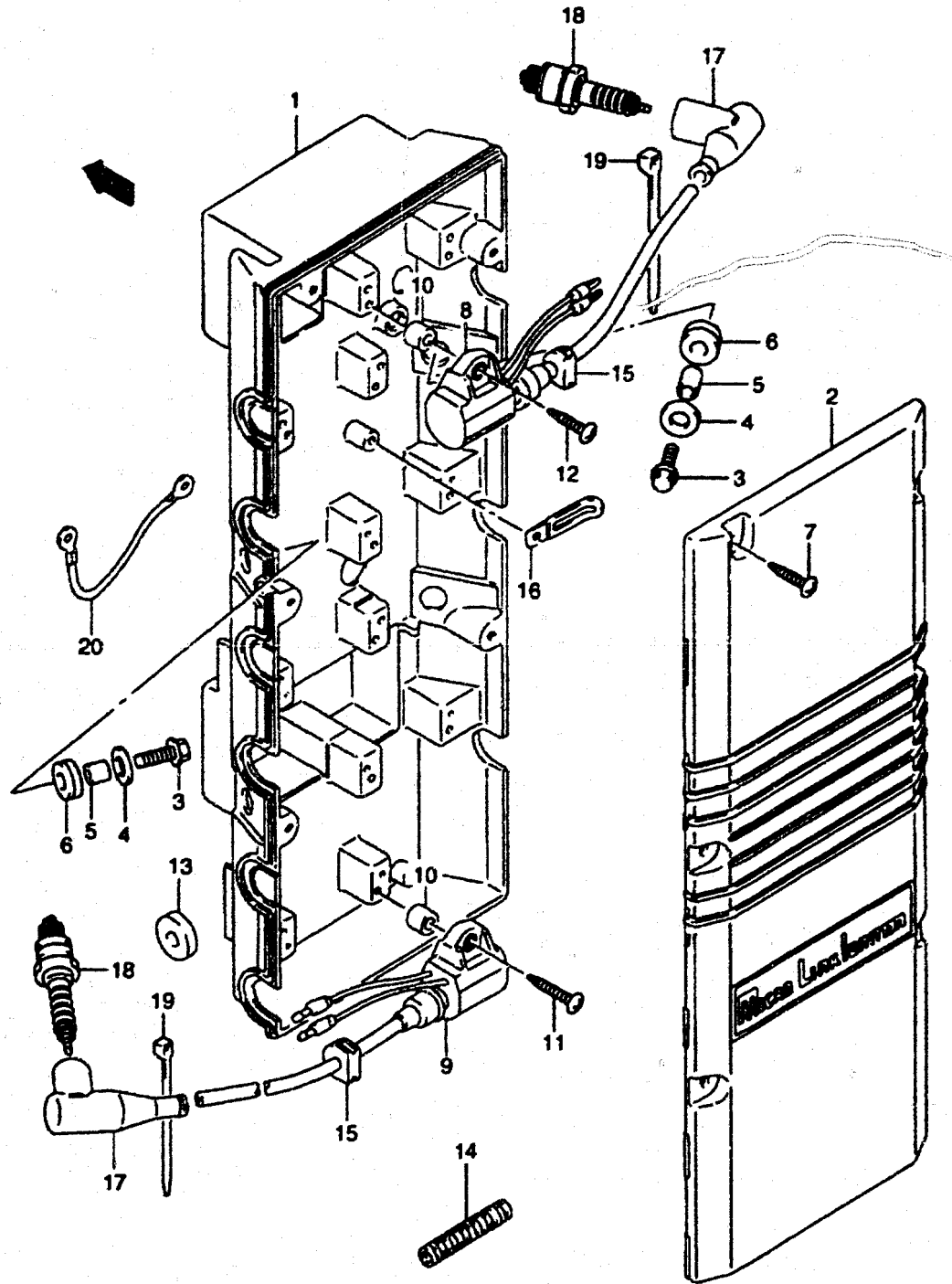
Fig.30 (E-4) MAGNETO (DT150 (G/S) ,200 (G))



Ref #	Part Number	Description	Qty	Remarks
1	32101-92E21	COIL, STATOR	1	
2	32102-92E11	FLYWHEEL, MAGNETO	1	
3	32150-92E00	COIL, GEAR COUNTER	1	
4	32156-94600	BAND, GEAR COUNTING COIL	1	
5	32125-92E00	BASE, STATOR	1	
6	01550-06163	BOLT	4	
7	01560-06303	BOLT	3	
8	32160-92E20	COIL, IGN TIMING	1	
9	09404-06432	CLAMP	1	
10	02112-35127	SCREW, COUNTER	4	
11	02162-06127	BOLT	1	
12	09140-18007	NUT, MAGNETO FLYWHEEL	1	
13	09160-18011	WASHER (18X35X4)	1	
14	08341-31059	KEY, MAGNETO FLYWHEEL	1	
15	38423-95510	TUBE, MAGNETO LEAD WIRE	1	

FIG.32

Fig.32 (E-6) IGNITION COIL (DT150(G/S),200(G))



Ref #	Part Number	Description	Qty	Remarks
1	32950-87D61	HOLDER, ELECTRIC PARTS NO.2	1	
2	32951-87D11	COVER, ELECTRIC PARTS	1	
3	09128-06069	BOLT, ELECTRIC PARTS (L:10)	4	
4	09160-06052	WASHER, ELECTRIC PARTS	4	
5	09180-06248	SPACER, ELECTRIC PARTS	4	
6	09320-08001	CUSHION, ELECTRIC PARTS	4	
7	03212-05203	SCREW, PARTS HOLDER COVER	6	
8	33410-92E00	COIL ASSY, IGNITION	5	
9	33410-94630	COIL ASSY, IGNITION	1	
10	09180-06095	SPACER	4	
11	03242-05253	SCREW, IGNITION COIL	2	
12	03242-05303	SCREW	4	
13	33446-87D00	PROTECTOR, HIGH TENSION	2	
14	33446-98E20	TUBE	3	L:500->60
15	09309-06007	GROMMET, HIGH TENSION	6	
16	09404-08206	CLAMP, HIGH TENSION	2	
17	33510-87D20	CAP, SPARK PLUG	6	
18	09482-00370	SPARK PLUG (BRSHS10)	6	
19	09407-14407	CLAMP	6	
20	36896-87D10	LEAD, CDI & RECTIFIER GND	1	

REFER TO FIG.33(E-7) FOR DT225/DT225G

FIG.34

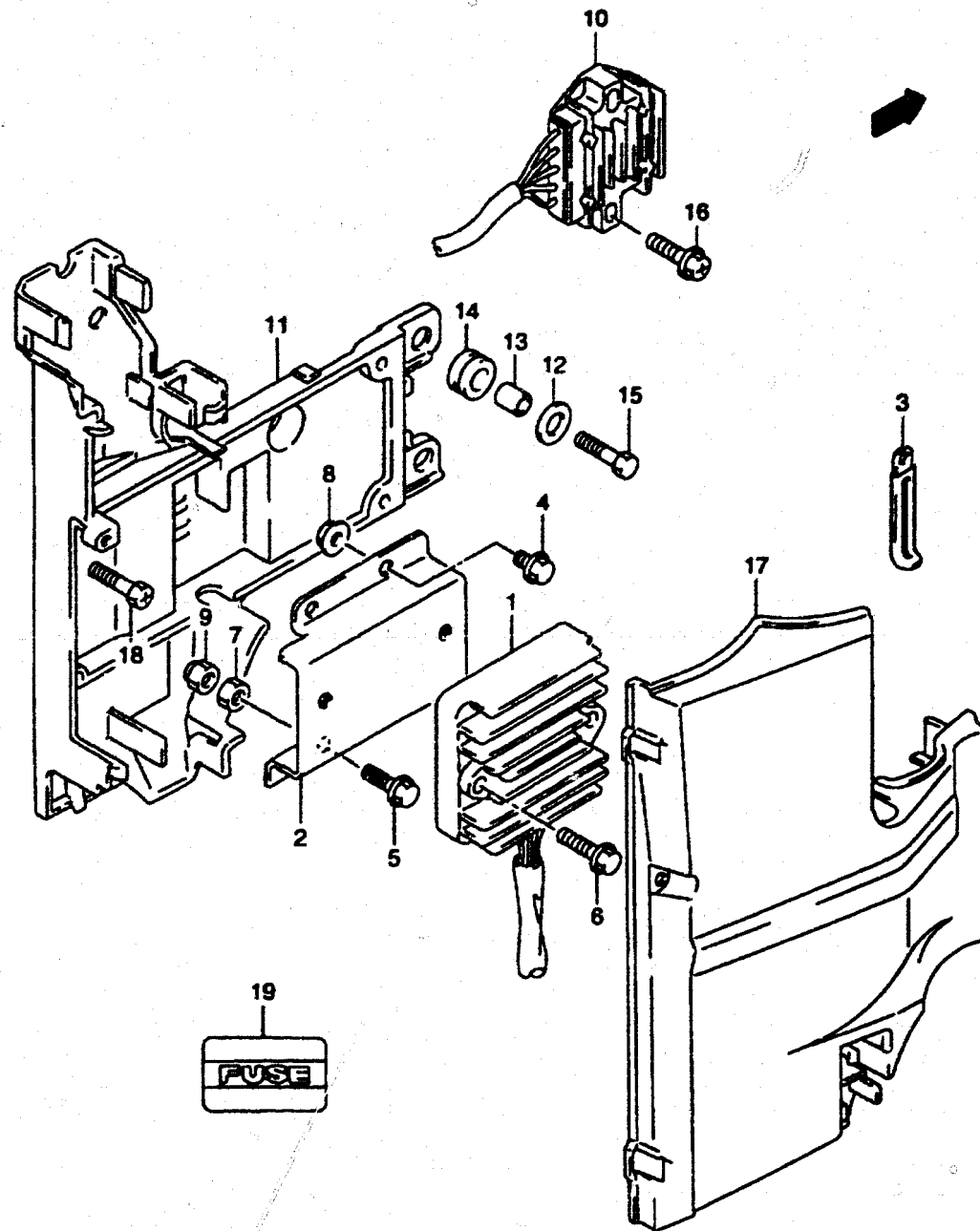


Fig.34 (E-8) RECTIFIER (DT150 (G/S) ,200 (G))

Ref #	Part Number	Description	Qty	Remarks
1	32800-92E20	RECTIFIER & REGULATOR	1	
2	32801-92E00	BRACKET, RECT & REGULATOR	1	
3	09404-06432	CLAMP	1	
4	01550-06103	BOLT	2	
5	01550-06207	BOLT	1	
6	01550-06253	BOLT	2	
7	08310-00063	NUT	1	
8	08316-10063	NUT	2	
9	08319-21063	NUT	1	
10	32800-92E30	REGULATOR, FUEL PUMP	1	
11	32890-92E10	HOLDER, ELECTRIC PARTS SIDE	1	
12	09160-06052	WASHER	4	
13	09180-06248	SPACER	4	
14	09320-08001	CUSHION	4	
15	01500-06257	BOLT	4	
16	02162-06257	BOLT	2	
17	32891-92E20	COVER, SIDE	1	
18	09128-06069	BOLT	4	
19	36746-92E00	LABEL, PARTS HOLDER COVER	1	

REFER TO FIG.35 (E-9) FOR DT225/DT225G

FIG.36

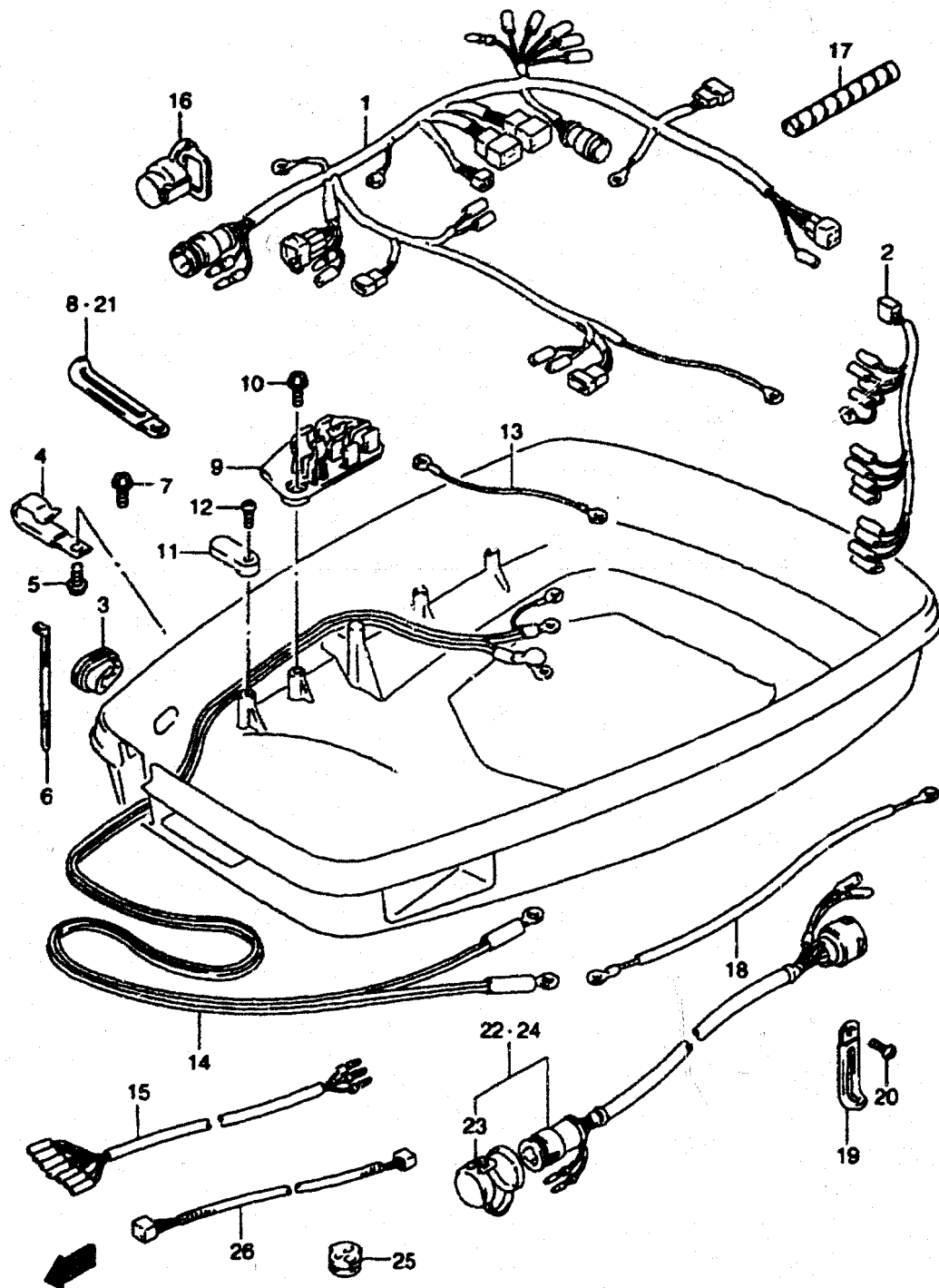


Fig.36 (E-10) HARNESS

Ref #	Part Number	Description	Qty	Remarks
1-1	36610-92E31	HARNESS ASSY, WIRING	1	DT150,150G, 150S,200,200G
1-2	36610-92E41	HARNESS ASSY, WIRING	1	DT225,225G
2	36640-92E00	HARNESS ASSY, IGNITION	1	
3	36656-87D11	GROMMET, PTT CABLE	1	
4	09403-17304	CLAMP, PTT CABLE	1	
5	02162-06127	BOLT	1	
6	09407-14403	CLAMP, WIRING HARNESS	2	
7	02162-06127	BOLT	1	GROUND
8-1	09404-06432	CLAMP, WIRING HARNESS	1	L:80
8-2	09404-06434	CLAMP, WIRING HARNESS	1	L:95
8-3	09404-06435	CLAMP, WIRING HARNESS	2	L:135 DT225
9	36616-87D00	HOLDER, HARNESS CONNECTOR	1	
10	02162-06167	BOLT	2	
11	33815-87D00	STOPPER, CABLE	1	
12	02142-06257	SCREW, CABLE STOPPER (L:25)	1	
13	36895-94700	LEAD, ENGINE GROUND	1	
14-1	33810-92E10	CABLE ASSY, STARTER	1	DT150,150G, 150S,200,200G
14-2	33810-92E01	CABLE ASSY, STARTER	1	DT225,225G
15	36630-92E00	WIRE ASSY, INSTRUMENT	1	
16	33634-99E00	CAP, SERVICE CONNECTOR	1	DT150,150G, 150S,200,200G
17	38423-95510	TUBE	1	L:150->100
18	36896-87D10	LEAD, CDI & RECTIFIER GROUND	1	
19	09404-06432	CLAMP	1	
20	03212-05163	SCREW	1	
21	09404-12201	CLAMP, HARNESS & MAG LEAD	1	
22-1	36620-87D20	HARNESS ASSY, EXTENSION	1	OPT,L:5000
22-2	36620-95302	HARNESS ASSY, EXTENSION	1	OPT,L:2000
23	36631-94300	CAP ASSY, REMOCON	1	OPT
24-1	36620-92E00	HARNESS ASSY, REMOCON EXT	1	OPT
24-2	36620-95610	HARNESS ASSY, REMOCON EXT	1	COUNTER ROTATION
25	36664-87D00	GROMMET, EXT WIRE	1	
26	36682-92E00	WIRE, TRIM METER EXT	1	OPT

FIG.37

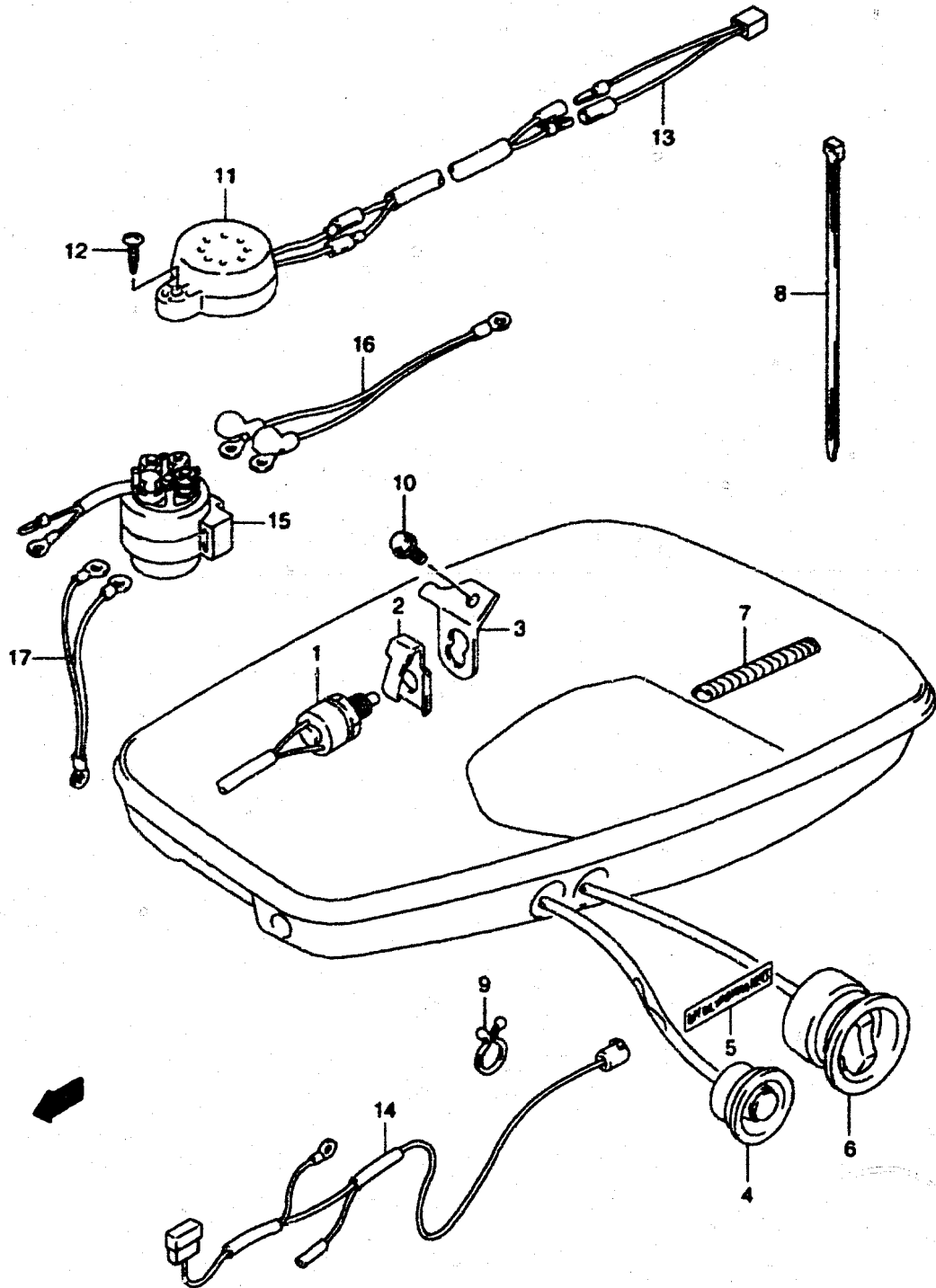


Fig.37 (E-11) SWITCH

Ref #	Part Number	Description	Qty	Remarks
1	37721-99E00	SWITCH, NEUTRAL	1	DT150,150G,150S DT200,200G
2-1	37725-94302	ACTUATOR, NEUTRAL SW	1	DT150,200,150S
2-2	37725-95300	ACTUATOR, NEUTRAL SWITCH	1	DT150G,200G
3-1	37726-92E10	BRACKET, NEUTRAL SWITCH	1	DT150,150G,150S DT200,200G
3-2	37726-92E11	BRACKET, NEUTRAL SWITCH	1	DT150:151058~ DT150S:151041~ DT150G:151001~
4	37930-95612	SWITCH ASSY, OIL WARNING	1	
5	37935-95602	LABEL, LOW OIL WARNING	1	
6-1	37850-99E00	SWITCH, TILT	1	DT150,150S,150G DT200,200G
6-2	37850-95602	SWITCH, TILT	1	DT225,225G
7	38423-95510	TUBE, TILT SWITCH	2	L:150-150
8	09407-25402	CLAMP, TILT SWITCH	1	
9	09408-00021	CLIP	1	DT225,225G
10	01560-06127	BOLT	1	
11	38500-92X50	BUZZER	1	DT150,200G,225G
12	03142-05253	SCREW	1	DT150G,200G,225G
13	36880-87D00	LEAD, BUZZER	1	DT150G,200G
14	36740-92E10	CASE ASSY, FUSE	1	DT150,150S
15	38410-94551	TRIM RELAY	2	
16	33831-92E10	CABLE, PTT RELAY	1	
17	33832-94601	CABLE, PTT RELAY GROUND	1	

FIG.38

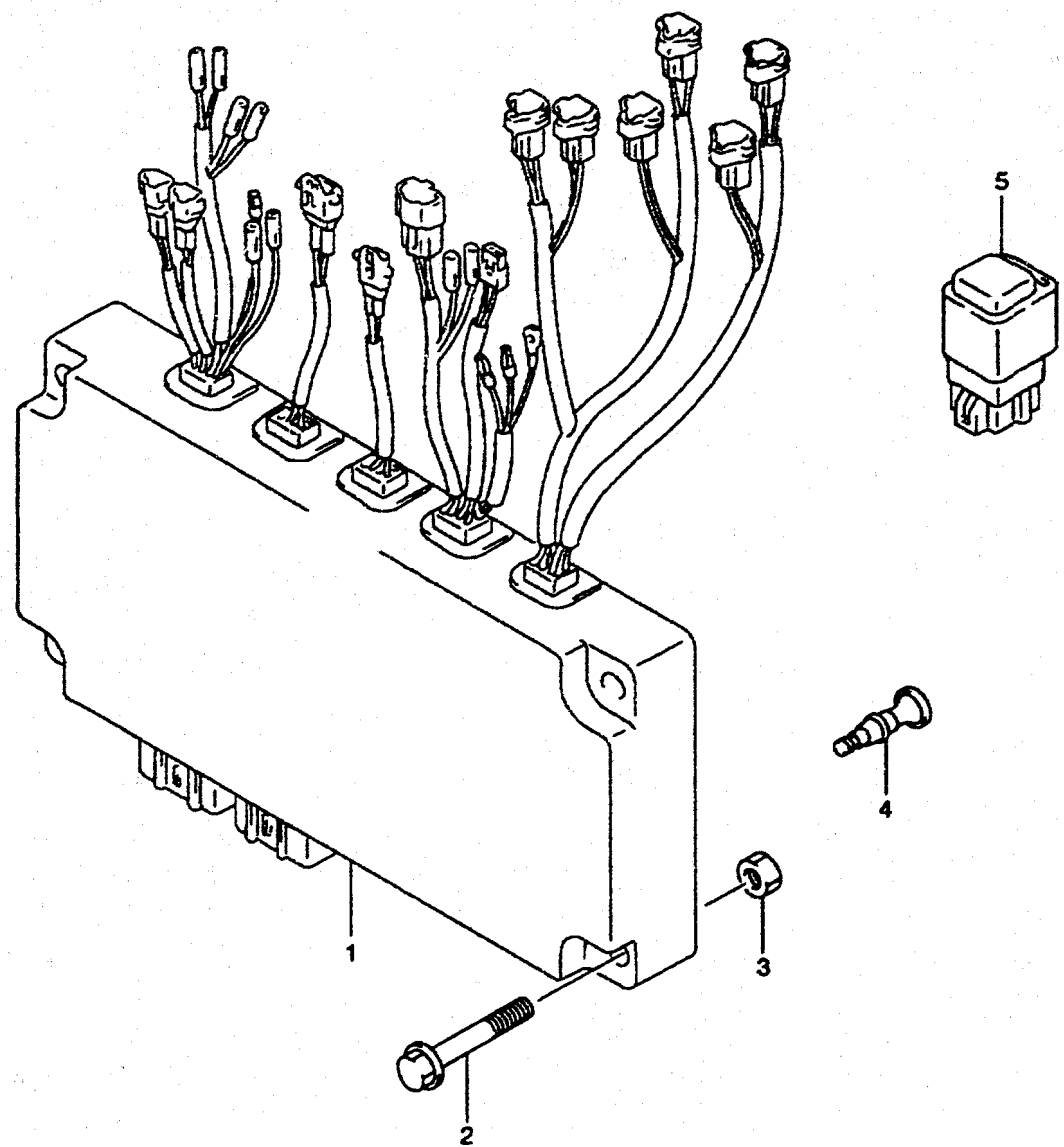


Fig.38 (F-2) INJECTION UNIT (DT150(G/S),200(G))

Ref #	Part Number	Description	Qty	Remarks
1-1	33920-92E21	UNIT, FUEL INJECTION	1	DT150 (G)
1-2	33920-92E61	UNIT, FUEL INJECTION	1	DT150 (G) MODEL:00~03
1-3	33920-92E30	UNIT, FUEL INJECTION (L)	1	DT200
1-4	33920-92E70	UNIT, FUEL INJECTION (L)	1	DT200 MODEL:00
1-5	33920-92E50	UNIT, FUEL INJECTION (X)	1	DT200 (G)
1-6	33920-92E90	UNIT, FUEL INJECTION (X)	1	DT200 (G) MODEL:00
1-7	33920-92E41	UNIT, FUEL INJECTION	1	DT150STC MODEL:98,99
1-8	33920-92E81	UNIT, ENGINE CONTROL	1	DT150STC MODEL:00~03
2	01550-06403	BOLT, FUEL INJECTION	4	
3	08310-00063	NUT	4	
4	36615-96300	TERMINAL, RESIN	2	
5	38910-92E00	RELAY, FUEL INJECTION	1	

FIG.40

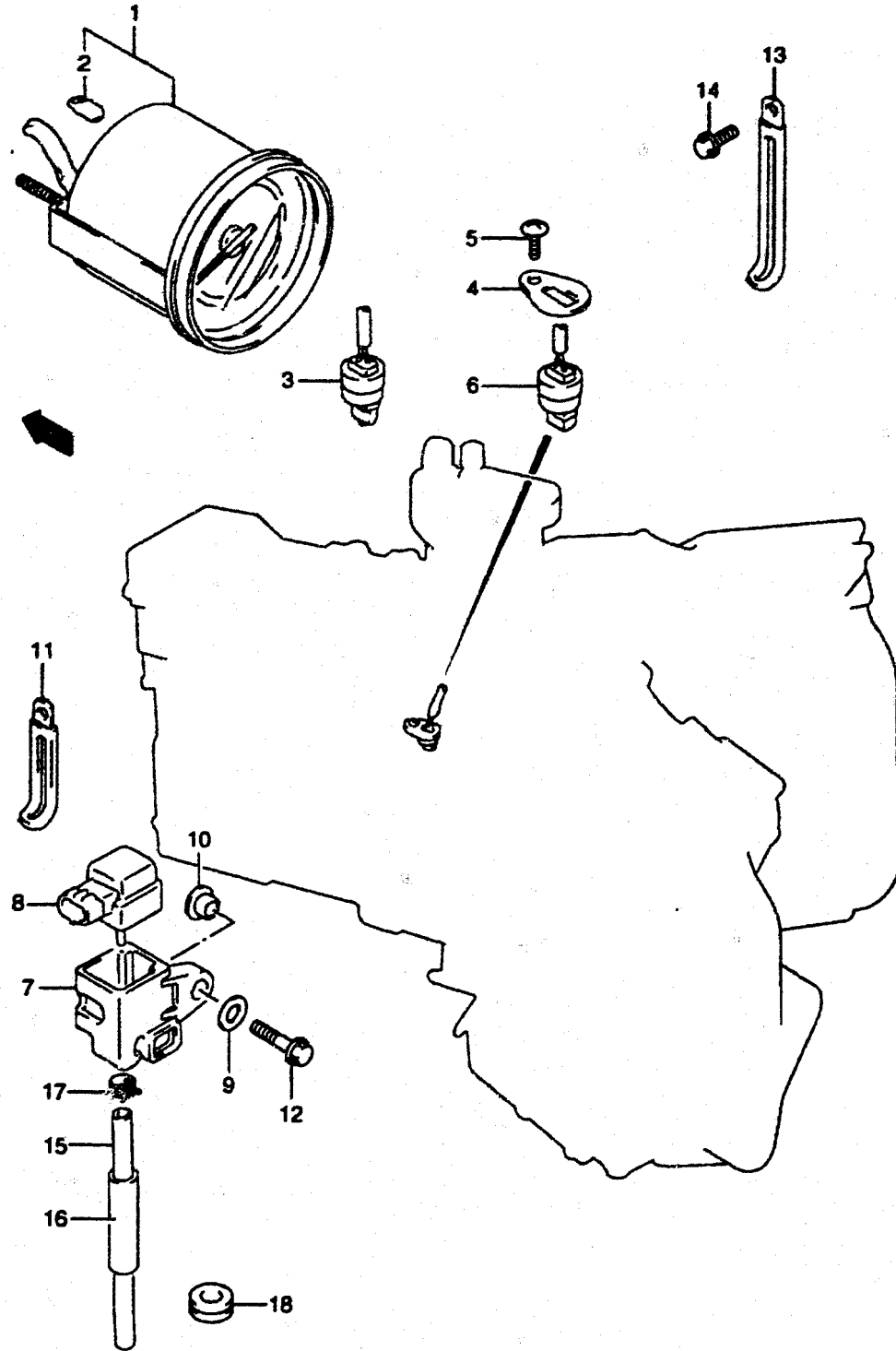


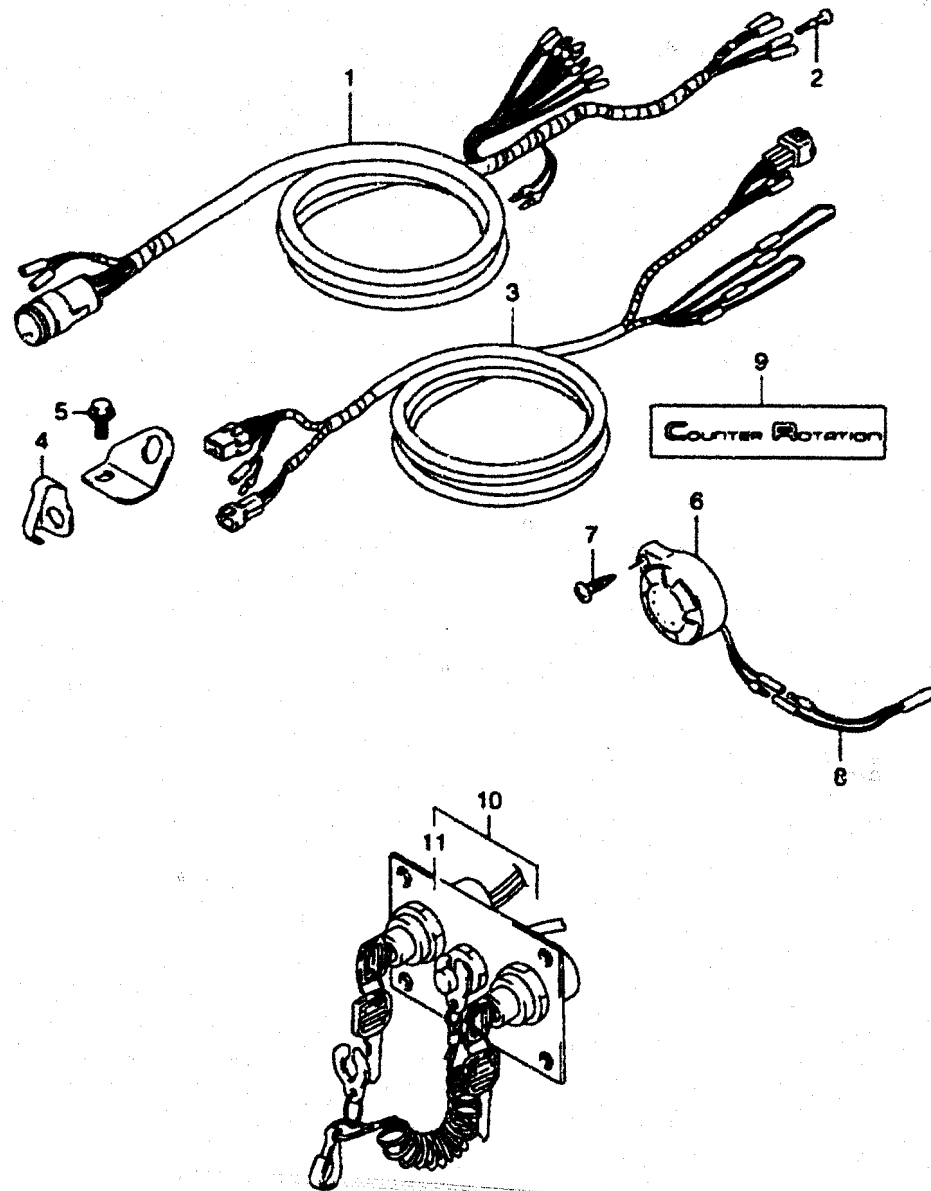
Fig.40 (F-4) SENSOR & METER (DT150(G/S),200(G))

Ref #	Part Number	Description	Qty	Remarks
1	34200-92E02	TACHOMETER ASSY	1	
2	09471-12179	.BULB	1	
3	34830-92E10	SENSOR, CYLINDER TEMP	2	
4	34853-94700	SUPPORTER, AIR TEMP	2	
5	09125-06069	SCREW, AIR TEMP SNSR	2	6X12
6	34830-94600	SENSOR, AIR TEMP	1	-MODEL:99
7	34881-94600	BRACKET, AIR PRESSURE SNSR	1	
8	18590-94600	SENSOR, AIR PRESSURE	1	
9	09160-06052	WASHER, AIR PRESSURE	1	
10	09169-06062	SPACER, AIR PRESSURE	1	
11	09404-06432	CLAMP, AIR PRESSURE	1	
12	02162-06257	BOLT, AIR PRESSURE	1	
13	09404-06433	CLAMP, PTT MOTOR CABLE	1	
14	02162-06127	BOLT, PTT MOTOR CABLE	1	
15	09355-40805-600	HOSE	1	L: 600->120
16	38423-95510	PROTECTOR	1	L: 150->50
17	09401-08409	CLIP	2	
18	09308-08011	GROMMET, PRESSURE HOSE	1	OPT

REFER TO FIG.41(F-5) FOR DT225,DT225G

FIG.44

Fig.44 (F-8) IGNITION SWITCH (COUNTER ROTATION)



Ref #	Part Number	Description	Qty	Remarks
1	36620-95610	HARNES, REMOCOM EXT	1	MODEL:93-03
2	36615-96300	.TERMINAL, RESIN	7	
3	36660-95610	WIRE, EXT MONITOR GAUGE	1	
4	37725-94302	ACTUATOR, NEUTRAL SW	1	DT150G,200G
5	01550-06127	BOLT, NEUTRAL SW	1	DT150G,200G
6	38500-92X50	BUZZER ASSY, WARNING	1	DT150G,200G
7	03142-05253	SCREW, BUZZER	1	DT150G,200G
8	36880-87D00	LEAD, BUZZER	1	DT150G,200G
9	61469-87D00-70G	MARK, COUNTER ROTATION	1	
10	37100-92E12	PANEL ASSY, DUAL ENGINE SW	1	
11	37139-92E10	.PANEL	1	

COLOR : 70G (764/019) 764 (GOLD) 019 (BLACK)

FIG.45

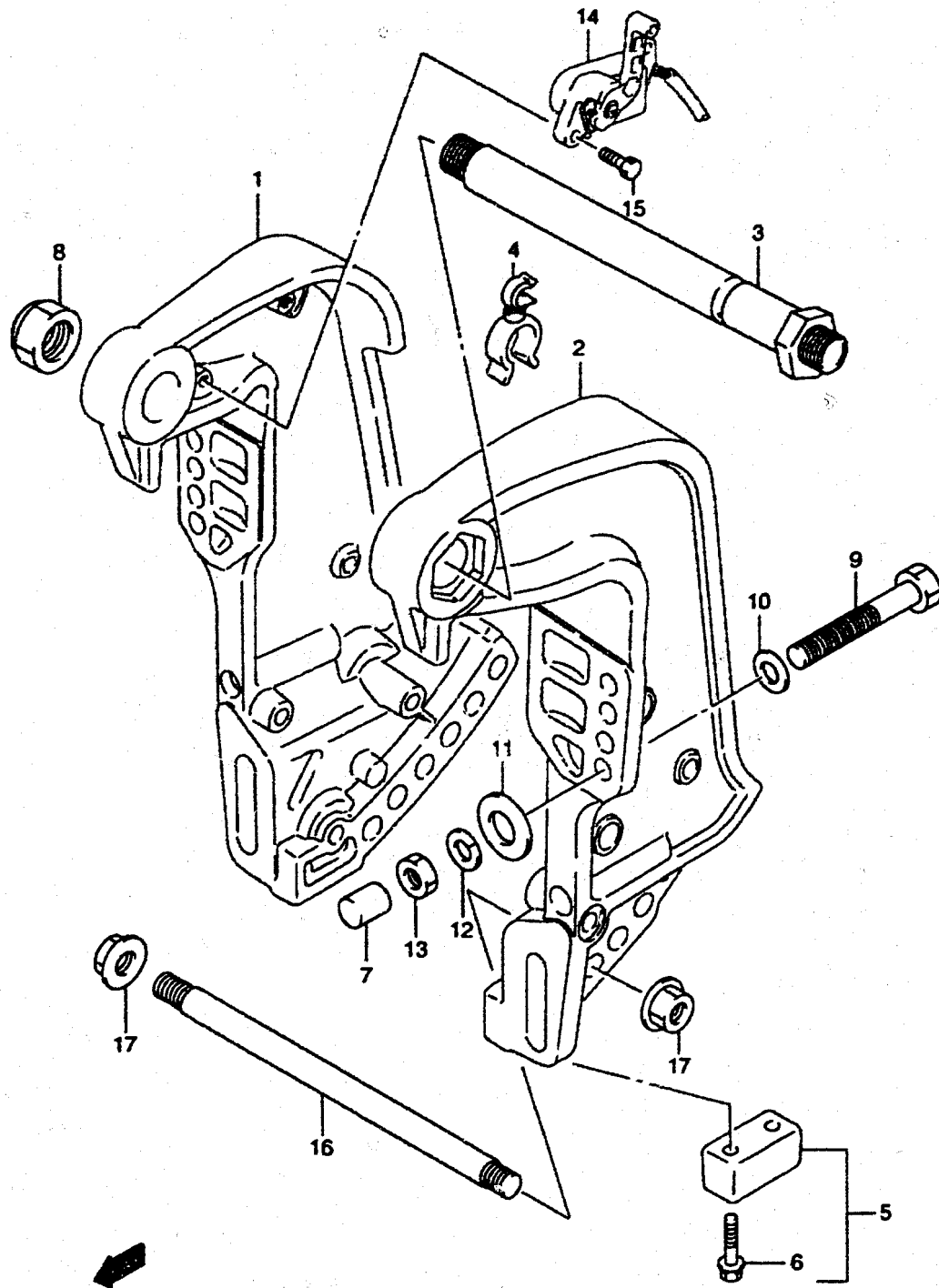


Fig.45 (G-2) CLAMP BRACKET

Ref #	Part Number	Description	Qty	Remarks
1-1	41111-87D07-0ED	BRACKET, CLAMP STBD	1	
1-2	41111-87D08-0ED	BRACKET, CLAMP STBD	1	MODEL:01
1-3	41111-87D08-0EP	BRACKET, CLAMP STBD	1	MODEL:02,03
2-1	41121-87D14-0ED	BRACKET, CLAMP PORT	1	
2-2	41121-87D14-0EP	BRACKET, CLAMP PORT	1	MODEL:02,03
3	41130-87D02	SHAFT, CLAMP BRACKET	1	
4	09408-00113	CLAMP	1	
5	41810-87D00	ZINC SET, ANODE	2	
6	09116-06099	.BOLT (6X35)	4	
7	41153-94500	CAP	4	
8	09159-22006	NUT	1	
9	09100-12045	BOLT (12X115)	4	
10	09160-12066	WASHER (12.5X22X2.5)	4	
11	09160-12044	WASHER (12.5X35X3.2)	4	
12	09162-12005	LOCK WASHER (12.2X21.5X3.0)	4	
13	09140-12028	NUT	4	
14	34801-87D11	SENDER, TRIM	1	
15	09100-06113	BOLT (6X16)	2	
16	45421-87D00	PIN, TILT LOCK	1	
17	09159-14020	NUT	2	

COLOR : 0ED (GRAY) 0EP (BLACK)

FIG.46

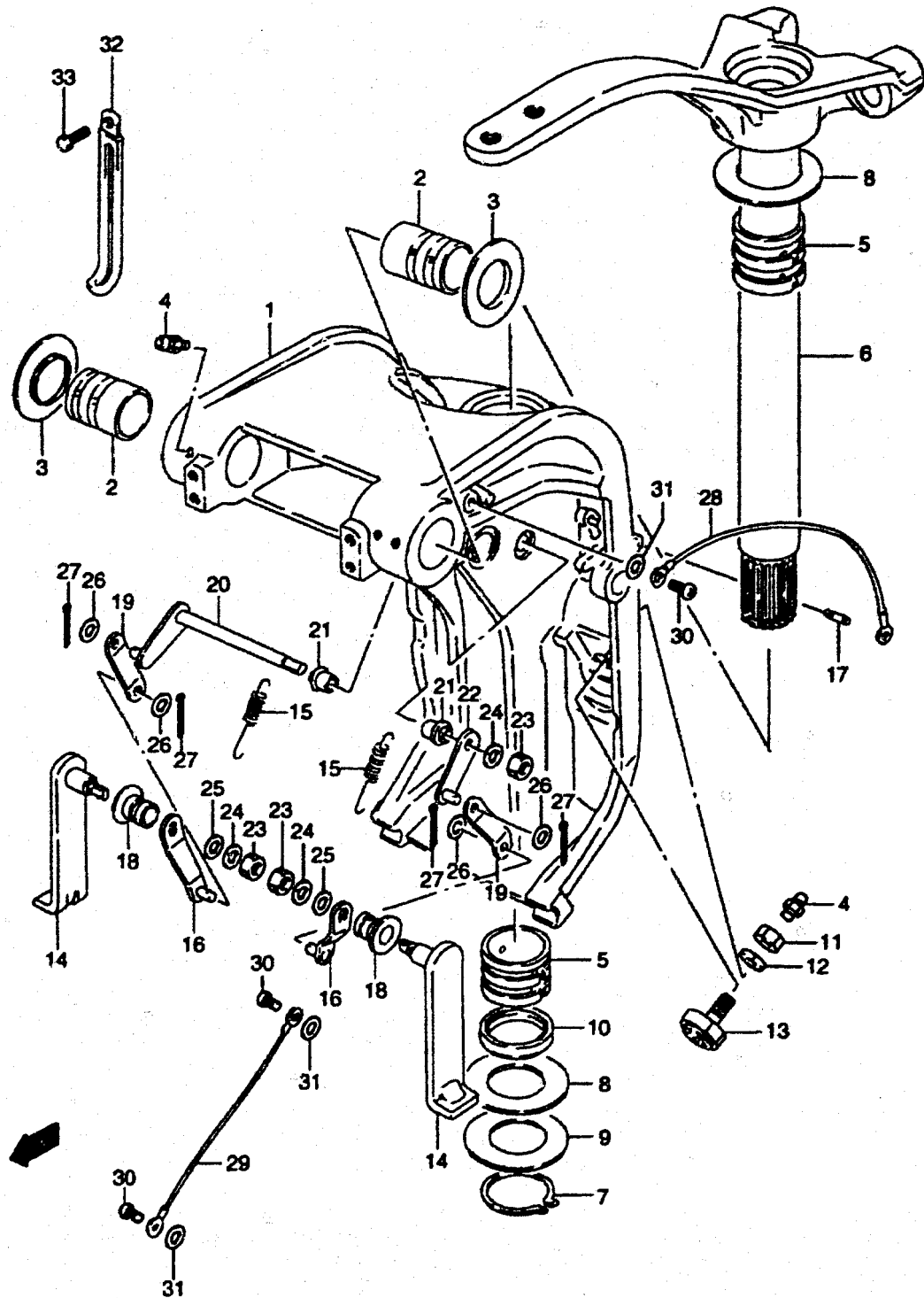


Fig.46 (G-3) SWIVEL BRACKET

Ref #	Part Number	Description	Qty	Remarks
1-1	43111-87D05-OED	BRACKET, SWIVEL (L)	1	
1-2	43111-87D05-OEP	BRACKET, SWIVEL (L)	1	MODEL:02,03
1-3	43111-87D15-OED	BRACKET, SWIVEL (X)	1	
1-4	43111-87D15-OEP	BRACKET, SWIVEL (X)	1	MODEL:02,03
2	43211-87D00	BUSHING	2	
3	09169-28003	WASHER	2	
4	22511-99010	GREASE NIPPLE	7	
5	43711-97E00	BUSHING	2	
6-1	43750-87E01-OED	BRACKET, STEERING (L)	1	
6-2	43750-87E01-OEP	BRACKET, STEERING (L)	1	MODEL:02,03
6-3	43750-87D14-OED	BRACKET, STEERING (X)	1	
6-4	43750-87D14-OEP	BRACKET, STEERING (X)	1	MODEL:02,03
7	09380-38003	CIRCLIP	1	
8	09160-39001	WASHER (39.5X64X1.0)	2	
9	09181-39001	SHIM (T:0.3)	4	
10	09282-39001	OIL SEAL	1	
11	09140-10031	NUT	2	
12	09162-10005	LOCK WASHER	2	
13	48310-87D10	PAD, TRIM CYLINDER RAM	2	
14-1	41220-87D01-OED	LEVER, TILT LOCK	2	
14-2	41220-87D01-OEP	LEVER, TILT LOCK	2	MODEL:02,03
15	09443-08031	SPRING	2	
16	41240-87D02	ARM	2	
17	41225-94501	PIN, TILT LOCK SPRING	2	
18	41226-87D01	BUSHING	2	
19	41235-87D00	LINK, TILT LEVER SPRING ARM	2	
20	41250-87D01	ROD, TILT LEVER LINK	1	
21	41256-87D01	BUSHING	2	
22	41260-87D02	PLATE	1	
23	09140-08019	NUT	3	
24	09162-08007	LOCK WASHER	3	
25	09160-08082	WASHER (8.5X16X1.2)	2	

COLOR : OED (GRAY) OEP (BLACK)

FIG.46

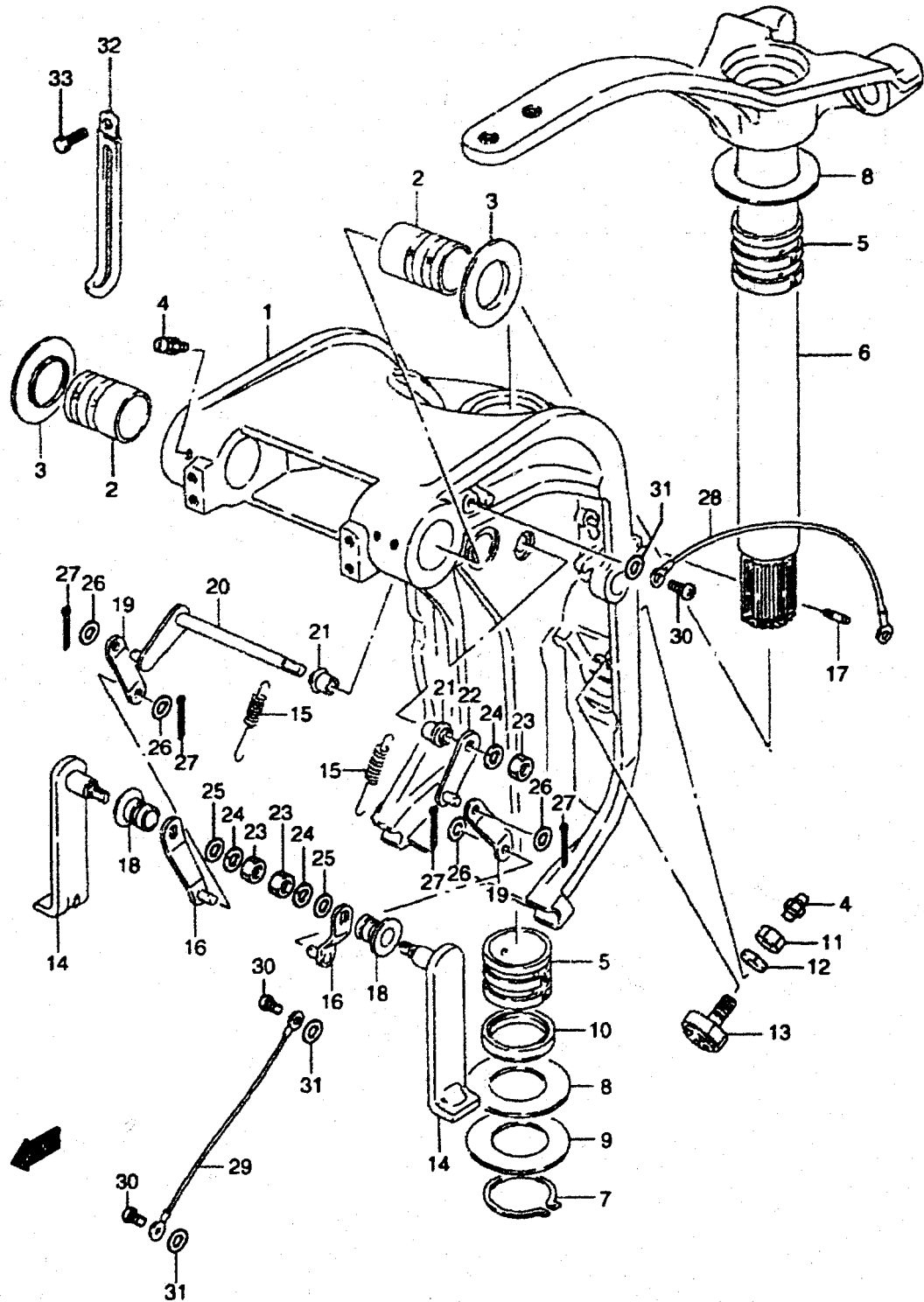
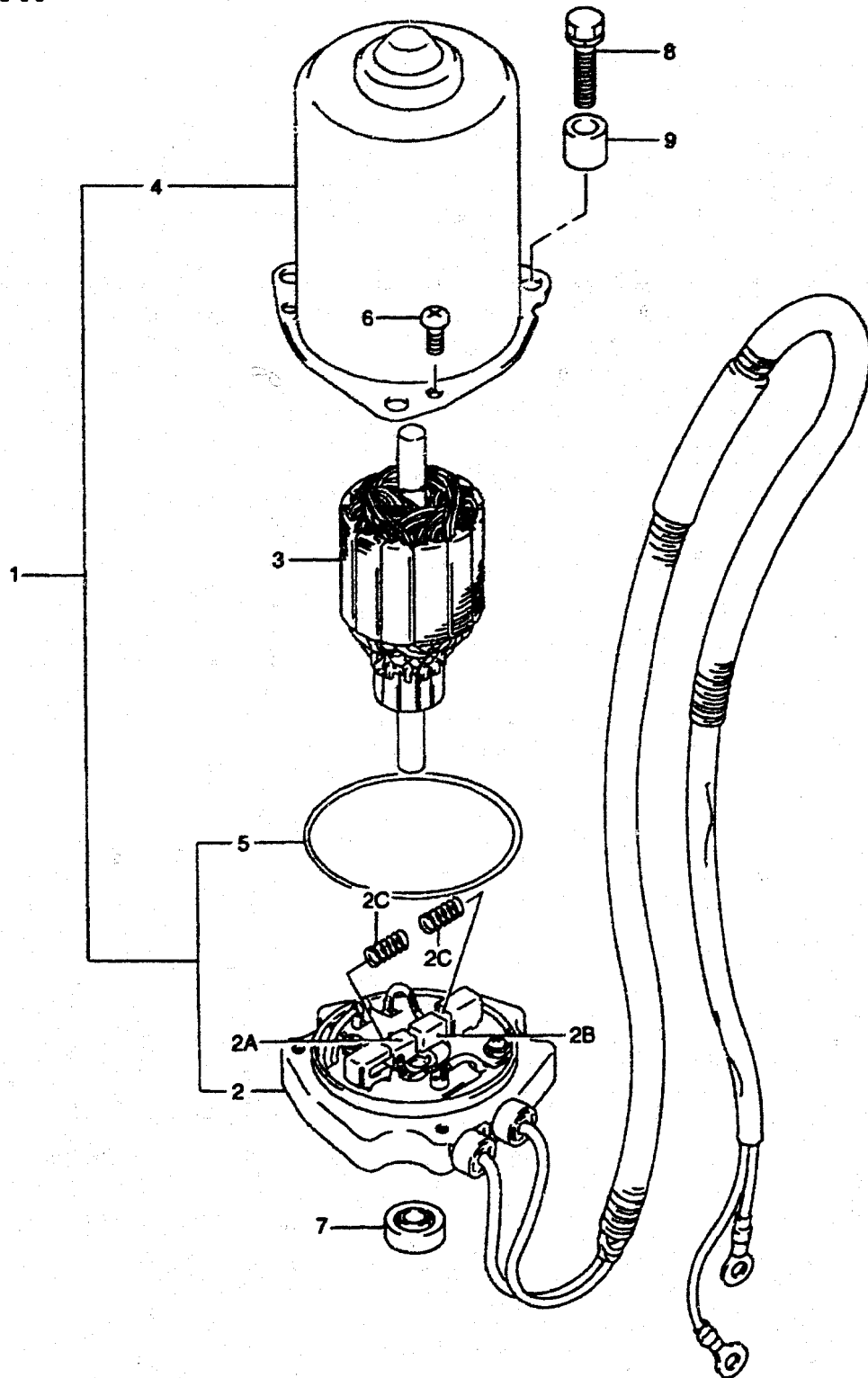


Fig.46 (G-4) SWIVEL BRACKET

Ref #	Part Number	Description	Qty	Remarks
26	09160-06082	WASHER (8.5X16X1.2)	4	
27	09204-01002	COTTER PIN	4	
28	36894-87D00	LEAD, CLAMP TO SWIVEL	1	
29-1	36895-87D01	LEAD, SWIVEL TO HOUSING (L)	1	
29-2	36895-87D10	LEAD, SWIVEL TO HOUSING (X)	1	
30	09125-06063	SCREW (6X10)	3	
31	09161-06120	WASHER	4	-MODEL:01
32	09404-06432	CLAMP, SPEEDOMETER HOSE (L:80)	2	
33	09100-06131	BOLT (6X12)	1	

FIG.47

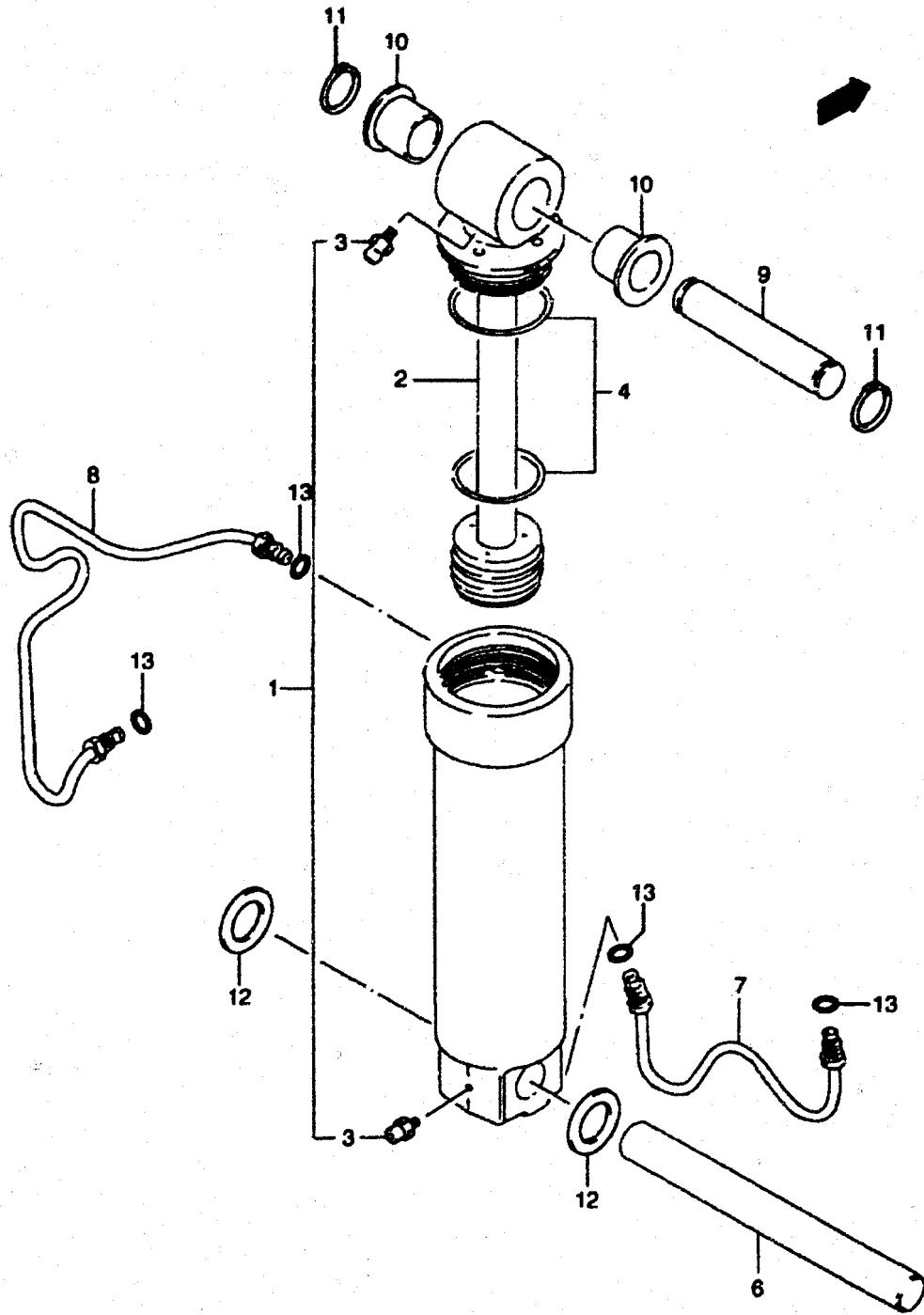
Fig.47 (G-5) PTT MOTOR



Ref #	Part Number	Description	Qty	Remarks
1-1	38100-92E00-0ED	MOTOR ASSY, PTT (GRAY)	1	
1-2	38100-92E00-0EP	MOTOR ASSY, PTT (BLACK)	1	MODEL:02,03
2	31173-92E00	.BRUSH HOLDER ASSY	1	
2A	31133-87D00	..BRUSH	1	
2B	31136-87D00	..BREAKER	1	
2C	31135-87D60	..SPRING	2	
3	31311-87D60	.ARMATURE	1	
4-1	31110-87D60-0ED	.YOKE ASSY (GRAY)	1	
4-2	31110-87D60-0EP	.YOKE ASSY (BLACK)	1	MODEL:02,03
5	31123-87D60	.O RING	1	
6	31111-87D60	.SCREW	3	
7	33799-94610	OIL SEAL	1	
8	09117-06039	BOLT (6X25)	3	
9	48863-87D00	SPACER	3	

FIG.48

Fig.48 (G-6) TILT CYLINDER



Ref #	Part Number	Description	Qty	Remarks
1-1	48400-87D10-0ED	TILT CYLINDER ASSY (GRAY)	1	
1-2	48400-87D10-0EP	TILT CYLINDER ASSY (BLACK)	1	MODEL:02,03
2	48401-87D10	.PISTON & PISTON ROD SUB ASSY	1	
3	22511-99010	.GREASE NIPPLE	2	
4	48405-87D00	.O RING SET	1	
6	48121-87D01	SHAFT, LOWER	1	
7	48710-87D00	PIPE, TILT INLET	1	
8	48720-87D01	PIPE, TILT OUTLET	1	
9	48321-87D02	SHAFT, TILT CYLINDER UPPER	1	
10	09306-17001	BUSHING	2	
11	09380-17009	SNAP RING	2	
12	48125-87D00	WASHER	2	
13	48588-87D00	O RING, PTT TUBE	4	

FIG.49

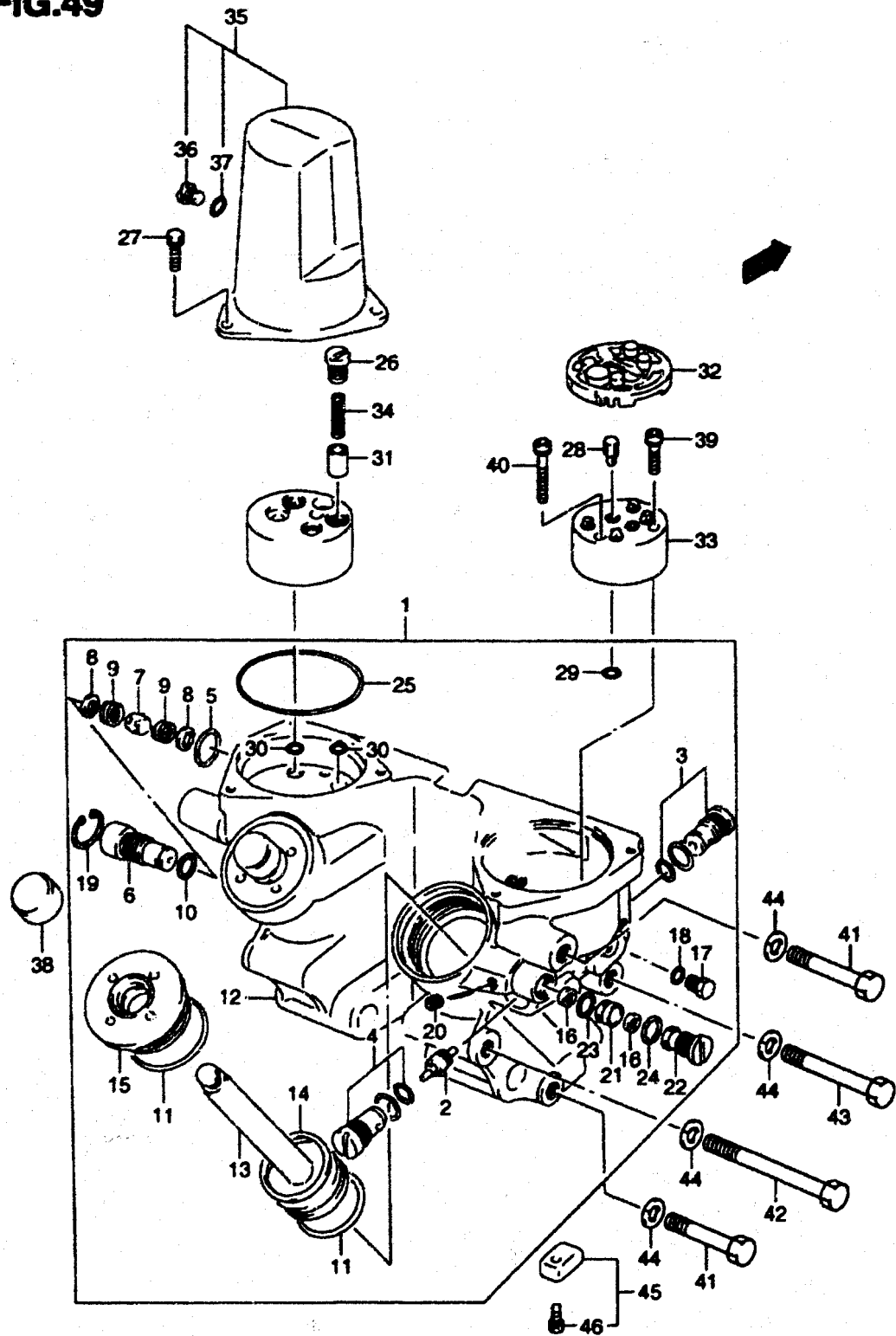


Fig.49 (G-7) MANIFOLD PTT

Ref #	Part Number	Description	Qty	Remarks
	48505-87D10	O RING SET, MANIFOLD	1	INC. REF. NO. 29, 30
1-1	48503-87D20-0ED	MANIFOLD SUB ASSY (GRAY)	1	
1-2	48503-87D20-0EP	MANIFOLD SUB ASSY (BLACK)	1	MODEL: 02, 03
2	48520-87D10	.SPOOL	1	
3	48530-87D10	.VALVE, MAIN CHECK	1	
4	48531-87D10	.VALVE, MAIN CHECK	1	
5	48682-87D00	.O RING	1	
6	48551-87D00	.PLUG, MANUAL VALVE	1	
7	48552-87D00	.VALVE, MANUAL VALVE	1	
8	48553-87D00	.SEAL WASHER	2	
9	48554-87D00	.SPRING	2	
10	48555-87D00	.O RING	1	
11	48605-87D00	.O RING SET	2	
12	48641-87D20	.MANIFOLD, PTT	1	
13	48610-87D01	.PISTON & RAM	2	
14	48615-87D00	.RING	2	
15	48630-87D00	.HEAD, TRIM	2	
16	48584-87D10	.FILTER	1	
17	48586-94500	.PLUG	2	
18	48588-87D00	.O RING	2	
19	48681-87D00	.RING, SNAP	1	
20	48691-87D00	.PLUG	1	
21	48851-87D10	.COLLAR, ORIFICE	1	
22	48852-87D00	.PLUG, ORIFICE	1	
23	48853-87D00	.O RING	1	
24	48854-87D00	.O RING, ORIFICE PLUG	1	
25	48505-87D10	.O RING	1	
26	48821-87D10	CASE, UPPER PRESS VALVE	1	
27	09117-06031	BOLT	3	
28	48583-87D10	JOINT, DRIVE	1	
29	48518-87D00	O RING	2	
30	48505-87D10	O RING SET	2	
31	48832-87D00	VALVE, PRESSURE	2	

FIG.49

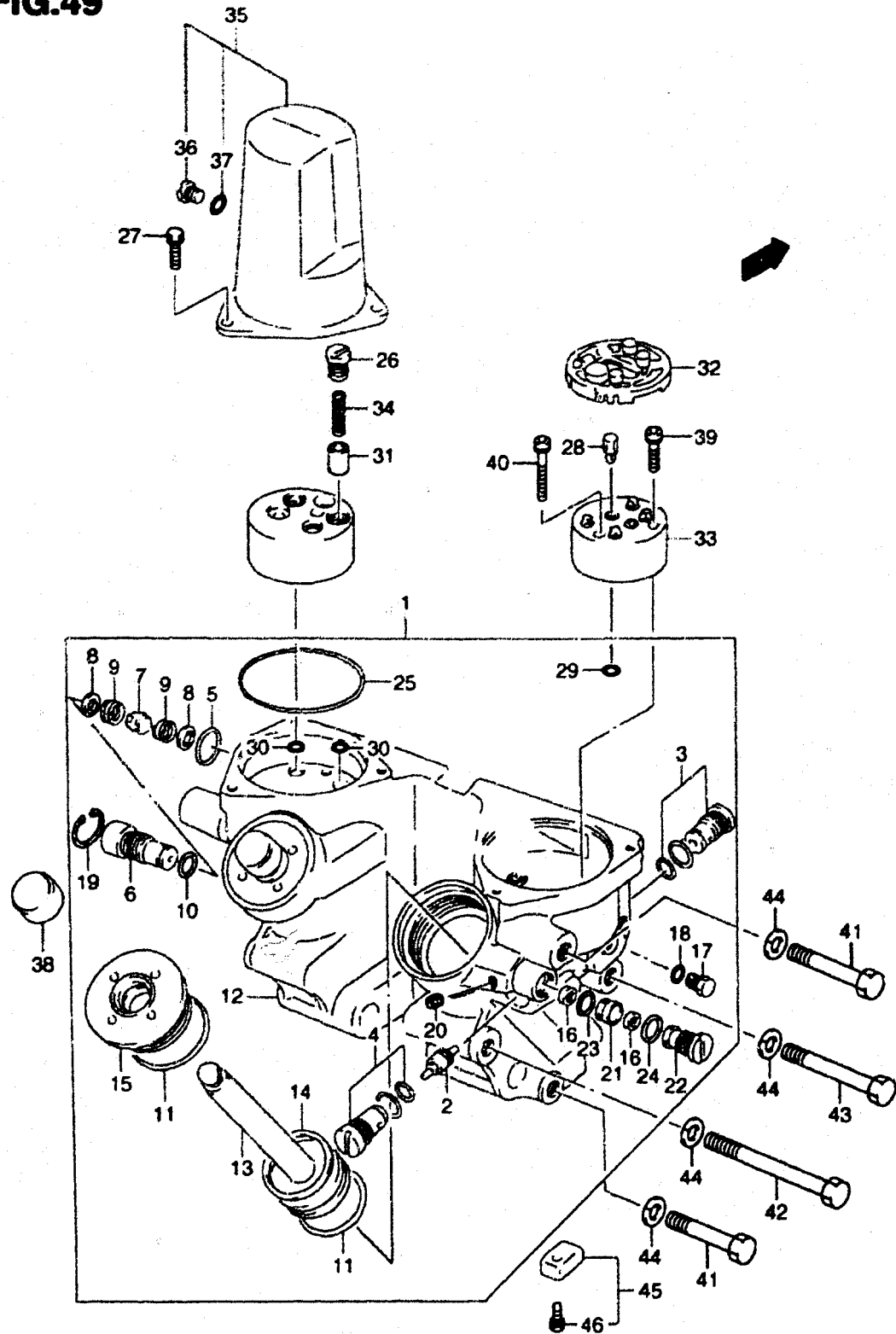


Fig.49 (G-8) MANIFOLD PTT

Ref #	Part Number	Description	Qty	Remarks
32	48582-87D10	FILTER, PUMP	1	
33	48510-87D20	PUMP ASSY, GEAR	1	
34	48823-87D00	SPRING	1	
35	48570-87D00	RESERVOIR	1	
36	09248-10008	. PLUG	1	
37	09280-08014	. O RING	1	
38	48660-87D01	END BLOCK, TRIM PAN	2	
39	48541-87D00	BOLT, PUMP ASSY	2	
40	48542-87D00	BOLT, PUMP ASSY	1	
41	09100-10155	BOLT (L:50)	4	
42	09100-10264	BOLT (L:80)	2	
43	09100-10208	BOLT (L:70)	2	
44	09162-10005	LOCK WASHER	8	
45	55320-95310	ZINC ASSY, PROTECTION	1	
46	09116-06094	. BOLT (6X16)	1	

FIG.50

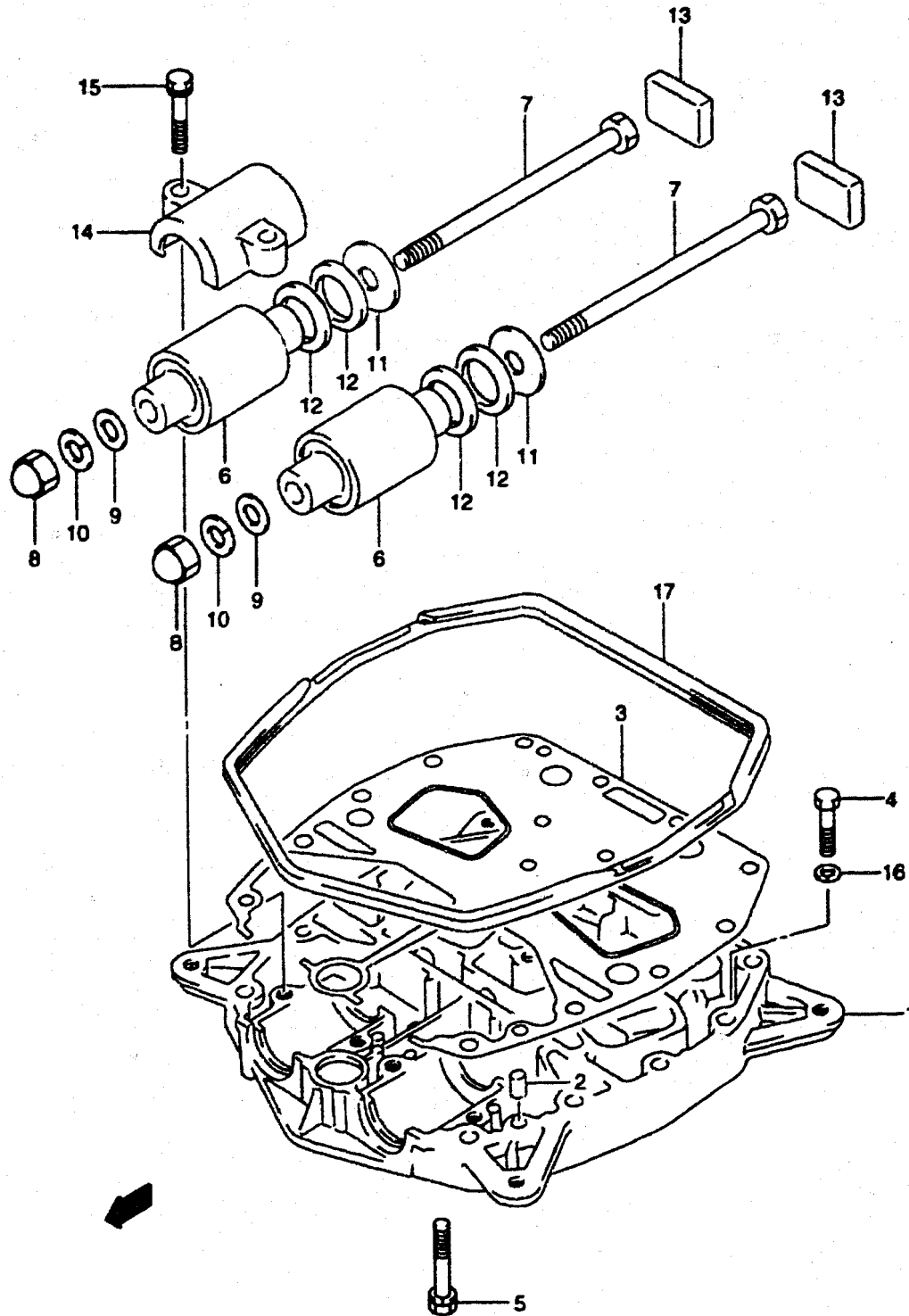


Fig.50 (G-9) ENGINE HOLDER

Ref #	Part Number	Description	Qty	Remarks
1-1	51111-87D00-0ED	HOLDER, ENGINE (GRAY)	1	
1-2	51111-87D00-0EP	HOLDER, ENGINE (BLACK)	1	MODEL:02,03
2	09202-08006	PIN	2	
3	51211-87D30	GASKET, ENGINE HOLDER	1	
4	09100-08224	BOLT, ENGINE HOLDER REAR	2	8X35
5	09117-08038	BOLT, ENGINE HOLDER FWD	2	8X45
6	54130-87D10	MOUNT, UPPER	2	
7	09100-12048	BOLT (12X163)	2	
8	09145-12004	NUT, UPPER MOUNT BOLT	2	
9	09160-12066	WASHER, UPPER MOUNT BOLT	2	12.5X22X2.50
10	09162-12005	WASHER, UPPER MOUNT LOCK	2	12.2X21.5X3.0
11	09160-12075	WASHER, REVERSE STOPPER UPPER	2	12X42X4
12	54121-87D00	STOPPER, UPPER THRUST	4	
13	54125-87D00	MOUNT, UPPER REAR	2	
14	54137-87D00	COVER, UPPER MOUNT	2	
15	09117-10034	BOLT, UPPER MOUNT COVER	4	10X45
16	09169-08038	WASHER SEAL (8.3X15.0X3.0)	2	
17	61113-87D01	SEAL, ENGINE LOWER	1	

FIG.51

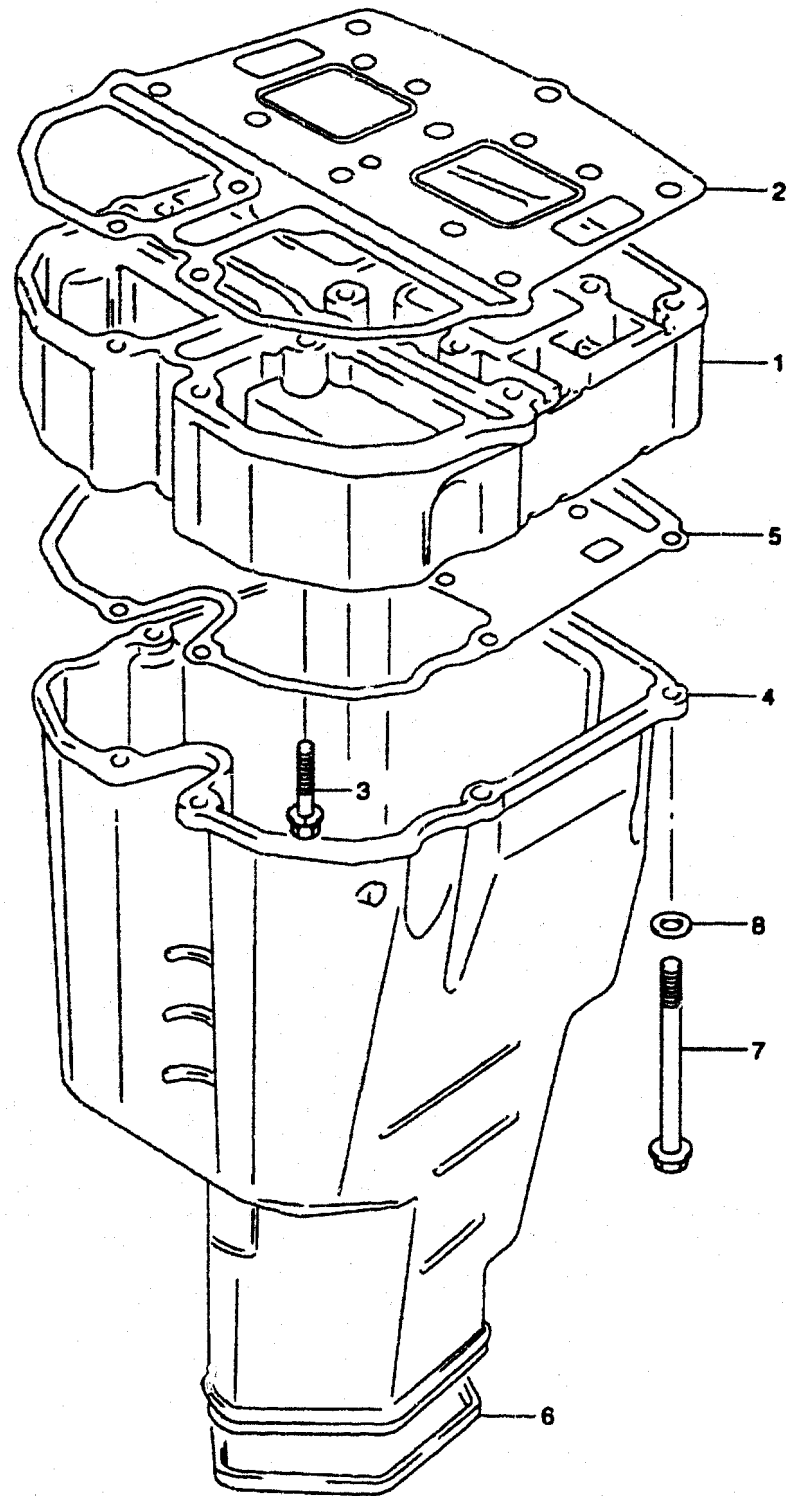


Fig.51 (G-10) EXHAUST MANIFOLD

Ref #	Part Number	Description	Qty	Remarks
1	52211-87D00	MANIFOLD, EXHAUST	1	
2	52231-87D30	GASKET, EXHAUST MANIFOLD	1	
3	09117-06037	BOLT (6X35)	2	
4	52311-87D00	HOUSING, EXHAUST TUBE	1	
5	52331-87D30	GASKET, EXHAUST TUBE HOUSING	1	
6	52332-87D00	SEAL, EXHAUST TUBE HOUSING	1	
7	09103-08191	BOLT (8X90)	7	
8	09169-08038	WASHER, SEAL (8.3X15X3.0)	7	

FIG.52

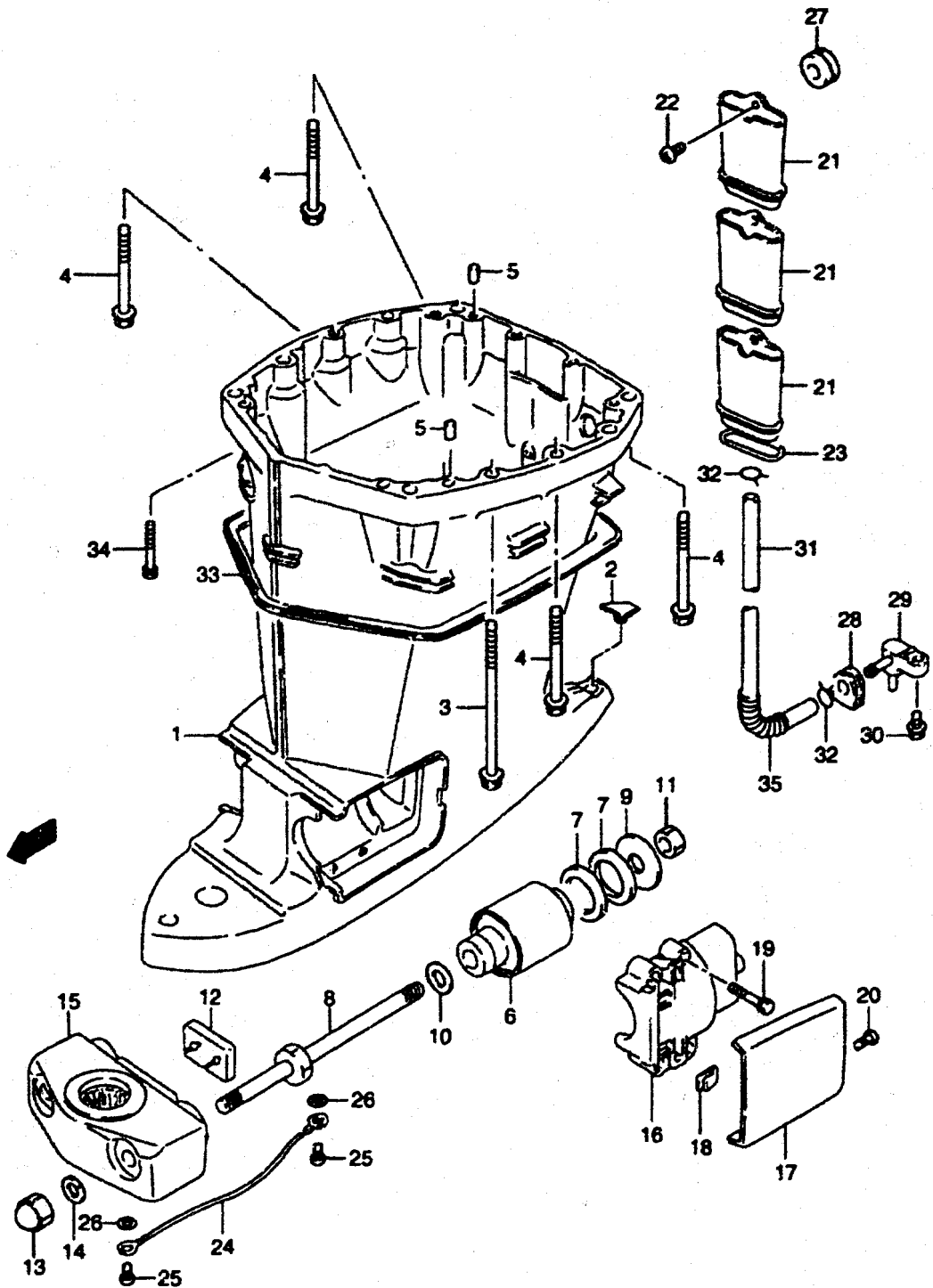


Fig.52

(G-11)

DRIVESHAFT HOUSING

Ref #	Part Number	Description	Qty	Remarks
1-1	52111-87D05-0ED	HOUSING, DRIVE SHAFT (L)	1	
1-2	52111-87D05-0EP	HOUSING, DRIVE SHAFT (L)	1	MODEL:02,03
1-3	52111-87D15-0ED	HOUSING, DRIVE SHAFT (X)	1	
1-4	52111-87D15-0EP	HOUSING, DRIVE SHAFT (X)	1	MODEL:02,03
2	52115-87D01	CAP	1	
3	09118-10039	BOLT (L:130)	6	
4	09118-10050	BOLT (L:90)	4	
5	09202-08006	PIN	2	
6	54160-87D10	MOUNT, LOWER	2	
7	54165-87D00	DAMPER, REVERSE STOPPER LOWER	4	
8	54166-87D10	BOLT, LOWER MOUNT	2	
9	09160-14039	WASHER (14.2X32X3.0)	2	
10	09160-14040	WASHER (14.2X50X4.0)	2	
11	09140-14030	NUT	2	
12	54151-87D00	MOUNT, LOWER THRUST	1	
13	09145-14001	NUT	2	
14	09162-14004	LOCK WASHER (14.2X24.5X3.50)	2	
15-1	54211-87D02-0ED	BRACKET, LOWER MOUNT	1	
15-2	54211-87D02-0EP	BRACKET, LOWER MOUNT	1	MODEL:02,03
16-1	54221-87D01-0ED	COVER, LOWER MOUNT	2	
16-2	54221-87D01-0EP	COVER, LOWER MOUNT	2	MODEL:02,03
17-1	54222-87D00-0ED	CAP, LOWER MOUNT COVER	2	
17-2	54222-87D00-0EP	CAP, LOWER MOUNT COVER	2	MODEL:02,03
18	54223-87D01	SPRING	4	
19	09117-08056	BOLT (L:40)	8	
20	09126-06008	SCREW (6X16)	2	
21	52123-87D00	TUBE, OVER FLOW	3	
22	09125-06069	SCREW (6X12)	1	
23	09280-45004	O RING	1	
24	36895-87D01	LEAD, BRACKET TO HOUSING	1	
25	09125-06063	SCREW, LEAD	1	
26	09161-06120	WASHER	1	-MODEL:01

COLOR : 0ED (GRAY)

FIG.52

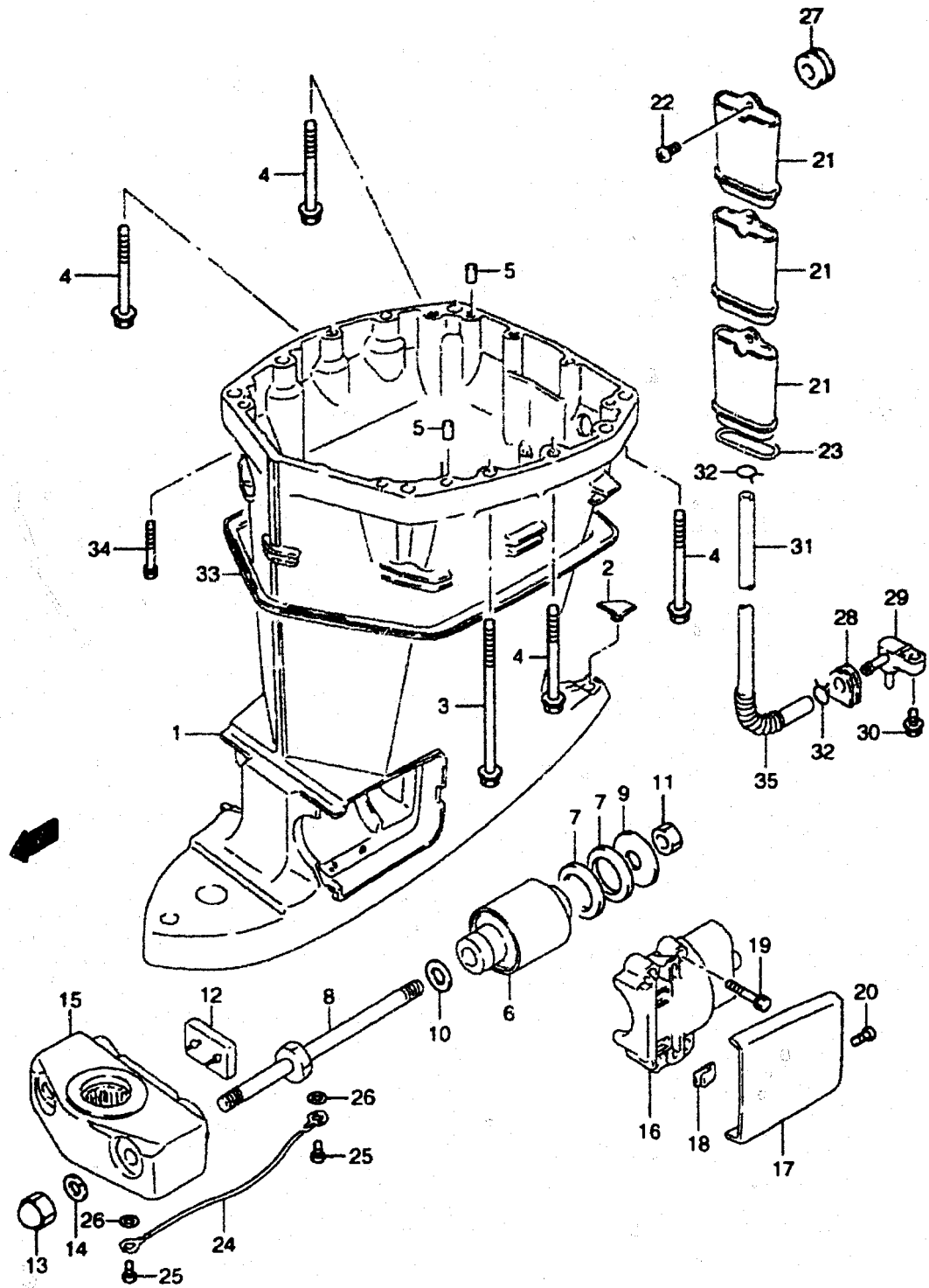


Fig.52 (G-12) DRIVESHAFT HOUSING

Ref #	Part Number	Description	Qty	Remarks
27	52341-87D00	GROMMET, DRAIN HOSE NO.1	1	
28	52342-87D00	GROMMET, DRAIN HOSE NO.2	1	
29	52343-87D01	CONNECTOR, DRAIN HOSE	1	
30	09118-06093	BOLT (6X25)	1	
31-1	09355-70125-600	HOSE (L) (7X12X600)	1	L:600->530
31-2	09355-70125-00B	HOSE (X) (7X12X2000)	1	L:2000->660
32	09401-11403	CLIP	2	
33	61134-87D00	SEAL, ENGINE HOLDER COVER	1	
34	09117-08038	BOLT (8X45)	2	
35	09440-13048	SPRING, HOSE COVER	1	

FIG.53

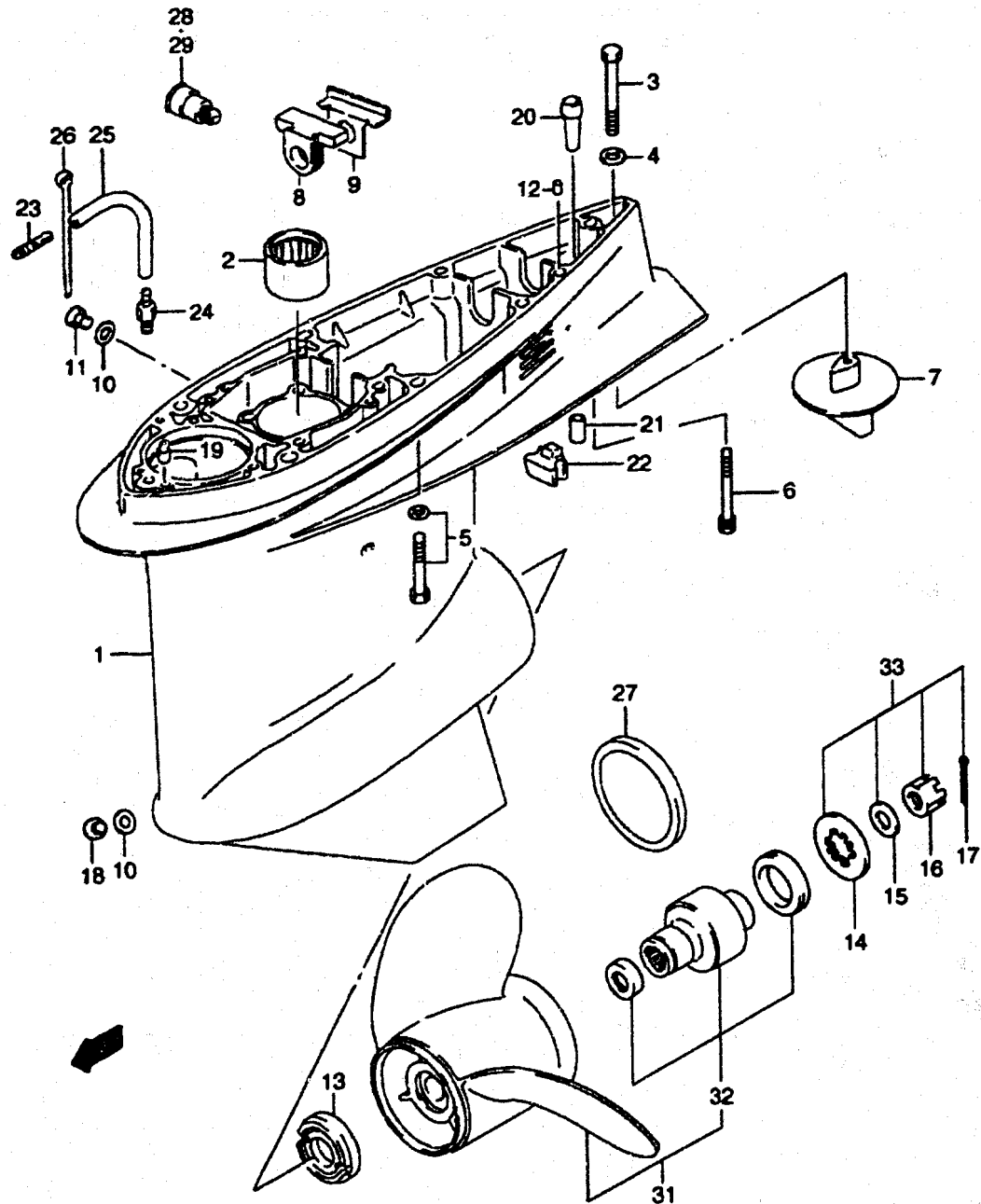


Fig.53 (G-13) GEAR CASE

Ref #	Part Number	Description	Qty	Remarks
1-1	55110-87D21-0ED	CASE ASSY, GEAR (GRAY)	1	DT150 (S) ,200,225
1-2	55110-87D21-0EP	CASE ASSY, GEAR (BLACK)	1	DT150,150S,225 MODEL:02,03
1-3	55110-88D01-0ED	CASE ASSY, GEAR (GRAY)	1	DT150G,200G,225G COUNTER ROTATION
1-4	55110-88D01-0EP	CASE ASSY, GEAR (BLACK)	1	DT150G,200G,225G COUNTER ROTATION MODEL:02,03
2	09263-28026	.BEARING, PINION	1	
3	09100-10253	BOLT (10X65)	1	
4	09160-10082	WASHER (10.5X19X2.0)	1	
5	09117-10038	BOLT (L:55)	6	
6	09117-10039	BOLT (L:80)	1	
7	55120-87801	TRIM TAB SET	1	
8-1	55332-87D00	RUBBER, EXHAUST SEAL	1	DT150 (G) , 200 (G) ,225 (G)
8-2	55332-87D10	RUBBER, EXHAUST SEAL	1	DT150STC
9-1	55333-87D02	PLATE, EXHAUST SEAL	1	DT150 (G) , 200 (G) ,225 (G)
9-2	55333-87D10	PLATE, EXHAUST SEAL	1	DT150STC
10	09168-10022	GASKET	2	
11	09248-10008	PLUG, DRAIN	1	
12	09202-08006	PIN	2	
13-1	57632-87D31	STOPPER (OD:61,T:24)	1	
13-2	57632-87D10	STOPPER (OD:61,T:24)	1	OPT
14-1	57633-87D30	SPACER (OD:63,T:6)	1	
14-2	57633-87D10	SPACER (OD:50,T:22.2)	1	OPT
15	09160-18028	WASHER	1	
16	09141-18005	NUT	1	
17	09204-03003	COTTER PIN	1	
18	55128-87D00	PLUG, DRAIN	1	
19	09209-08019	PIN	1	
20	55118-87D00	GROMMET, GEAR CASE	1	
21	55119-87D10	PIPE, WATER DRAIN	1	
22	55116-87D01	PLUG, GEAR CASE	1	OPT
23	55127-87D00	UNION, SPEEDOMETER HOSE	1	
24	09362-09008	NIPPLE	1	

FIG.53

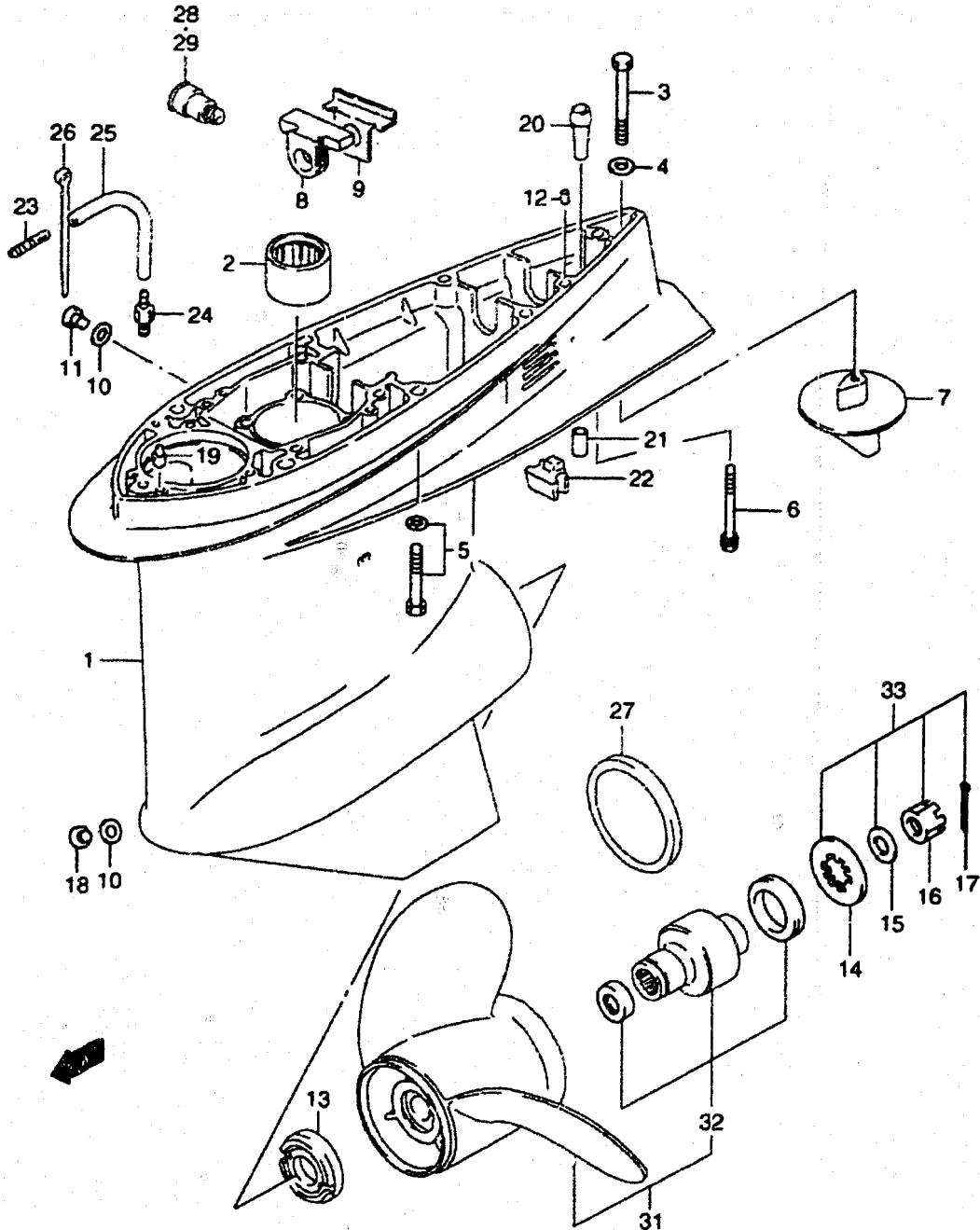


Fig.53 (G-14) GEAR CASE

Ref #	Part Number	Description	Qty	Remarks
25	09355-40805-00B	HOSE (4X8X2000)	1	L:2000->890
26	09407-14407	CLAMP	3	
27	58161-87D01	SEAL RING, PROPELLER	1	OPT
28	58181-95200	ATTACHMENT, FLUSH HOSE	1	OPT
29	55182-95200	ATTACHMENT, FLUSH HOSE	1	OPT
30	25700-87D00	KIT, GEAR CASE RE-SEALING	1	OPT,NOT SHOWN
31-1	58200-92E01	PROPELLER (3X14-1/4X18)	1	NOT FOR U.S. MARKET
31-2	58200-92E11	PROPELLER (3X14-1/4X20)	1	NOT FOR U.S. MARKET
31-3	58200-92E21	PROPELLER (3X14-1/4X22)	1	NOT FOR U.S. MARKET
31-4	58200-92E31	PROPELLER (3X14-1/4X24)	1	NOT FOR U.S. MARKET
31-5	58200-92E40	PROPELLER (3X14-1/4X26)	1	OPT
31-6	58200-92E41	PROPELLER (3X14-1/4X26)	1	NOT FOR U.S. MARKET OPT,MODEL:00~03
31-7	58200-92E50	PROPELLER (3X14-1/4X28)	1	OPT
31-8	58200-92E51	PROPELLER (3X14-1/4X28)	1	NOT FOR U.S. MARKET OPT,MODEL:00~03
31-9	58200-92E61	PROPELLER (3X14-1/4X16)	1	NOT FOR U.S. MARKET
31-10	58200-88D51	PROPELLER (3X14-1/4X18)	1	OPT,COUNTER ROTATION NOT FOR U.S. MARKET
31-11	58200-88D61	PROPELLER (3X14-1/4X20)	1	OPT,COUNTER ROTATION NOT FOR U.S. MARKET
31-12	58200-88D71	PROPELLER (3X14-1/4X22)	1	OPT,COUNTER ROTATION NOT FOR U.S. MARKET
31-13	58200-88D81	PROPELLER (3X14-1/4X24)	1	OPT,COUNTER ROTATION NOT FOR U.S. MARKET
31-14	58200-88D91	PROPELLER (3X14-1/4X26)	1	OPT,COUNTER ROTATION NOT FOR U.S. MARKET
32	58105-87D11	.BUSHING SET, PROPELLER	1	
33	57630-92E00	KIT, PROPELLER NUT	1	OPT

REFER TO THE ACCESSORY CATALOG FOR U.S. PROP APPLICATIONS

FIG.54

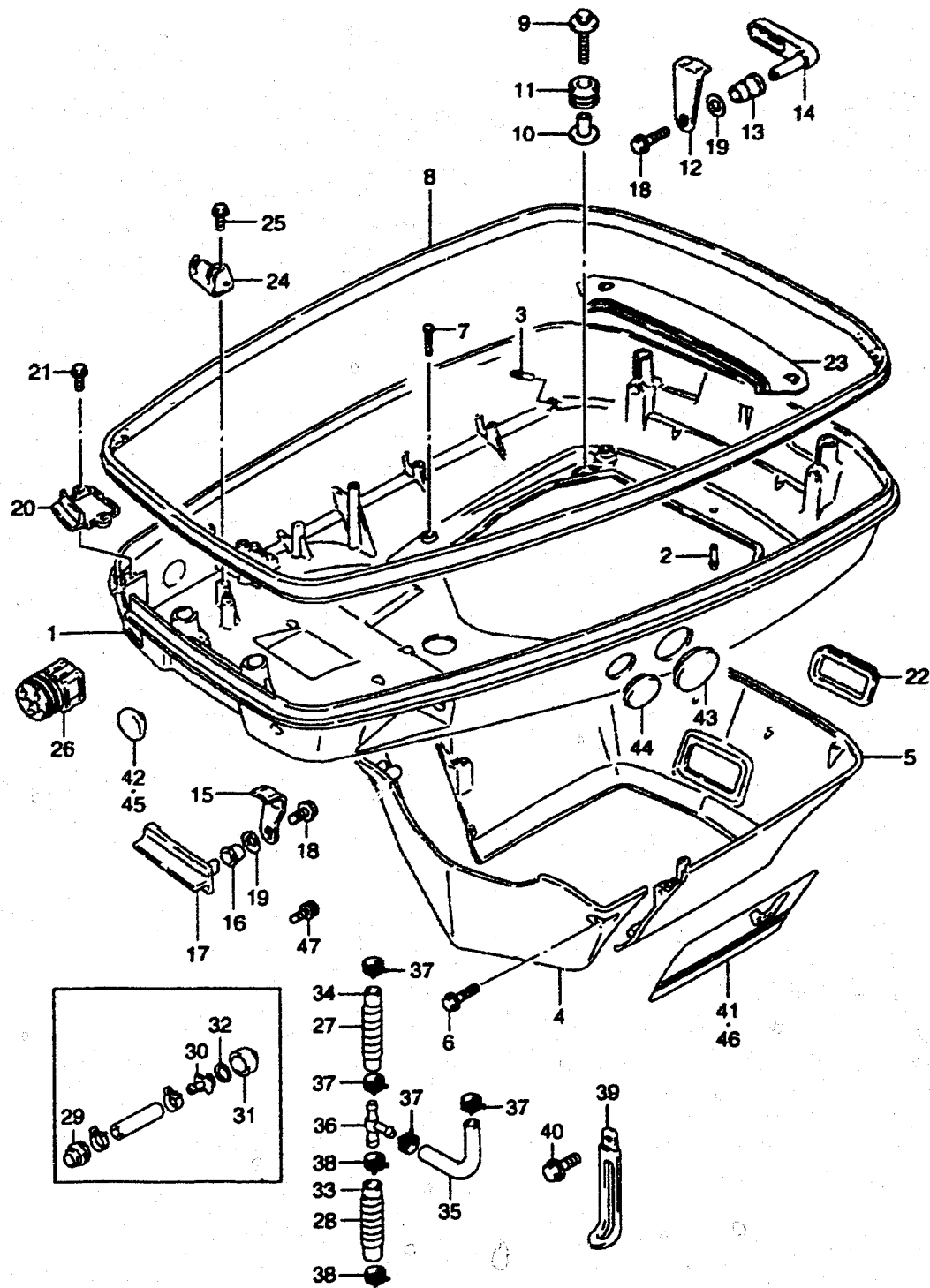


Fig.54 (H-2) LOWER COVER

Ref #	Part Number	Description	Qty	Remarks
1-1	61101-87D12-0ED	COVER SET, LOWER	1	
1-2	61101-87D12-0EP	COVER SET, LOWER	1	MODEL:02,03
2	61155-87D00	.TUBE, WATER DRAIN	1	
3	61155-94500	.TUBE, WATER INSP	1	
4-1	61131-87D00-0ED	COVER, ENGINE HOLDER FRONT	1	
4-2	61131-87D00-0EP	COVER, ENGINE HOLDER FRONT	1	MODEL:02,03
5-1	61141-87D00-0ED	COVER, ENGINE HOLDER REAR	1	
5-2	61141-87D00-0EP	COVER, ENGINE HOLDER REAR	1	MODEL:02,03
6	09128-06072	BOLT (L:30)	2	FRONT
7	09128-06072	BOLT (L:30)	4	REAR
8	61112-87D00	SEAL, LOWER COVER UPPER	1	
9	09118-08127	BOLT, LOWER COVER	4	8X40
10	09169-08039	WASHER, LOWER COVER	4	8.5X30.1.5
11	09320-11013	CUSHION	4	
12	61631-87D01	HOOK, REAR	2	
13	09307-13002	BUSH	2	
14-1	61633-87D03-0ED	LEVER, REAR	2	
14-2	61633-87D03-0EP	LEVER, REAR	2	MODEL:02,03
15	61641-87D00	HOOK, FRONT	1	
16	09307-13003	BUSH	1	
17-1	61633-90J00-0ED	LEVER, FRONT	1	
17-2	61633-95204-0EP	LEVER, FRONT	1	MODEL:02
17-3	61645-90J00-0EP	LEVER, FRONT	1	MODEL:03
18	09116-06127	BOLT (L:12)	3	
19	09164-14008	WAVE WASHER (14.5X20X0.3)	3	
20	61125-87D10	PLATE, CABLE GROMMET	1	
21	09116-06106	BOLT (L:20)	2	
22	61142-87D00	GROMMET	1	
23	61138-87D00	COVER, WATER	1	
24	67341-87D02	HOLDER, REMOCON CABLE	1	
25	09116-06094	BOLT (L:15)	2	
26	61124-87D11	GROMMET, CABLE	1	

COLOR : 0ED (GRAY) 0EP (BLACK)

FIG.54

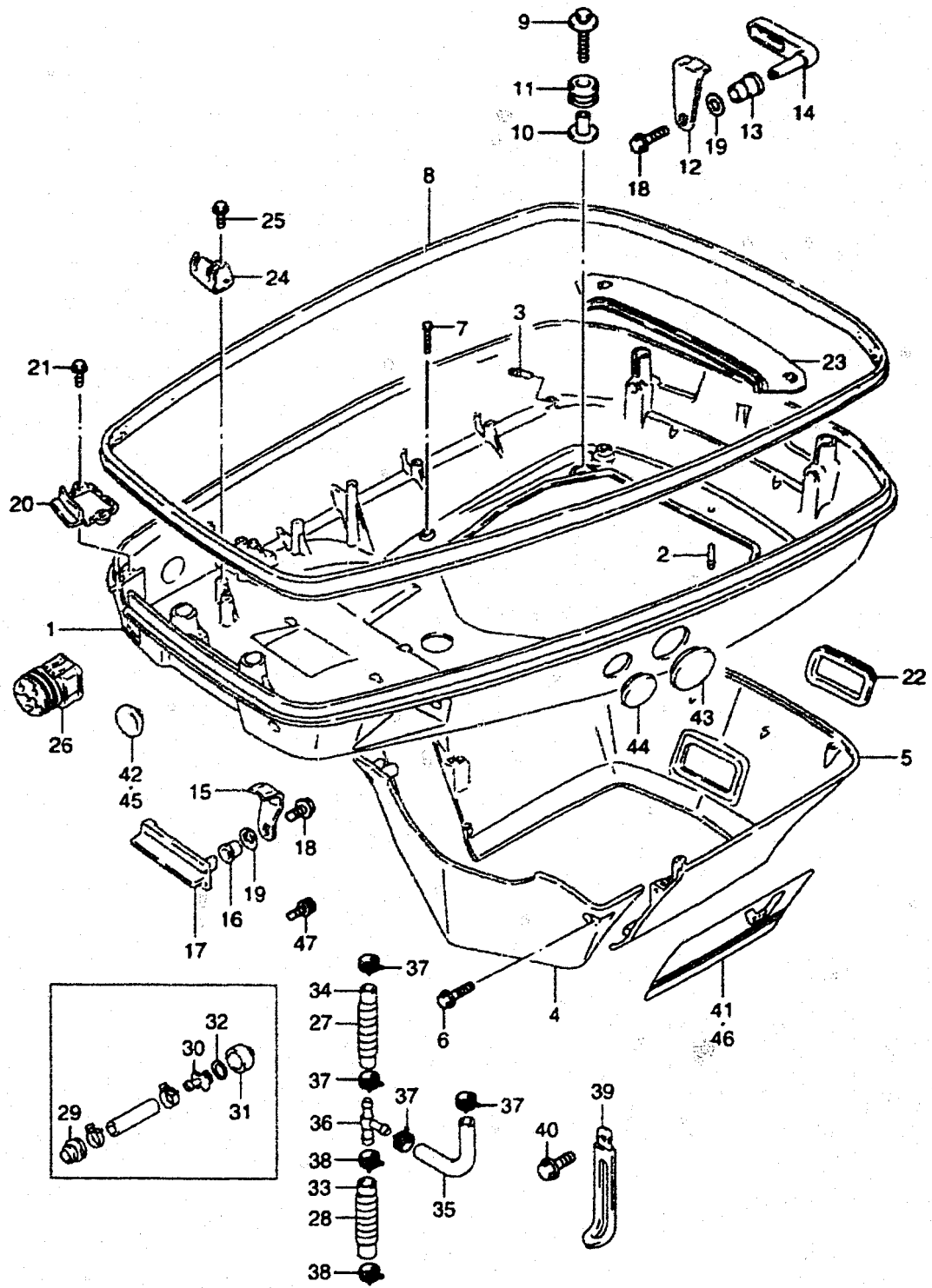


Fig.54 (H-3) LOWER COVER

Ref #	Part Number	Description	Qty	Remarks
27	16911-92E20	PROTECTOR	1	L:540->180
28	16911-92E20	PROTECTOR	1	L:540->290
29	17911-94611	GROMMET, FLUSH CONNECTOR	1	
30	17912-94610	CONNECTOR, FLUSH HOSE	1	
31	17913-94610	PLUG, FLUSH CONNECTOR	1	
32	09280-19006	O RING	1	
33	09355-70125-600	HOSE (JOINT TO L CYL)	1	L:600->100
34	09355-70125-600	HOSE (JOINT TO R CYL)	1	L:600->260
35	09355-90145-600	HOSE (CONN TO JOINT)	1	L:600->400
36	09367-10002	JOINT, HOSE	1	
37	09401-11407	CLIP	4	
38	09401-13416	CLIP	2	
39-1	09404-06432	CLAMP	2	
39-2	09404-08206	CLAMP	1	
40	02162-06127	BOLT	1	
41-1	61221-92E30	DECAL, LOWER COVER STBD	1	MODEL:02,03
41-2	61231-92E30	DECAL, LOWER COVER PORT	1	MODEL:02,03
42	09250-21003	PLUG, IGN SW	1	OPT
43	09250-30003	CAP, OIL WARNING SW	1	OPT
44	09250-40002	CAP, TILT SW	1	OPT
45	09250-14006	PLUG	1	OPT
46	61240-92E20-ASL	DECAL SET	1	OPT ~MODEL:01
47	17917-94600	CONNECTOR, FRUSH HOSE	1	OPT

COLOR : ASL(019/1RR/28V)
 019(BLACK)
 1RR(GOLD)
 28V(RED)

FIG.59

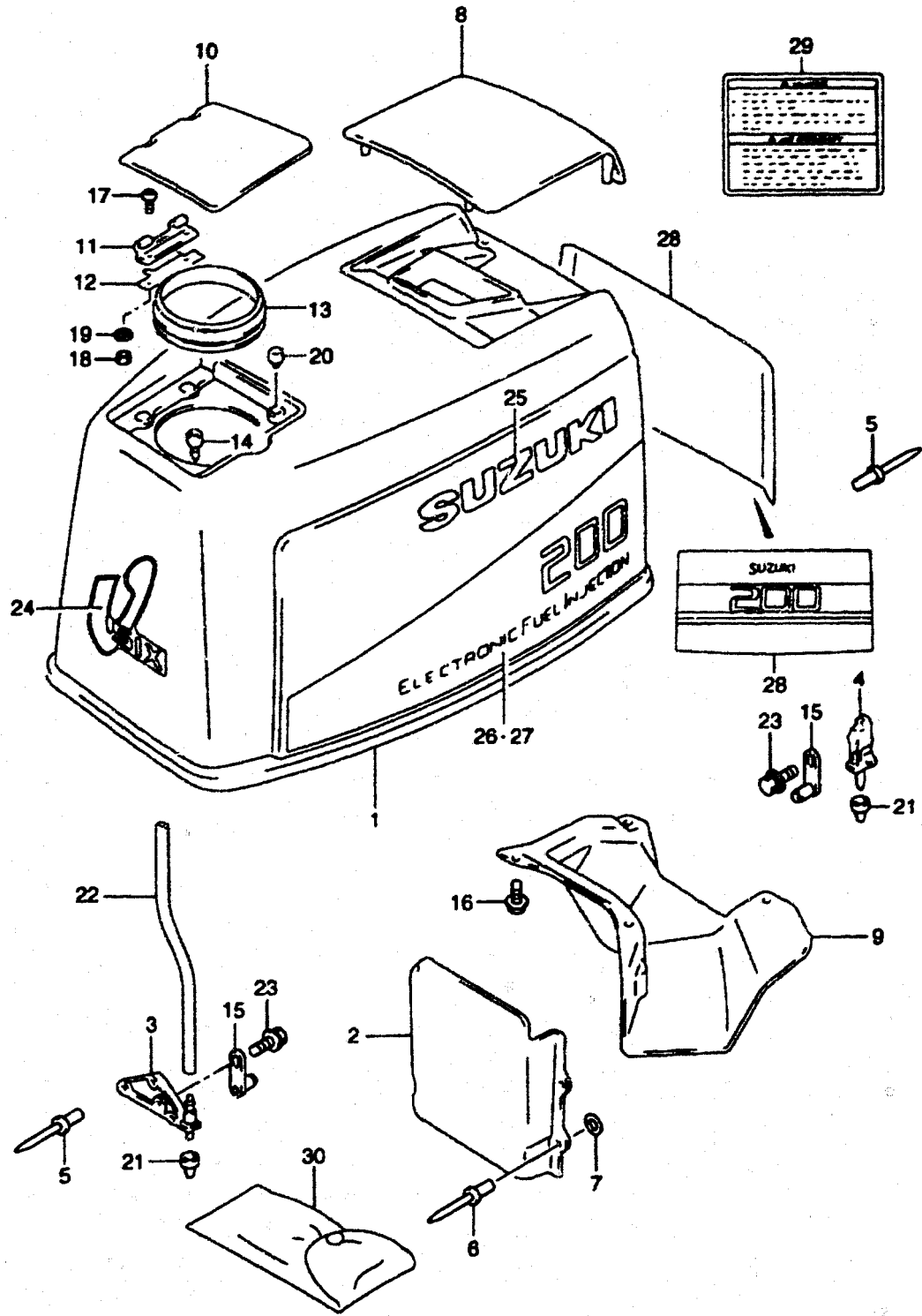


Fig.59

(H-10)

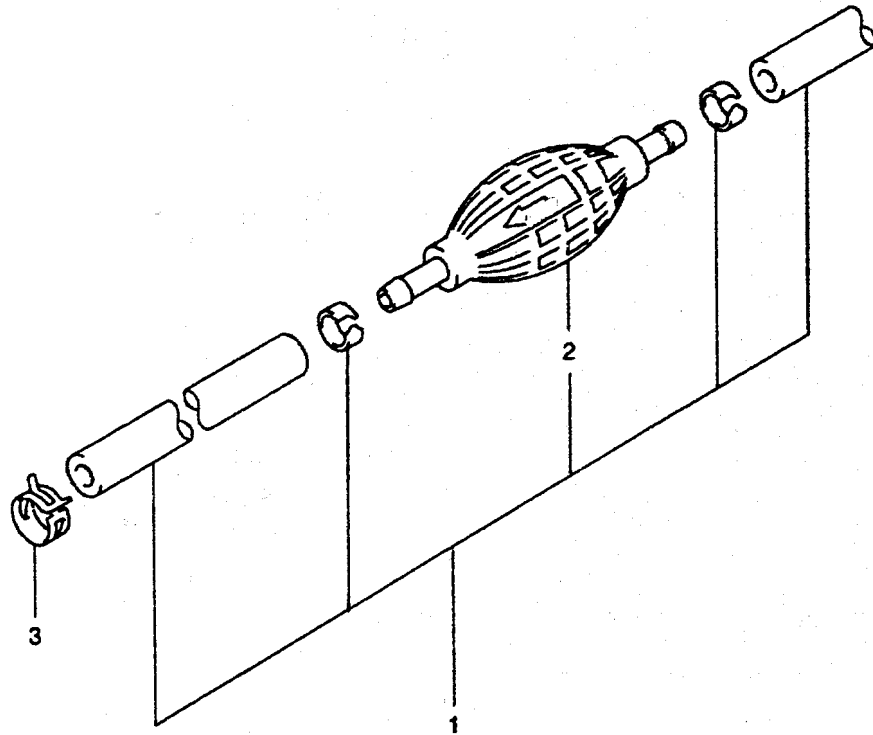
ENGINE COVER (DT200TC,200G)

Ref #	Part Number	Description	Qty	Remarks
1	61410-87852-0ED	ENGINE COVER SET	1	
2	61475-87D01	.GUIDE, AIR INTAKE INNER	1	
3	61621-87D02	.BRACKET, FASTENER FRONT	1	
4	61644-87D01	.BRACKET, FASTENER REAR	2	
5	09229-04032	.RIVET, FASTENER BRACKET	9	
6	09229-04032	.RIVET	4	
7	08322-01057	.WASHER	4	
8	61431-87D01-0ED	.COVER, AIR INTAKE	1	
9	61433-87D01	.COVER, AIR INTAKE INNER	1	
10	61481-87D00-0ED	.LID, OIL TANK FILLER	1	
11	61482-94400	.HINGE, OIL FILLER LID	1	
12	61485-94400	.SPRING, OIL FILLER LID	1	
13	61491-87D01	.SEAL, OIL FILLER LID	1	
14	61495-87D00	.DRAIN	1	
15	61610-95514	.FASTENER	3	
16	02162-06167	.BOLT	4	
17	09125-05046	.SCREW	2	
18	09140-05005	.NUT	2	
19	09160-05024	.WASHER	2	
20	09321-05019	.CUSHION	2	
21	09329-10022	.CUSHION	4	
22	09352-50903-600	.HOSE	1	L: 600->350
23	02162-06127	.BOLT	3	
24	61422-92E20-ASM	.MARK, EMBLEM FR	1	
25	68111-42031-1RR	.MARK, SUZUKI	2	
26	61443-88D60	.DECAL, STBD	1	
27	61453-88D60	.DECAL, PORT	1	
28	61463-88D60	.DECAL, REAR	1	
29	61581-98620	MARK, SAFETY WARNING	1	
30	09800-01001	TOOL SET	1	

COLOR : 0ED (GRAY) 019 (BLACK)
 1RR (GOLD) 28V (RED)
 ASM (019/1RR/28V/0ED)

FIG.62

Fig.62 (I-2) FUEL HOSE



Ref #	Part Number	Description	Qty	Remarks
1	65700-87D70	HOSE, FUEL	1	
2	65770-87D00	.PUMP, SQUEEZE	1	
3-1	09401-13409	CLIP	2	
3-2	09401-13414	CLIP	2	MODEL:99-03

FIG.63

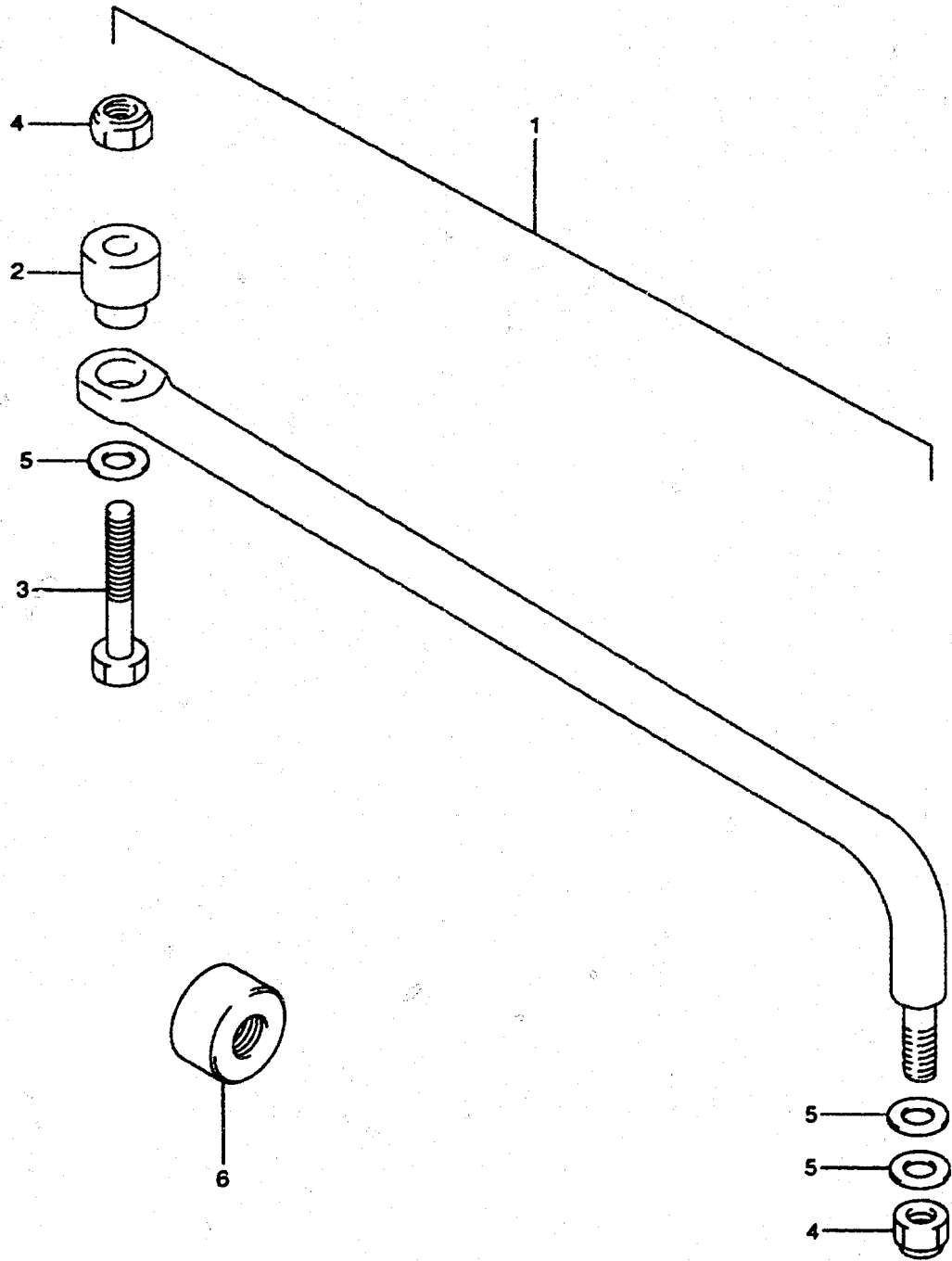


Fig.63 (I-3) TIE ROD

Ref #	Part Number	Description	Qty	Remarks
1	67701-87D01	DRAG LINK ASSY	1	
2	67721-99E00	.SPACER	1	
3	67725-99E10	.BOLT	1	
4	67726-99E00	.NUT	2	
5	67728-99E00	.WASHER	4	
6	41161-94400	.SEAL, STEERING CABLE	1	

FIG.64

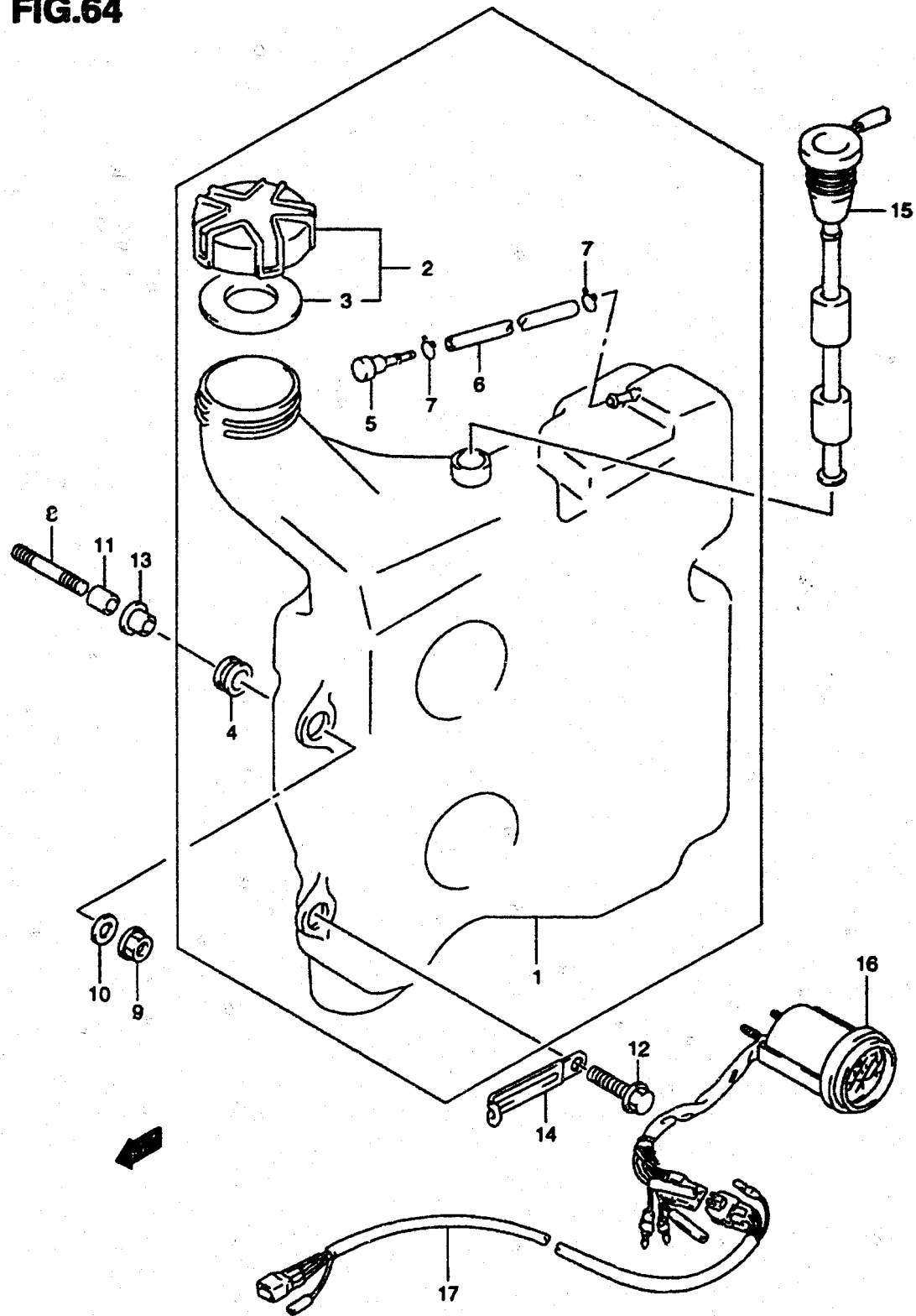


Fig.64 (I-4) OIL TANK (DT150(S/G),200(G))

Ref #	Part Number	Description	Qty	Remarks
1	69100-92E10	TANK SET, OIL	1	
2	69200-87D05	.CAP ASSY, OIL TANK	1	
3	69241-87D20	..GASKET	1	
4	09320-12027	.CUSHION	3	
5	69221-94700	.AIR-VENT	1	
6	09352-50903-600	.HOSE	1	L: 600->250
7	09401-08410	.CLIP	2	
8	01421-08853	STUD BOLT	1	
9	09159-08104	NUT	1	
10	09160-08081	WASHER	1	
11	09180-08211	SPACER	1	
12	09116-08101	BOLT (8X30)	2	
13	09169-08042	WASHER	3	
14	09404-06432	CLAMP	1	
15	34860-87D21	SENSOR ASSY, OIL LEVEL	1	
16	34700-92E11	MONITOR GAUGE	1	
17-1	36660-95610	WIRE, MONITOR GAUGE	1	L:7200
17-2	36660-92E90	WIRE, MONITOR GAUGE	1	OPT

REFER TO FIG.65 (I-5) FOR DT225,225G

FIG.66

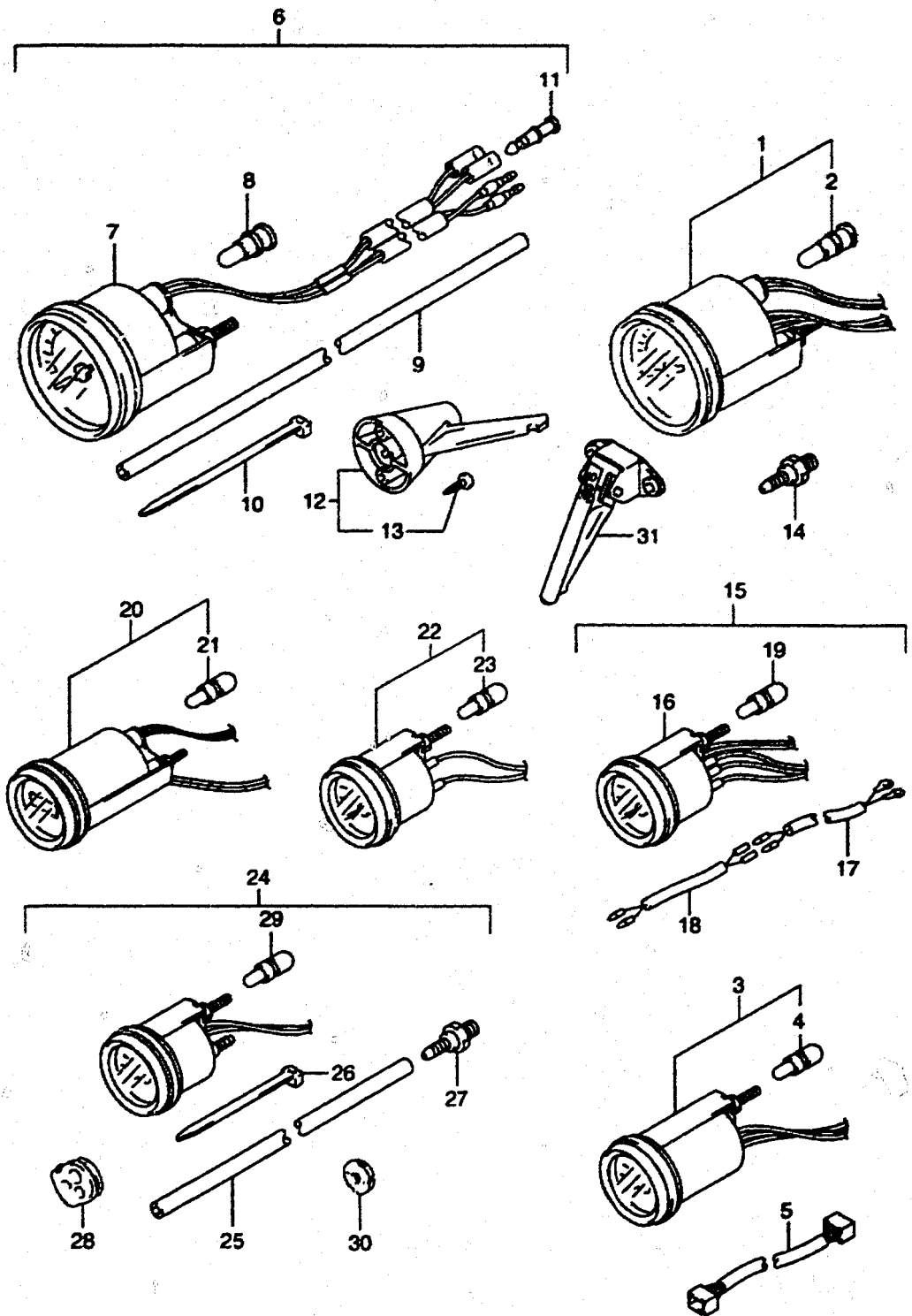


Fig.66 (J-2) OPT:METER

Ref #	Part Number	Description	Qty	Remarks
1	34200-92E02	TACHOMETER	1	STD
2	09471-12179	.BULB	1	
3	34800-92E00	METER ASSY, TRIM	1	
4	09471-12180	.BULB	1	
5	36682-92E00	WIRE, TRIM GAUGE EXT	1	
6-1	34102-92E00	SPEEDOMETER SET (80M/H)	1	NOT FOR U.S.MARKET
6-2	34102-92E10	SPEEDOMETER SET (50M/H)	1	NOT FOR U.S.MARKET
6-3	34102-92E20	SPEEDOMETER SET (45KNOTS)	1	NOT FOR U.S.MARKET
7-1	34100-92E00	.SPEEDOMETER (80M/H)	1	
7-2	34100-92E10	.SPEEDOMETER (50M/H)	1	
7-3	34100-92E20	.SPEEDOMETER (45KNOTS)	1	NOT FOR U.S.MARKET
8	09471-12179	.BULB	1	
9	34191-92E00	.TUBE	1	
10	09407-14407	.BAND	2	
11	36615-96300	.TERMINAL, RESIN	2	
12	34190-95500	.SENDER ASSY, SPEEDOMETER	1	NOT FOR U.S.MARKET
13	03112-06303	.SCREW	2	NOT FOR U.S.MARKET
14	09362-09007	BOLT, WATER PRESSURE	1	
15	34300-92E00	GAUGE ASSY, FUEL	1	
16	34320-92E00	.GAUGE, FUEL	1	
17	34310-92E00	.LEAD, FUEL GAUGE	1	
18	34360-92E00	.ADAPTER, FUEL GAUGE	1	
19	09471-12180	.BULB	1	
20	34500-92E00	METER ASSY, HOUR	1	
21	09471-12180	.BULB	1	
22	34600-92E00	METER ASSY, VOLTAGE	1	
23	09471-12180	.BULB	1	

FIG.66

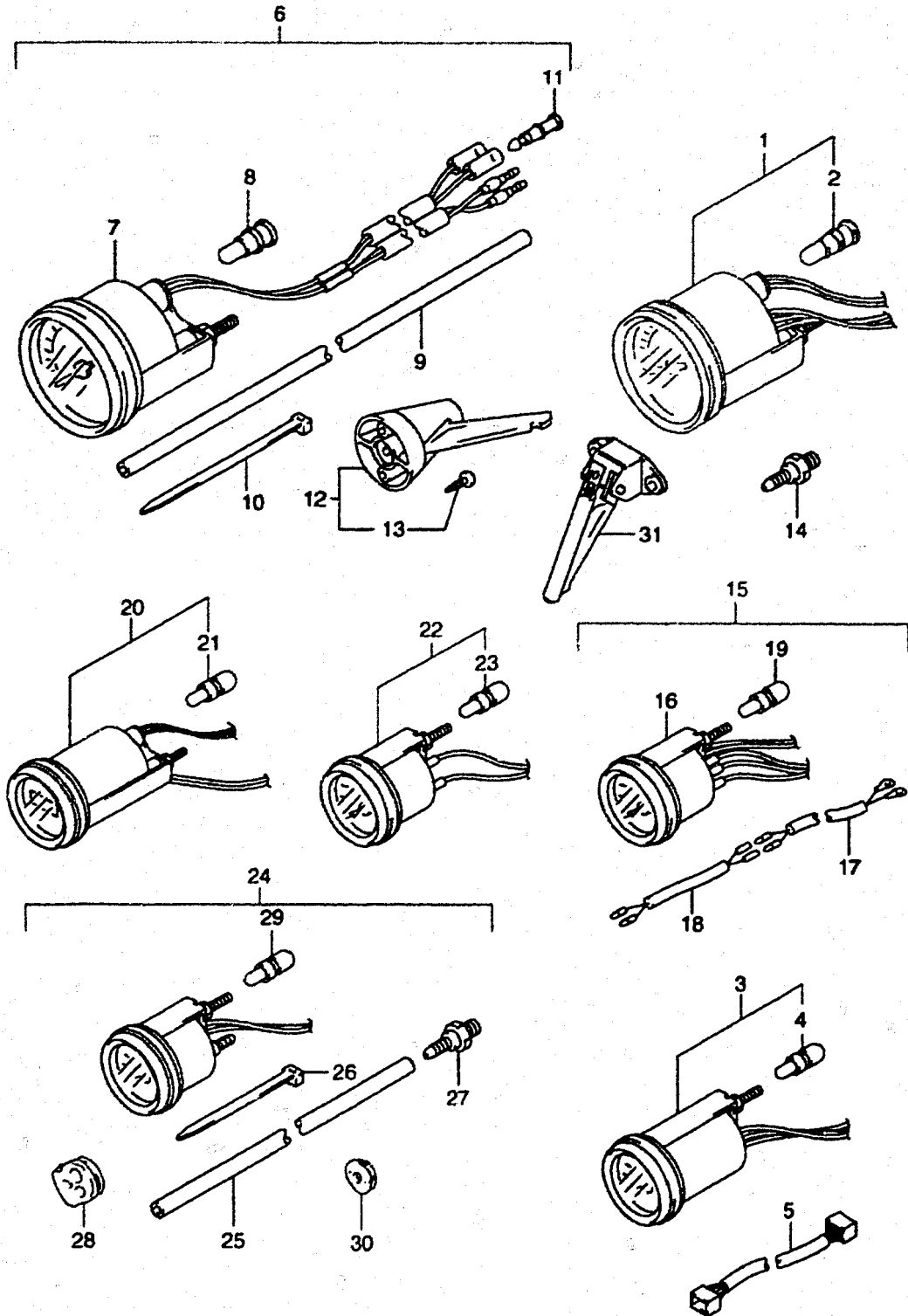


Fig.66 (J-3) OPT:METER

Ref #	Part Number	Description	Qty	Remarks
24	34650-92E00	GAUGE ASSY, WATER PRESSURE	1	30PSI
25	34191-92E00	.TUBE	1	
26	09407-14407	.BAND	1	
27	34652-92E00	.UNION	1	
28	36658-95600	.GROMMET	1	
29	09471-12180	.BULB	1	
30	09320-08028	.GROMMET	1	
31	34190-87D00	SENDER ASSY, SPEEDOMETER	1	

FIG.67

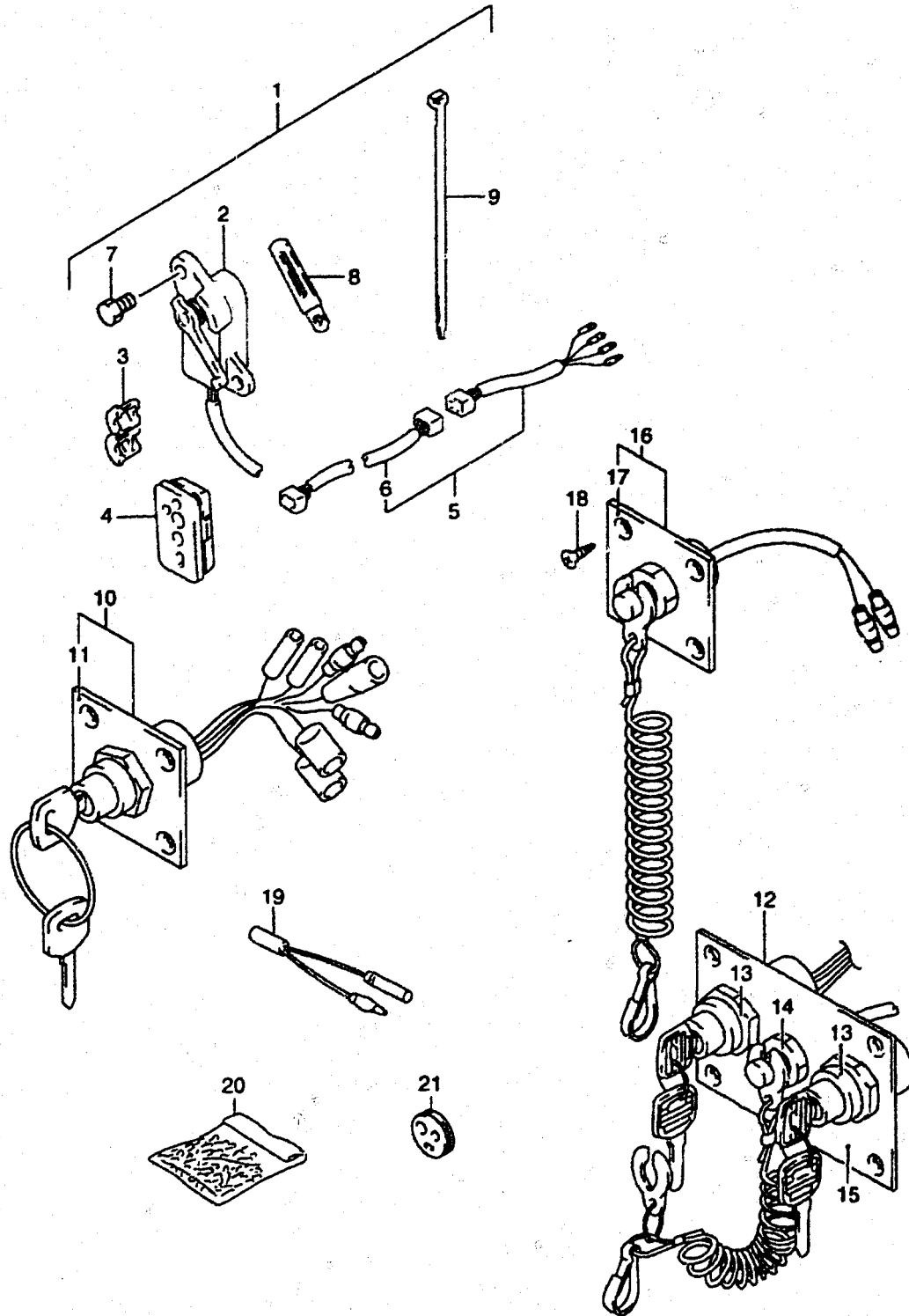


Fig.67 (J-4) OPT: PANEL SWITCH

Ref #	Part Number	Description	Qty	Remarks
1	34804-94600	SENDER SET, TRIM	1	
2	34801-87D11	.TRIM SENDER	1	
3	34803-94500	.GROMMET, SENDER LEAD	1	
4	36656-94612	.GROMMET, CABLE	1	
5	36680-92E00	.WIRE ASSY, TRIM METER EXT	1	
6	36682-92E00	.WIRE, TRIM METER EXT	1	
7	09100-06113	.BOLT, TRIM SENDER (6X16)	2	
8	09404-06432	.CLAMP, SENDER LEAD	1	
9-1	09407-14407	.CLAMP, SENDER CONNECTOR	2	
9-2	09407-14403	.CLAMP	1	
10	37100-92E00	PANEL ASSY, IGNITION SW	1	
11	37139-92E00	.PANEL	1	
12	37100-92E12	PANEL ASSY, DUAL ENGINE SW	1	STD:COUNTER ROTATION
13	37110-92E01	.SWITCH, IGNITION	2	
14	37820-92E90	.SWITCH, EMERGENCY	1	
15	37139-92E10	.PANEL	1	
16	37803-92E00	PANEL ASSY, EMERGENCY SW	1	
17	37825-92E00	.PANEL	1	
18	03121-05163	.SCREW	4	
19	34826-87D00	RESISTOR, AIR TEMP SENSOR	1	
20	36990-87D00	TERMINAL & SLEEVE SET	1	
21	36658-94701	GROMMET, CABLE	1	

FIG.68

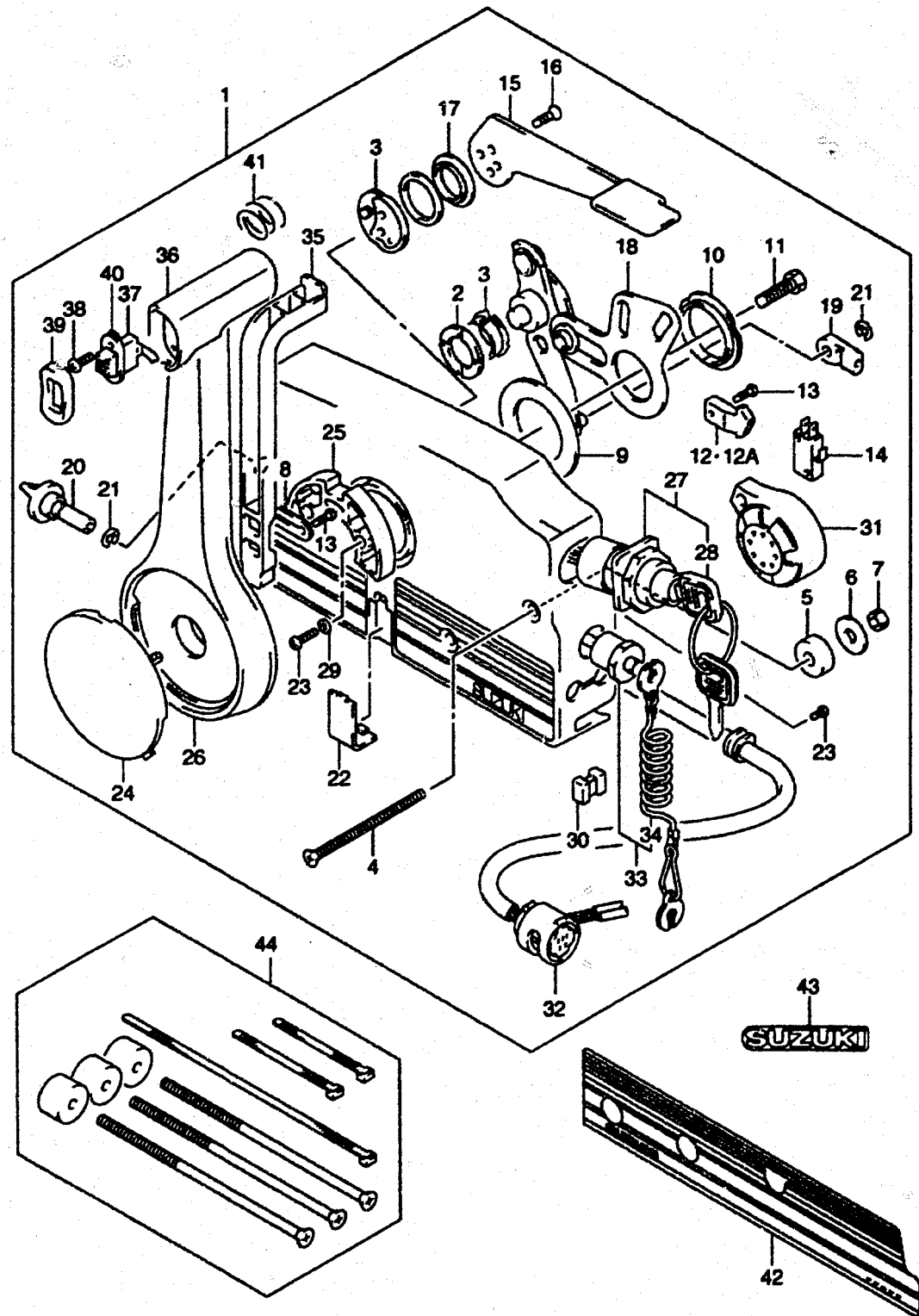


Fig.68 (J-5) OPT:REMOTE CONTROL

Ref #	Part Number	Description	Qty	Remarks
1-1	67200-87D31-0ED	REMOCON BOX ASSY (GRAY)	1	
1-2	67200-87D31-0EP	REMOCON BOX ASSY (BLACK)	1	
2	67232-95600	.BUSH	1	
3	67245-95600	.DRUM ASSY, FREE THROTTLE	1	
4	67296-95600	.SCREW	3	
5	67294-95600	.SPACER	3	
6	09160-06104	.WASHER	3	
7	09140-06020	.NUT	3	
8	67258-87D00	.BRACKET, NEUTRAL ARM	1	
9	67253-95600	.WASHER	1	
10	67252-95600	.BUSH	1	
11	09100-08232	.BOLT (8X30)	1	
12	67214-95600	.ACTUATOR	1	
12A	67238-87D00	.GEAR, DRIVE	1	
13	67296-94300	.SCREW	3	
14	37721-94600	.SWITCH, NEUTRAL	1	
15	67241-95680	.LEVER, FREE THROTTLE	1	
16	09126-05003	.SCREW (5X12)	2	
17	67243-95600	.BUSH	1	
18	67220-95620	.PLATE ASSY	1	
19	67275-95600	.END, CABLE	2	
20	67223-95600	.KNOB, BRAKE ADJUST	1	
21	67292-94300	.E RING	3	
22-1	67267-95610	.COVER, WIRE	1	BLACK
22-2	67267-95600	.COVER, WIRE	1	BLUE
23	67296-95610	.SCREW	7	
24-1	67257-95610	.CAP, LEVER	1	BLACK
24-2	67257-95600	.CAP, LEVER	1	BLUE
25	67256-95600	.HOLDER, NEUTRAL LOCK	1	
26	67251-95680	.LEVER, HANDLE	1	
27	37110-92E01	.SWITCH ASSY, IGNITION	1	
28-1	37141-92E00	.KEY (11)	1	
28-2	37141-92E10	.KEY (12)	1	
28-3	37141-92E20	.KEY (13)	1	

FIG.68

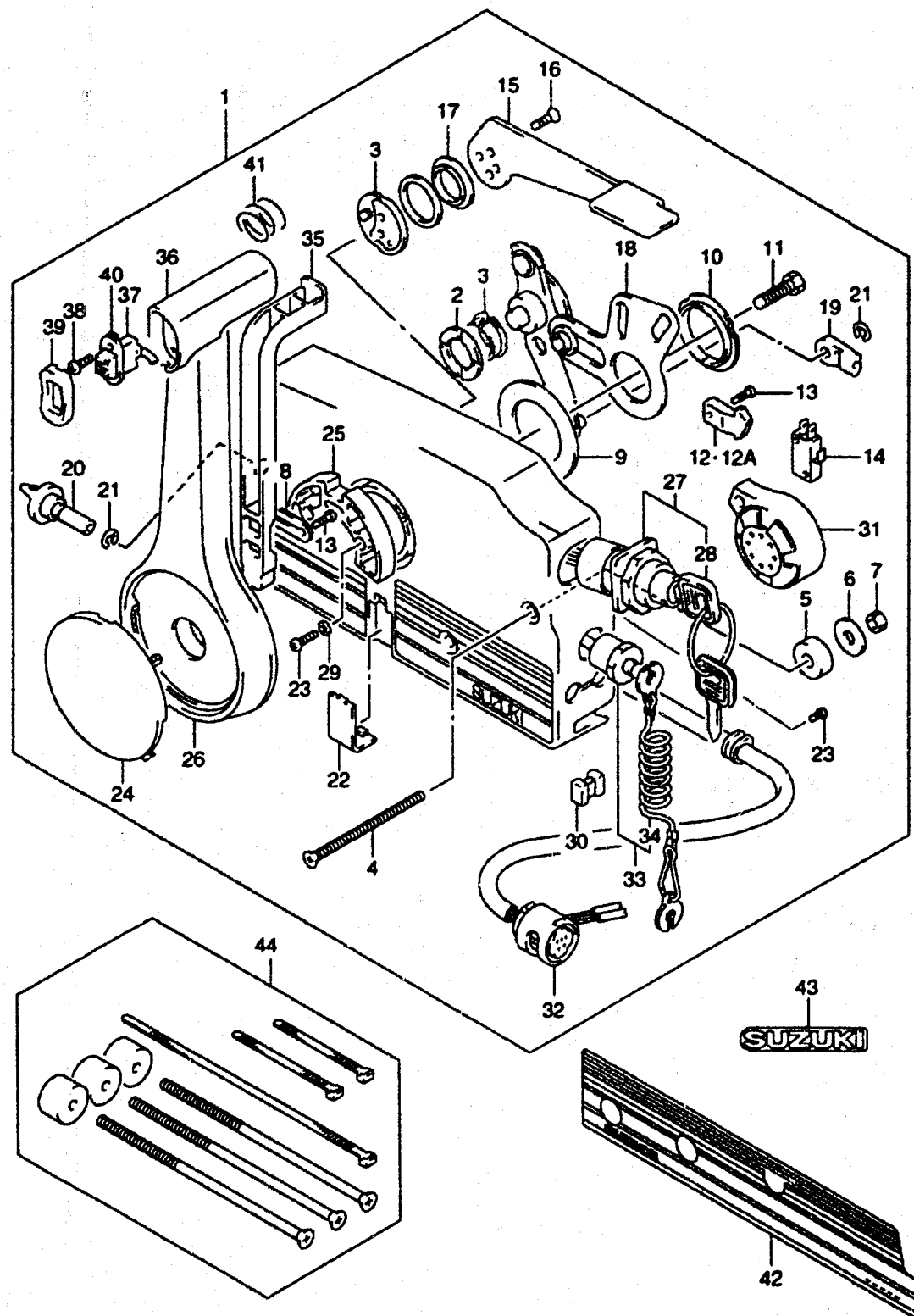


Fig.68 (J-6) PT:REMOTE CONTROL

Ref #	Part Number	Description	Qty	Remarks
28-4	37141-92E30	..KEY (14)	1	
28-5	37141-92E40	..KEY (15)	1	
28-6	37141-92E50	..KEY (16)	1	
28-7	37141-92E60	..KEY (17)	1	
28-8	37141-92E70	..KEY (18)	1	
28-9	37141-92E80	..KEY (19)	1	
28-10	37141-92E90	..KEY (20)	1	
29	67297-95600	..WASHER	2	
30	67273-95600	..SPACER	1	
31	38500-92X50	..BUZZER	1	
32-1	36620-92E00	..WIRING HARNESS	1	FOR 67200-87D30
32-2	36620-92E10	..WIRING HARNESS	1	FOR 67200-87D31
33	37820-92E00	..SWITCH ASSY, EMERGENCY	1	
34	37823-92E00	..PLATE	1	
35	67255-95600	..ARM, NEUTRAL LOCK	1	
36	67261-95600	..GRIP	1	
37	37860-94610	..SWITCH, TRIM	1	
38	09139-02003	..SCREW (2X6.0)	2	
39	67263-95600	..CAP, GRIP	1	
40	37869-95590	..CAP, TRIM SWITCH	1	
41	67259-87D00	..SPRING, NEUTRAL ARM	1	
42	67282-95610	DECAL, REMOCON BOX PORT	1	OPT, BLACK
43	68165-16B00-14L	EMBLEM, SUZUKI (SILVER)	1	
44	67140-95600	ATTACHMENT, TWIN REMOCON KIT	1	OPT

FIG.69

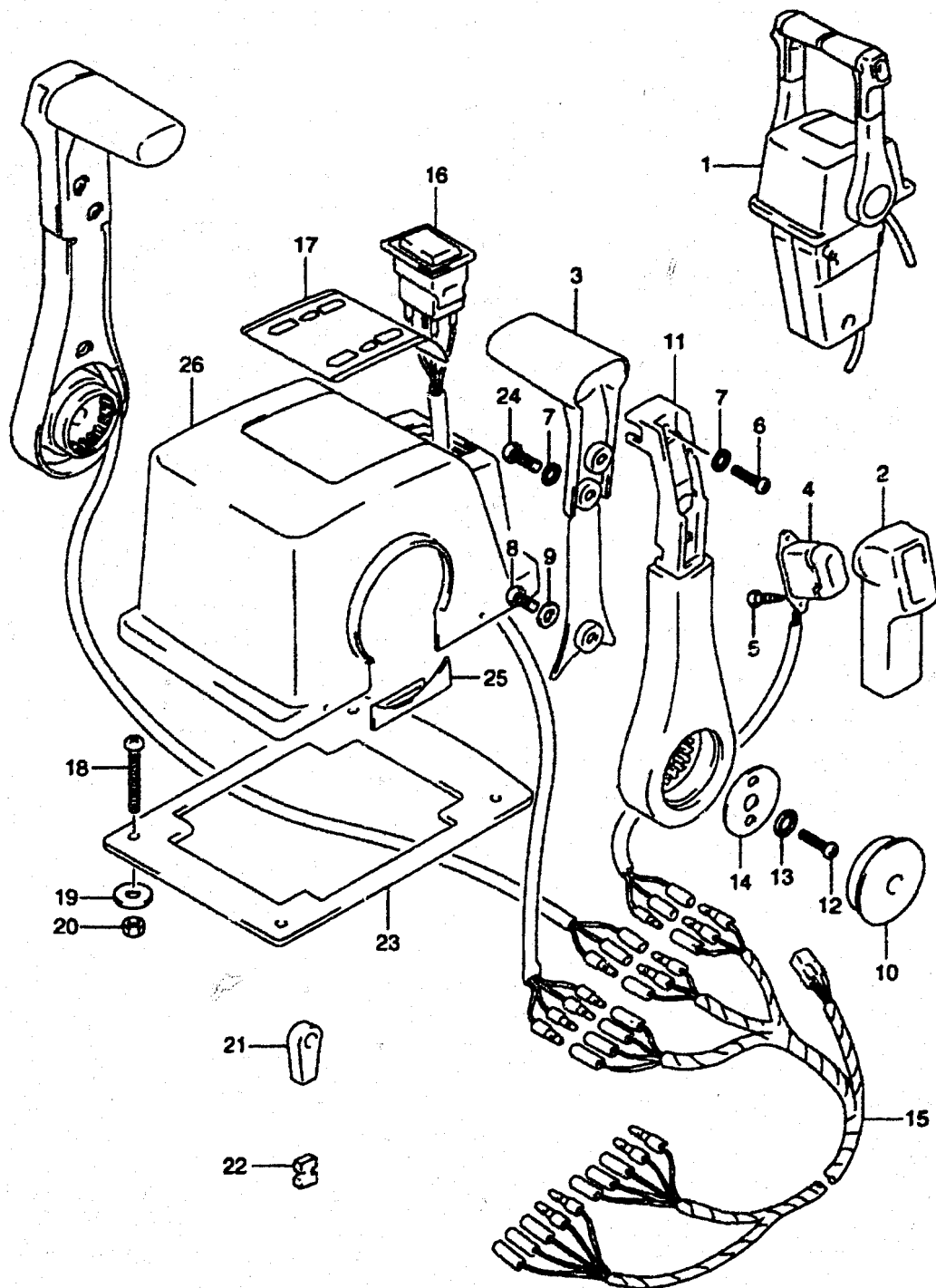


Fig.69 (J-7) OPT:TOP MOUNT DUAL (1)

Ref #	Part Number	Description	Qty	Remarks
1	67200-92E13	REMOTE CONTROL ASSY	1	PUSH
2	67261-92E00	.GRIP, NO.1	2	
3	67263-92E00	.GRIP, NO.2	2	
4	37850-92E21	.SWITCH ASSY, PTT	1	
5	67295-92E10	.SCREW	4	
6	67296-88D10	.SCREW	2	
7	67288-92E20	.WASHER	6	
8	67296-92E70	.SCREW	2	
9	67288-92E40	.WASHER	2	
10	67257-92E00	.CAP, LEVER	2	
11	67251-92E00	.LEVER, HANDLE	2	
12	67296-92E60	.SCREW	4	
13	67288-92E30	.WASHER	4	
14	67253-92E00	.WASHER	2	
15	36890-92E10	.WIRE HARNESS	1	
16	37220-92E00	.SWITCH ASSY, MODE CHANGING	1	
17	67282-92E00	.DECAL	1	
18	67296-92E30	.SCREW	4	
19	09160-05024	.WASHER	4	
20	67287-92E00	.NUT	4	
21	67275-95600	.END, CABLE	4	
22	67273-95600	.SPACER	2	
23	67273-92E10	.GROMMET	1	
24	67295-92E00	.SCREW	4	
25	67271-92E00	.COVER	2	
26	67211-92E10	.COVER	1	

FIG.70

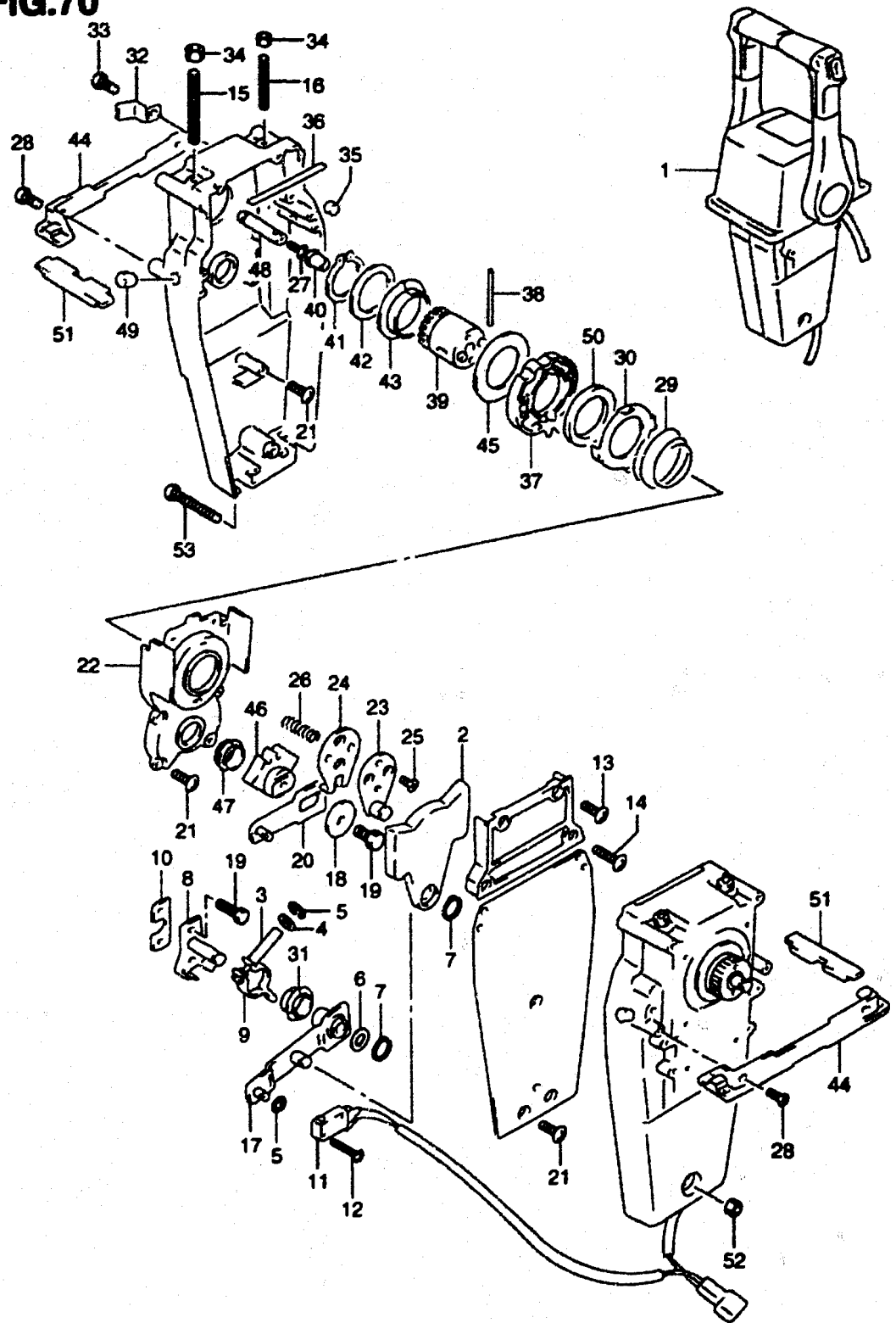


Fig.70 (J-8) OPT:TOP MOUNT DUAL (2)

Ref #	Part Number	Description	Qty	Remarks
1	67200-92E13	REMOTE CONTROL ASSY	1	PUSH
2	67222-92E00	.DUAL PLATE	2	
3	67223-92E00	.BRAKE ADJUST	2	
4	67288-92E00	.WASHER	2	
5	67292-94300	.E RING	8	
6	67288-92E10	.WASHER	2	
7	67291-92E00	.SNAP RING	4	
8	67221-92E00	.SHIFT ASSY	2	
9	67224-92E00	.BRAKE ARM ASSY	2	
10	67294-92E00	.SPACER	2	
11	37721-92E10	.SWITCH ASSY, N/R	1	
12	67296-92E10	.SCREW	4	
13	67296-88D10	.SCREW	4	
14	67296-92E20	.SCREW	4	
15	67226-92E00	.BOLT, STOPPER FRONT	2	
16	67226-92E10	.BOLT, STOPPER RR	2	
17	67240-92E00	.ARM ASSY, THROTTLE	2	
18	67228-92E00	.WASHER	2	
19	67286-92E00	.BOLT	6	
20	67230-92E00	.ARM ASSY, SHIFT	2	
21	09125-05042	.SCREW	16	5X10
22	67234-92E00	.CASE, GEAR	2	
23	67245-92E00	.LEVER ASSY, THROTTLE	2	
24	67227-92E00	.STOPPER	2	
25	09126-06006	.SCREW	4	
26	67225-92E00	.SPRING	2	
27	09125-04004	.SCREW	2	
28	67296-95610	.SCREW	4	
29	67233-92E00	.SPRING	2	
30	67235-92E00	.PLATE, SHIFT LOCK	2	
31	67232-95620	.BUSH	2	
32	67269-92E00	.BRACKET	2	
33	67296-88D10	.SCREW	2	
34	09140-06020	.NUT	4	

FIG.70

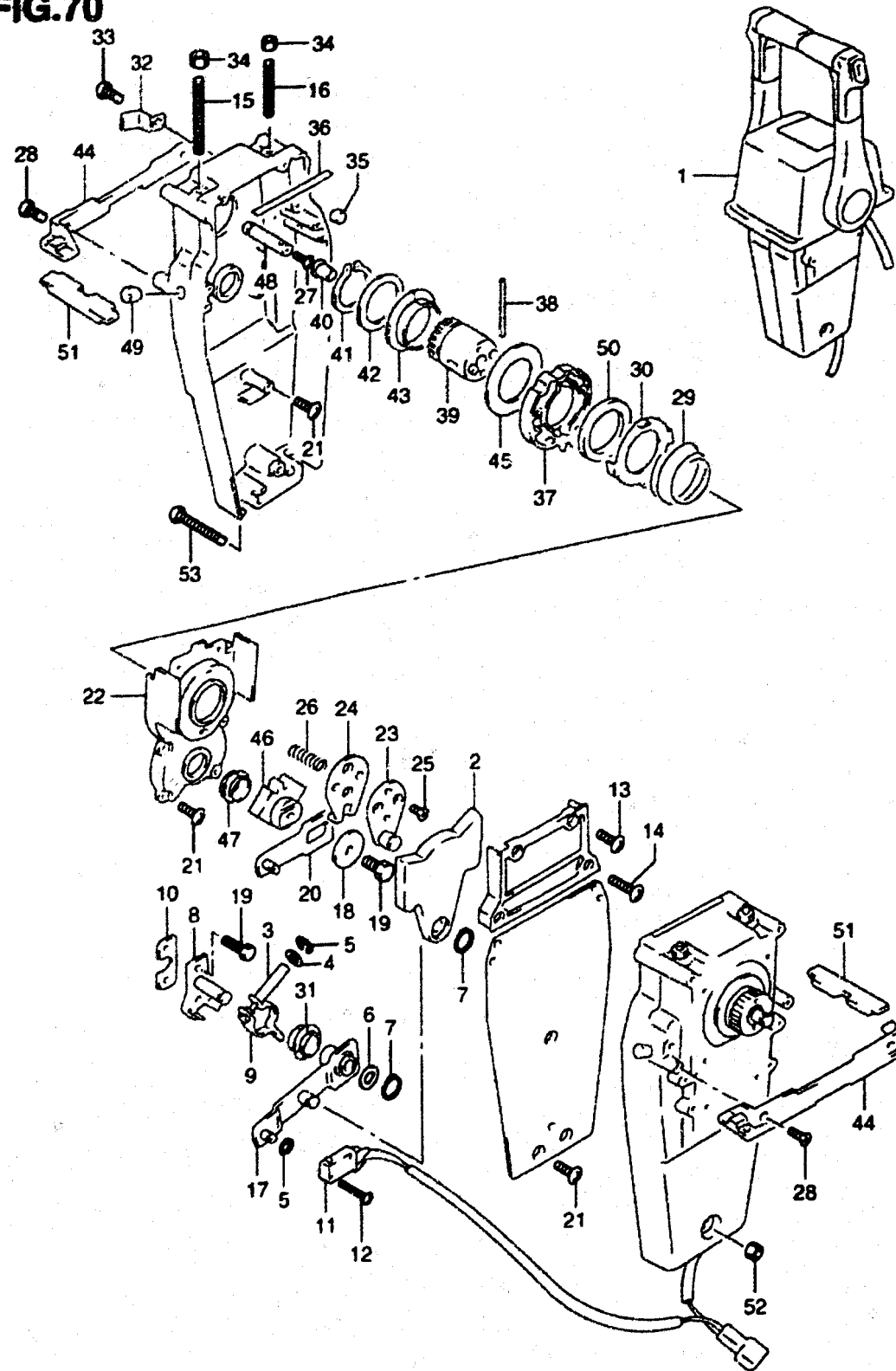


Fig.70 (J-9) OPT:TOP MOUNT DUAL (2)

Ref #	Part Number	Description	Qty	Remarks
35	67236-92E00	.ROLLER	2	
36	67237-92E01	.SPRING	12	
37	67238-92E00	.GEAR, DRIVE	2	
38	67239-92E00	.PIN	2	
39	67246-92E00	.SHAFT, DRIVE	2	
40	67252-92E00	.BUSH	2	
41	67291-92E10	.SNAP RING	2	
42	67253-92E10	.WASHER	2	
43	67252-92E10	.BUSH	2	
44	67274-92E00	.FLANGE	2	
45	67253-95600	.WASHER	2	
46	67231-92E00	.GEAR, SHIFT	2	
47	67232-95600	.BUSH	2	
48	67241-92E00	.ROD, FREE ACC	2	
49	67243-92E00	.GROMMET	2	
50	67239-92E10	.PLATE, SHIFT PIN	2	
51	67272-92E10	.SEAL, FLANGE	2	
52	67287-92E10	.NUT	1	
53	67296-92E80	.SCREW	3	

FIG.71

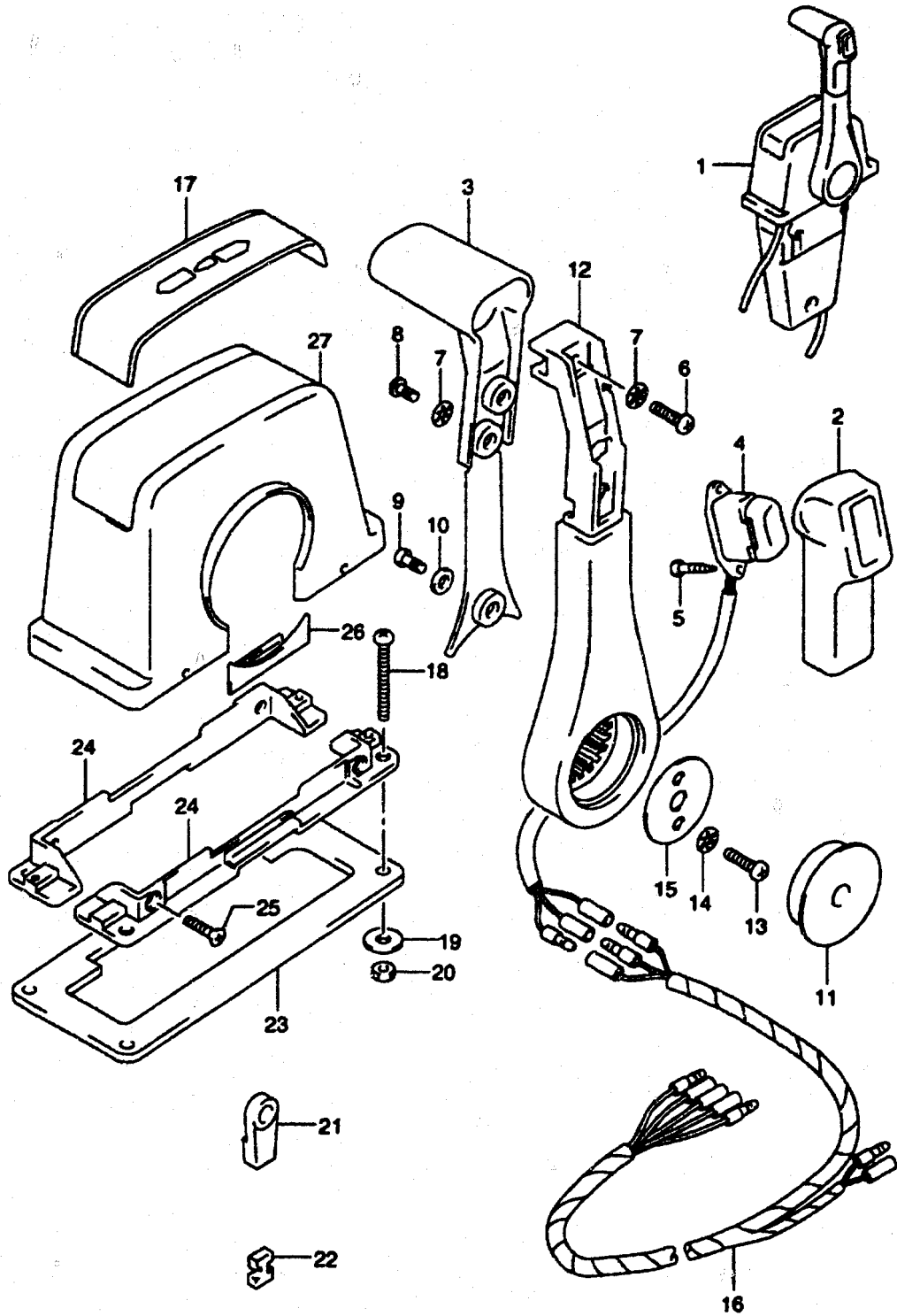


Fig.71 (J-10) OPT:TOP MOUNT SINGLE (1)

Ref #	Part Number	Description	Qty	Remarks
1	67200-92E03	REMOTE CONTROL ASSY	1	PUSH
2	67261-92E00	.GRIP, NO.1	1	
3	67263-92E00	.GRIP, NO.2	1	
4	37850-92E21	.SWITCH ASSY, PTT	1	
5	67295-92E10	.SCREW	2	
6	67296-88D10	.SCREW	1	
7	67288-92E20	.WASHER	3	
8	67295-92E00	.SCREW	2	
9	67296-92E70	.SCREW	1	
10	67288-92E40	.WASHER	1	
11	67257-92E00	.CAP, LEVER	1	
12	67251-92E00	.LEVER, HANDLE	1	
13	67296-92E60	.SCREW	2	
14	67288-92E30	.WASHER	2	
15	67253-92E00	.WASHER	1	
16	36890-92E00	.WIRE HARNESS	1	
17	67281-92E00	.DECAL	1	
18	67296-92E30	.SCREW	4	
19	09160-05024	.WASHER	4	
20	67287-92E00	.NUT	4	
21	67275-95600	.END, CABLE	2	
22	67273-95600	.SPACER	1	
23	67273-92E00	.GROMMET	1	
24	67274-92E00	.FLANGE	2	
25	67296-95610	.SCREW	4	
26	67271-92E00	.COVER	1	
27	67211-92E00	.COVER	1	

FIG.72

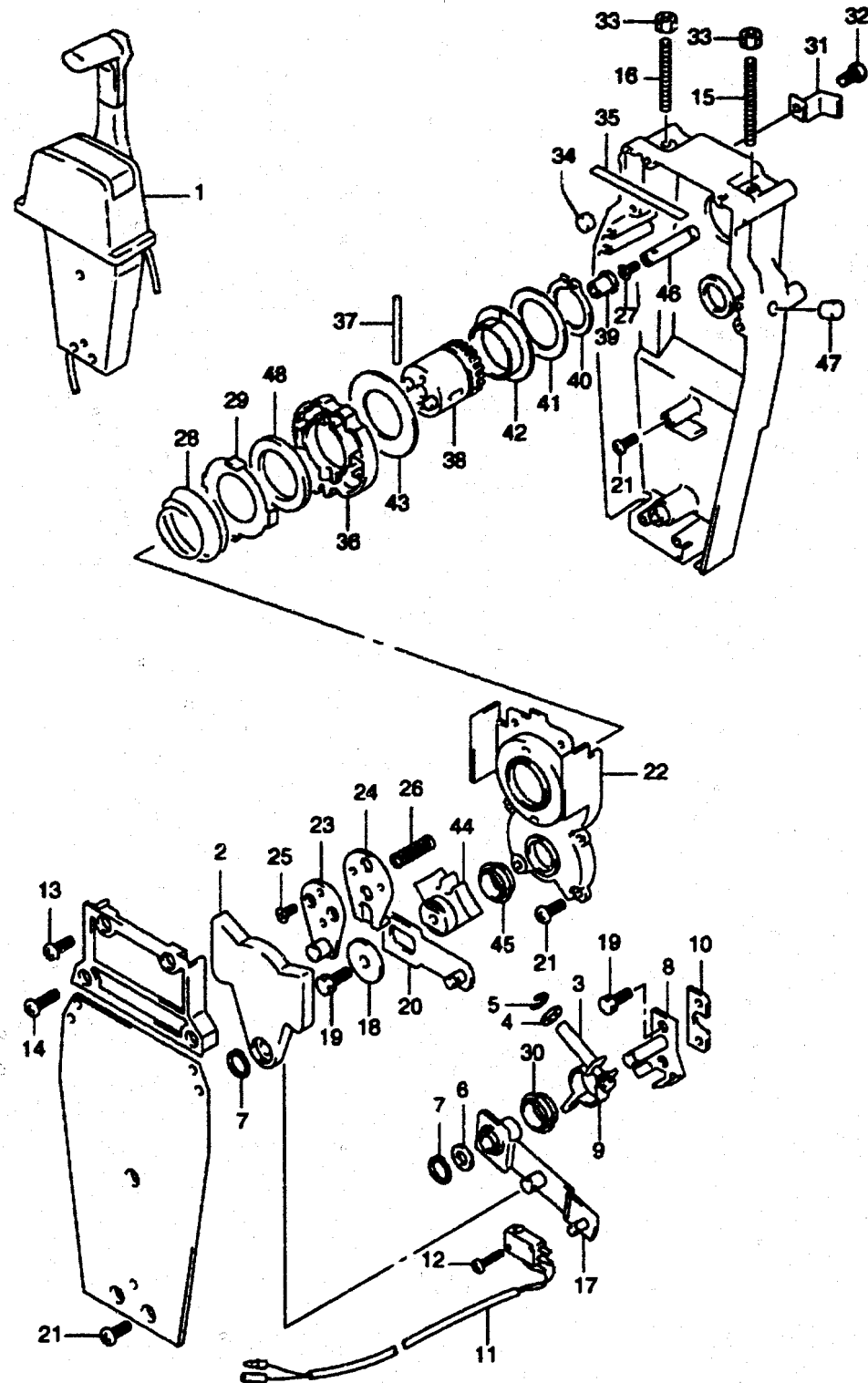


Fig.72 (J-11) OPT:TOP MOUNT SINGLE (2)

Ref #	Part Number	Description	Qty	Remarks
1	67200-92E03	REMOTE CONTROL ASSY, SINGLE	1	PUSH
2	67222-92E00	.DUAL PLATE	1	
3	67223-92E00	.BRAKE ADJUST	1	
4	67288-92E00	.WASHER	1	
5	67292-94300	.E RING	4	
6	67288-92E10	.WASHER	1	
7	67291-92E00	.SNAP RING	2	
8	67221-92E00	.SHIFT ASSY	1	
9	67224-92E00	.BRAKE ARM ASSY	1	
10	67294-92E00	.SPACER	1	
11	37721-92E20	.SWITCH ASSY, N/R	1	
12	67296-92E10	.SCREW	2	3X15
13	67296-88D10	.SCREW	2	5X16
14	67296-92E20	.SCREW	2	5X25
15	67226-92E00	.BOLT, STOPPER FRONT	1	
16	67226-92E10	.BOLT, STOPPER RR	1	
17	67240-92E00	.ARM ASSY, THROTTLE	1	
18	67228-92E00	.WASHER	1	
19	67286-92E00	.BOLT	3	6X18
20	67230-92E00	.ARM ASSY, SHIFT	1	
21	09125-05042	.SCREW	9	5X10
22	67234-92E00	.CASE, GEAR	1	
23	67245-92E00	.LEVER ASSY, THROTTLE	1	
24	67227-92E00	.STOPPER	1	
25	09126-06006	.SCREW	2	6X20
26	67225-92E00	.SPRING	1	
27	09125-04004	.SCREW	1	4X6
28	67233-92E00	.SPRING	1	
29	67235-92E00	.PLATE, SHIFT LOCK	1	
30	67232-95620	.BUSH	1	
31	67269-92E00	.BRACKET	1	
32	67296-88D10	.SCREW	1	
33	09140-06020	.NUT	2	

FIG.72

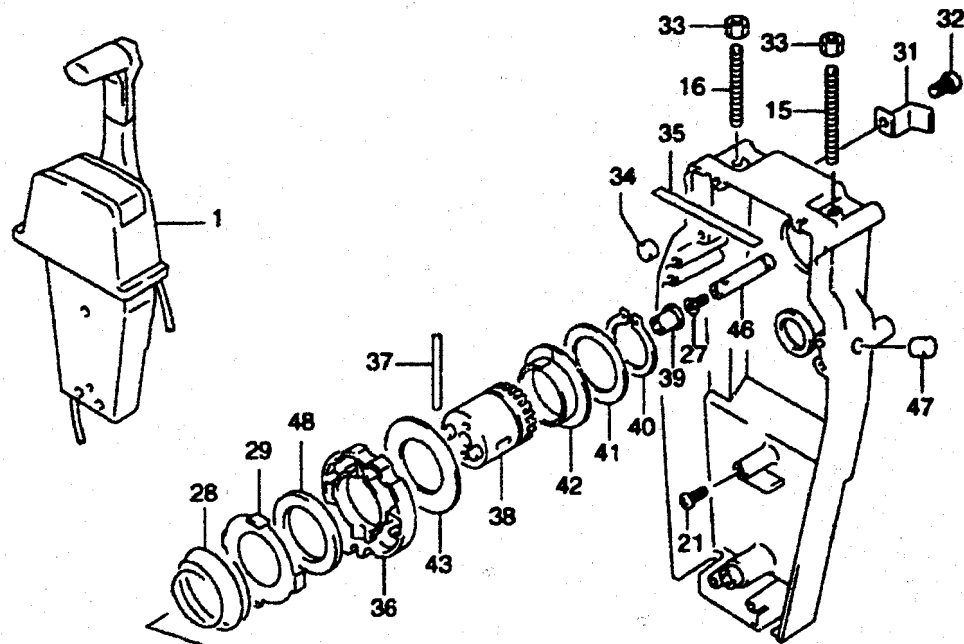


Fig.72 (J-12) OPT:TOP MOUNT SINGLE (2)

Ref #	Part Number	Description	Qty	Remarks
34	67236-92E00	.ROLLER	1	
35	67237-92E01	.SPRING	6	
36	67238-92E00	.GEAR, DRIVE	1	
37	67239-92E00	.PIN	1	
38	67246-92E00	.SHIFT, DRIVE	1	
39	67252-92E00	.BUSH	1	
40	67291-92E10	.SNAP RING	1	
41	67253-92E10	.WASHER	1	
42	67252-92E10	.BUSH	1	
43	67253-95600	.WASHER	1	
44	67231-92E00	.GEAR, SHIFT	1	
45	67232-95600	.BUSH	1	
46	67241-92E00	.ROD, FREE ACC	1	
47	67243-92E00	.GROMMET	1	
48	67239-92E10	.PLATE, SHIFT PIN	1	

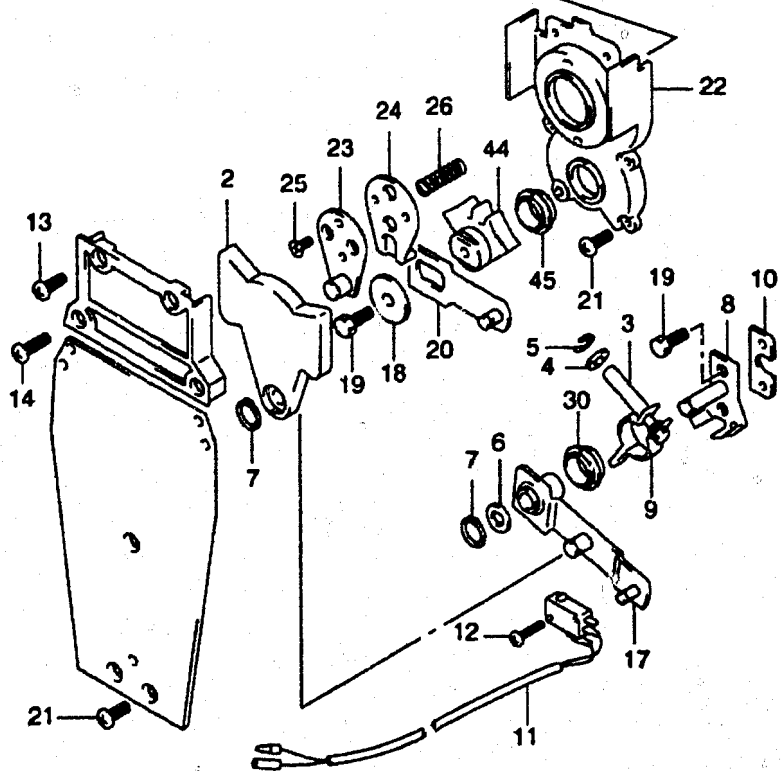


FIG.73

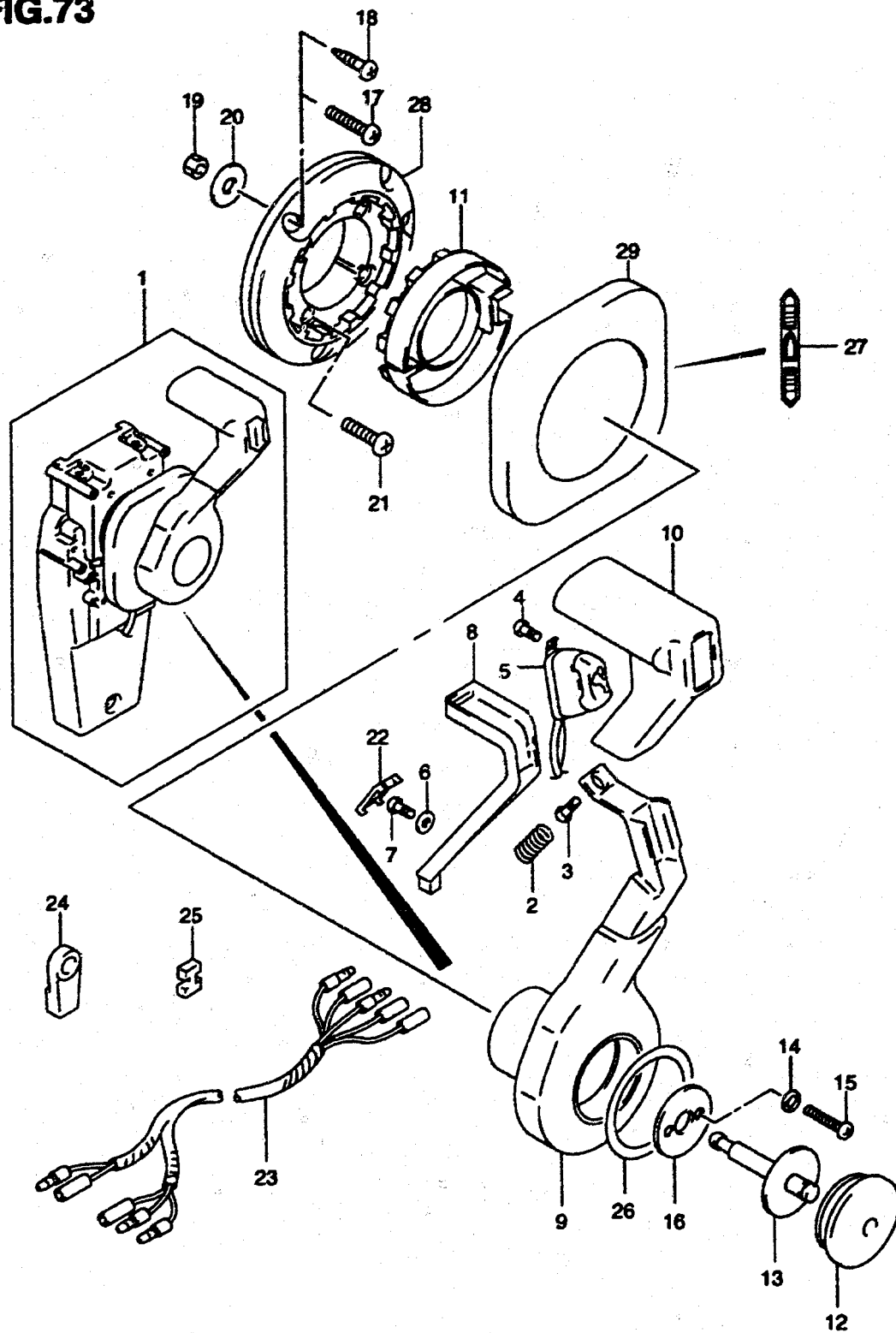


Fig.73 (K-2) OPT:CONCEALED REMOCON (1)

Ref #	Part Number	Description	Qty	Remarks
1	67200-92E52	REMOTE CONTROL ASSY, CONCEALD	1	PUSH
2	67298-92E50	.SPRING	1	
3	67296-94310	.SCREW	1	
4	67295-92E10	.SCREW (3X12)	2	
5	37850-92E21	.SWITCH ASSY, PTT	1	
6	67288-92E60	.WASHER	1	
7	09125-04021	.SCREW (4X20)	1	
8	67255-92E50	.ARM, NEUTRAL LOCK	1	
9	67251-92E50	.LEVER	1	
10	67261-92E50	.GRIP	1	
11	67256-92E50	.HOLDER, NEUTRAL LOCK	1	
12	67257-92E0C	.CAP, LEVER	1	
13	67242-92E50	.SHAFT, FREE ACC	1	
14	67288-92E20	.WASHER	6	
15	67296-88D10	.SCREW (5X16)	4	
16	67288-92E70	.WASHER	1	
17	67296-88D20	.SCREW (6X35)	3	
18	67295-92E50	.SCREW (6X30)	3	
19	67287-92E50	.NUT	3	
20	09160-06104	.WASHER	3	
21	67296-88D30	.SCREW (5X30)	4	
22	67254-92E50	.COVER, LOCK ARM	1	
23	36890-92E00	.WIRING ASSY	1	
24	67275-95600	.ENG CABLE	2	
25	67273-95600	.SPACER	1	
26	67283-92E50	.DECAL, LEVER	1	
27	67284-92E50	.DECAL, CLUTCH	1	
28	67274-92E50	.BASE	1	
29	67211-92E50	.COVER	1	

FIG.74

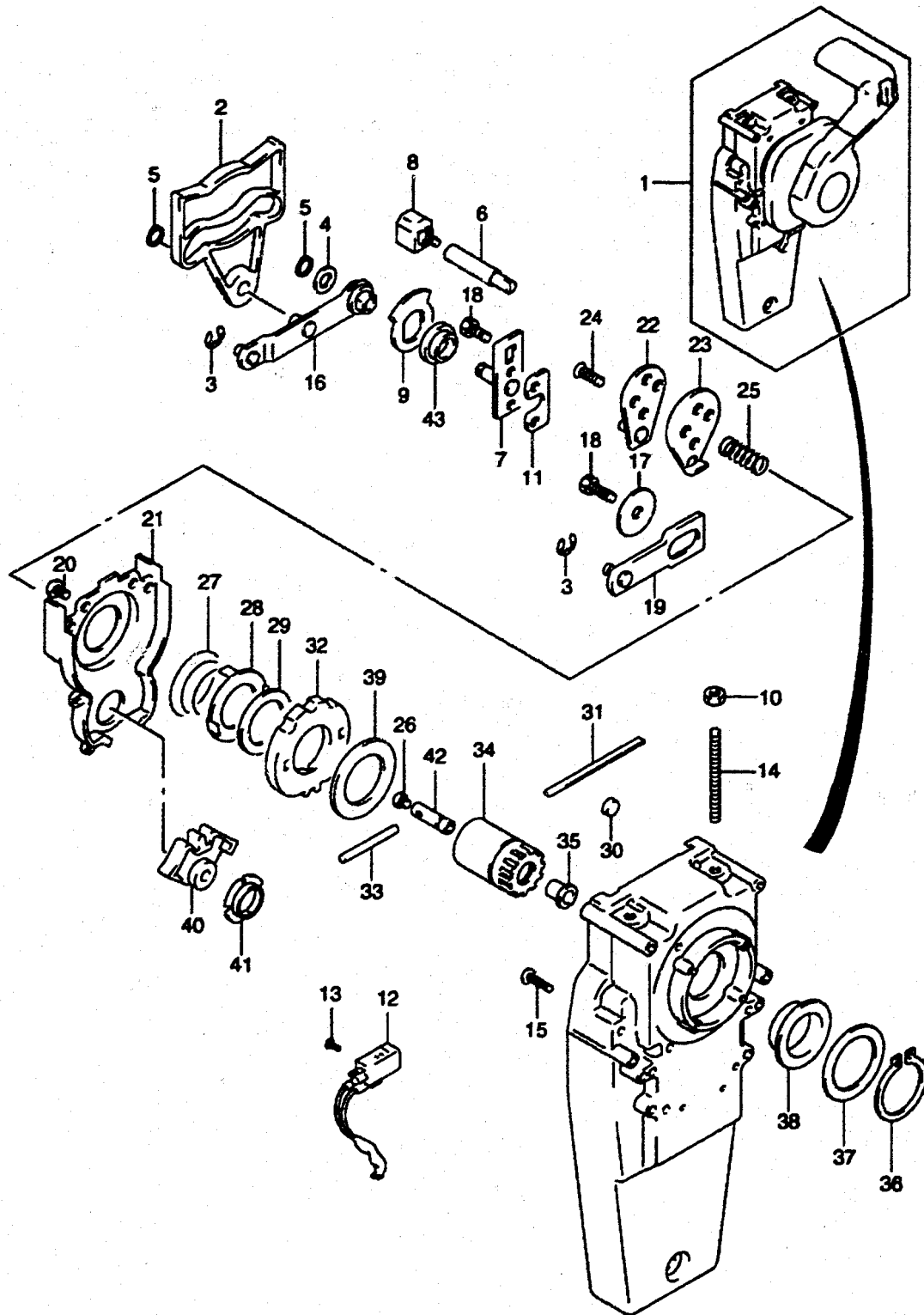


Fig.74 (K-3) OPT: CONCEALED REMOCON (2)

Ref #	Part Number	Description	Qty	Remarks
1	67200-92E52	REMOTE CONTROL ASSY, CONCEALD	1	PUSH
2	67222-92E50	.DUEL PLATE	1	
3	67292-94300	.E RING	3	
4	67288-92E10	.WASHER	1	
5	67291-92E00	.SNAP RING	2	
6	67223-92E50	.BRAKE ADJUST	1	
7	67221-92E50	.HOLDER ASSY	1	
8	67224-92E50	.BRAKE SHOE ASSY	1	
9	67225-92E50	.DISK, BRAKE	1	
10	09140-06020	.NUT	2	
11	67294-92E00	.SPACER	1	
12	37721-92E20	.SWITCH ASSY, NEUTRAL	1	
13	67296-92E10	.SCREW (3X15)	2	
14	67226-92E50	.BOLT, STOPPER	2	
15	67296-92E20	.SCREW (5X25)	2	
16	67240-92E50	.ARM ASSY, THROTTLE	1	
17	67228-92E00	.WASHER	1	
18	67286-92E00	.BOLT (6X18)	3	
19	67230-92E00	.ARM ASSY, SHIFT	1	
20	09125-05042	.SCREW (5X10)	11	
21	67234-92E00	.GEAR CASE	1	
22	67245-92E00	.LEVER ASSY, THROTTLE	1	
23	67227-92E00	.STOPPER	1	
24	67296-88D10	.SCREW (6X20)	2	
25	67225-92E00	.SPRING	1	
26	09125-04004	.SCREW (4X6)	1	
27	67233-92E00	.SPRING	1	
28	67235-92E00	.PLATE, SHIFT LOCK	1	
29	67239-92E10	.PLATE, SHIFT PIN	1	
30	67236-92E00	.ROLLER	1	
31	67237-92E01	.SPRING	5	
32	67238-92E50	.GEAR, DRIVE	1	
33	67239-92E00	.PIN	1	
34	67246-92E50	.SHAFT, DRIVE	1	

FIG.74

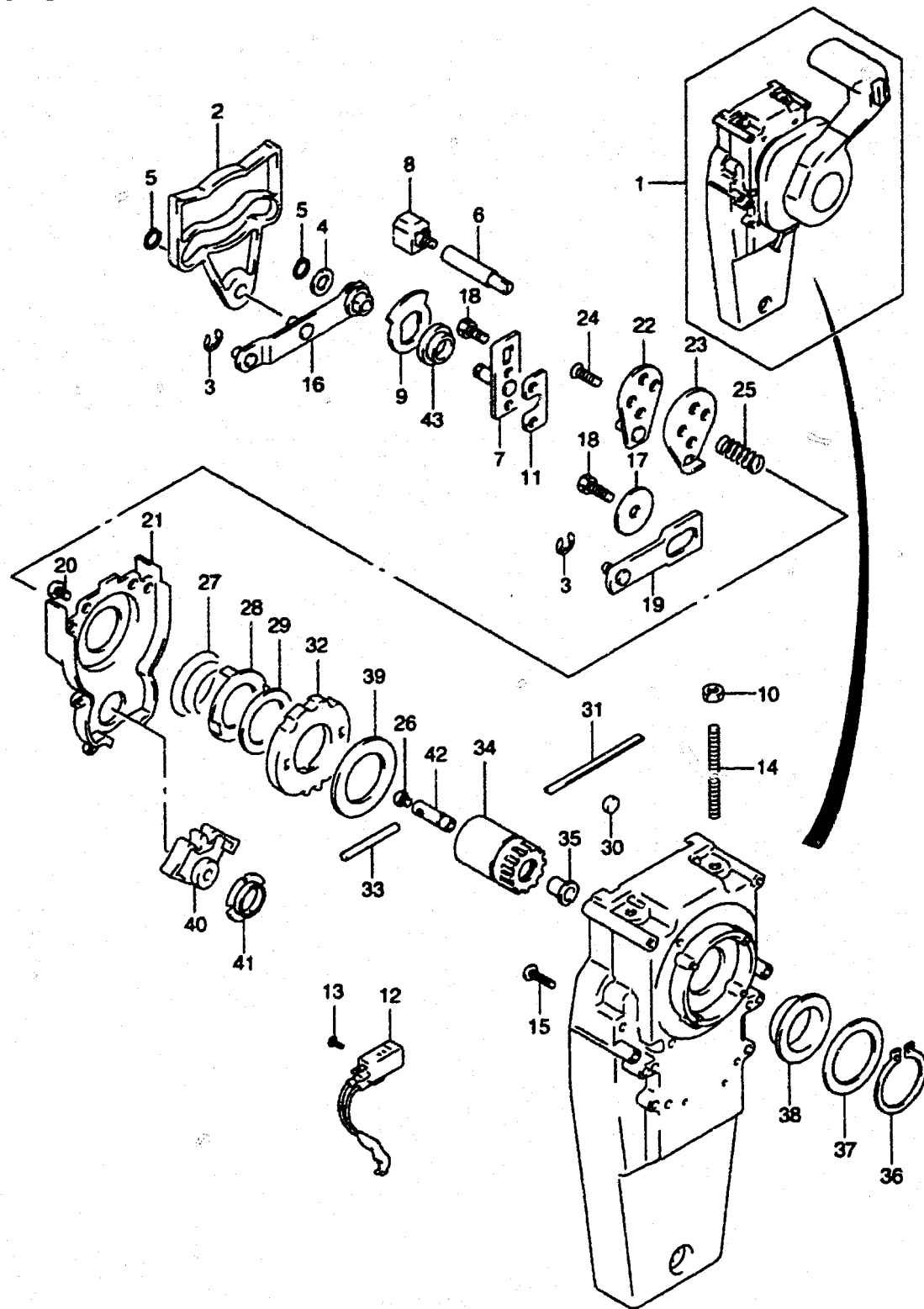


Fig.74 (K-4) OPT: CONCEALED REMOCON (2)

Ref #	Part Number	Description	Qty	Remarks
35	67252-92E00	.BUSH	1	
36	67291-92E10	.SNAP RING	1	
37	67253-92E10	.WASHER	1	
38	67252-92E10	.BUSH	1	
39	67253-95600	.WASHER	1	
40	67231-92E00	.GEAR, SHIFT	1	
41	67232-95600	.BUSH	1	
42	67241-92E50	.ROD, FREE ACC	1	
43	67232-92E50	.BUSH	1	

FIG.75

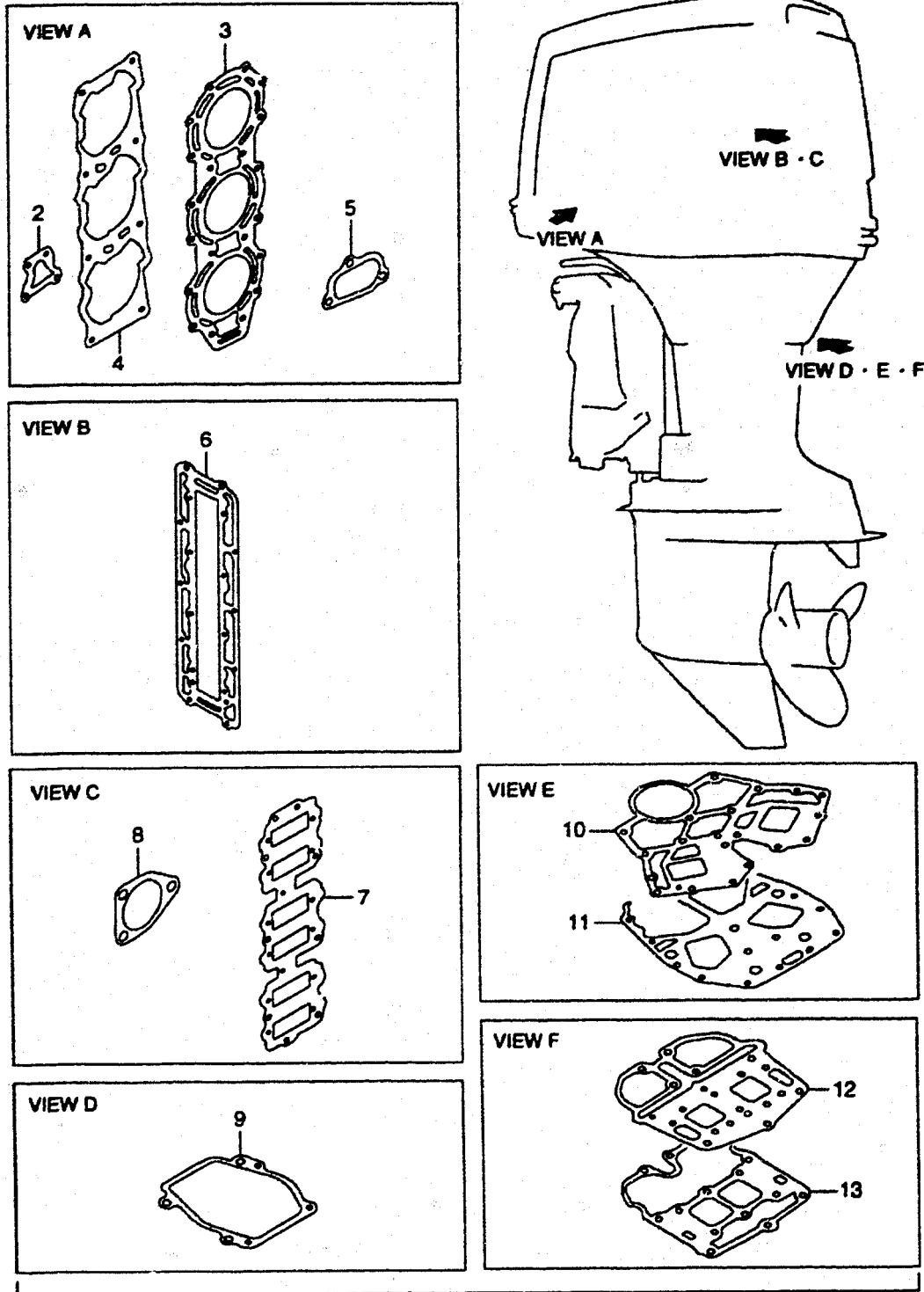


Fig.75 (K-5) OPTIONAL : GASKET SET (DT150,200)

Ref #	Part Number	Description	Qty	Remarks
1	11400-88861	GASKET SET	1	
2	17685-87D10	.GASKET, THERMOSTAT COVER	2	
3	11141-87D40	.GASKET, CYLINDER HEAD	2	
4	11228-88D21	.GASKET, CYLINDER	2	
5	17616-88D00	.GASKET, PRESSURE VALVE CASE	1	
6	14153-88D01	.GASKET, EXHAUST PLATE	2	
7	13121-92E11	.GASKET, INLET CASE	1	
8	13125-88D00	.GASKET, THROTTLE BODY	1	
9	17472-87D10	.GASKET, PUMP CASE UNDER	1	
10	11433-87D30	.GASKET, UNDER OIL SEAL	1	
11	51211-87D30	.GASKET, ENGINE HOLDER	1	
12	52231-87D30	.GASKET, EXHAUST MANIFOLD	1	
13	52331-87D30	.GASKET, EXHAUST TUBE HOUSING	1	

REFER TO FIG.76 (K-6) FOR DT225

FIG.77

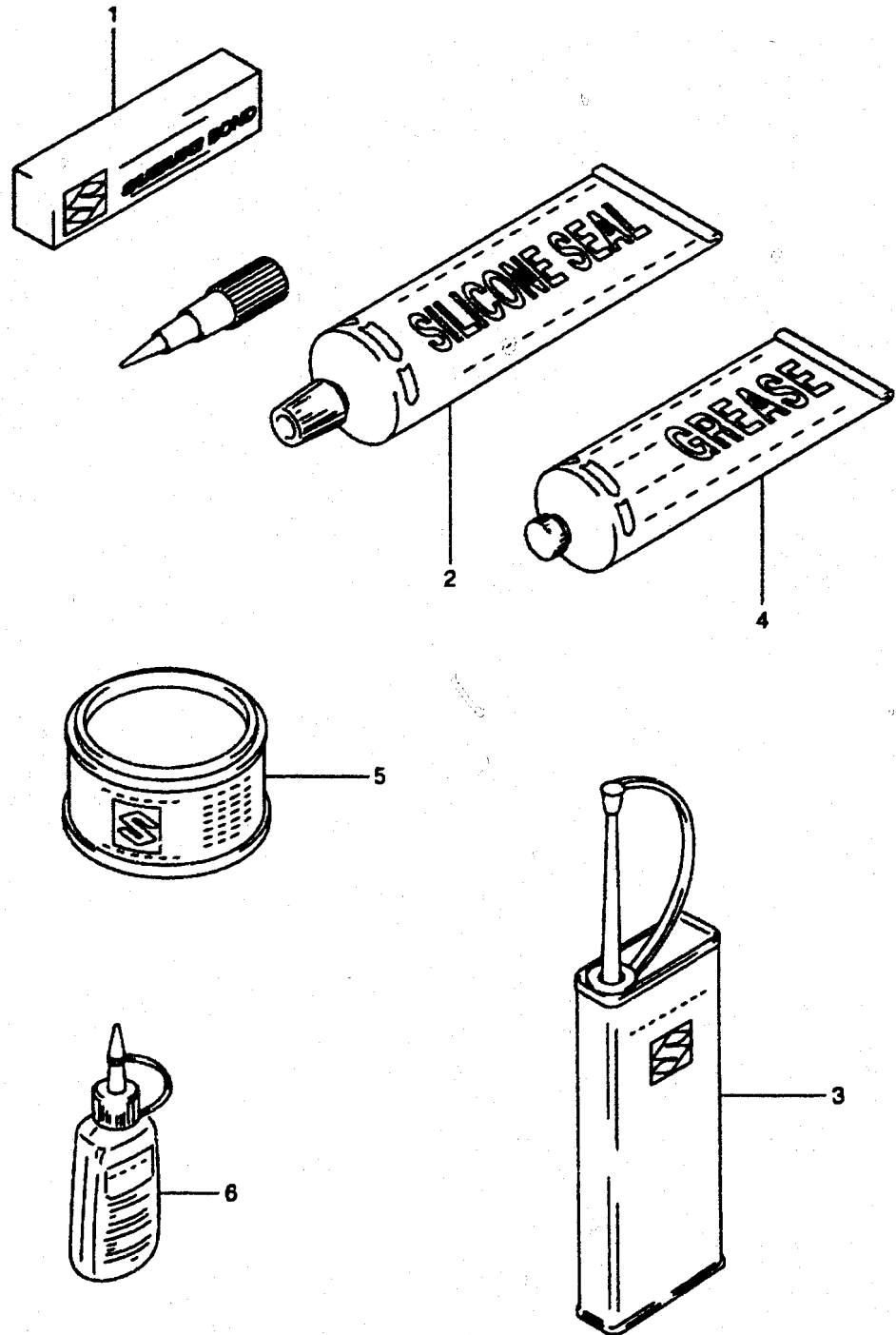


Fig.77 (K-7) OPTIONAL

Ref #	Part Number	Description	Qty	Remarks
1	99104-31140	LIQUID GASKET 1207B)	1	50G, FOR GEAR CASE
2-1	99000-31120	SILICONE SEAL	1	50G, FOR GEAR CASE
2-2	99000-31030	SILICONE SEALANT	1	50G, FOR GEAR CASE
3	99000-32040	CEMENT, THREAD LOCK	1	200G
4	99000-25160	GREASE, WATER RESISTANT	1	250G
5	99000-25010	SUPER GREASE A	1	450G, FOR CRANK OIL SEAL
6-1	99000-32050	THREAD LOCK CEMENT	1	50G (1342)
6-2	99000-32020	THREAD LOCK CEMENT, SUPER	1	50G (1333B)
7-1	99011-87D50-03A	MANUAL, OWNER'S	1	MODEL:98 DRAWING NOT SHOWN
7-2	99011-87D52-03A	MANUAL, OWNER'S	1	MODEL:99
7-3	99011-87D53-03A	MANUAL, OWNER'S	1	MODEL:00
7-4	99011-87D54-03A	MANUAL, OWNER'S	1	MODEL:01
7-5	99011-87D55-03A	MANUAL, OWNER'S	1	DT150 (S, G) MODEL:02
7-6	99011-87D56-03A	MANUAL, OWNER'S	1	DT150 (S, G) MODEL:03
7-7	99011-87DA2-03A	MANUAL, OWNER'S	1	DT225 (G) MODEL:01
7-8	99011-87DA3-03A	MANUAL, OWNER'S	1	DT225 (G) MODEL:02
7-9	99011-87DA4-03A	MANUAL, OWNER'S	1	DT225 (G) MODEL:03