



SUZUKI MARINE

Parts Book

DT 200 (1987-1997)



1703 Hwy 35 So., Laurence Harbor, NJ 08879

(732) 264-7176

(800) 338-0645 FAX (732) 264-2472

www.brownspoint.com

PREFACE

When it becomes necessary to replace parts on SUZUKI OUTBOARD MOTORS, always use SUZUKI GENUINE PARTS which have passed a strict inspection which guarantees quality and performance.

This parts catalogue covers the list of all service parts for SUZUKI DT150/150S/150G/150EFI, '87~'97 MODEL. DT175, '87~'92 MODEL. DT200/200S/200G/200EFI, '87~'97 MODEL. DT225, '90~'00 MODEL. DT225G '98~'00 MODEL.

INSTRUCTIONS FOR QUOTING THE CATALOGUE

1. DIMENSIONS

Dimensions of the parts in this catalogue are indicated in unit millimeters.

2. ABBREVIATIONS

Abbreviations used in this catalogue are as follows:

AR	: As required	NT	: Number of teeth
ASSY	: Assembly	OPT	: Optional
E.No.	: Engine number	OS	: Over size
F.No.	: Frame number	STD	: Standard
d	: Diameter of material	T	: Thickness
ID	: Inside diameter	US	: Under size
OD	: Outside diameter	W	: Width
L	: Length	W/	: With
LH(PORT)	: Left hand side	S,L,UL,LL	: Transom type
RH(STBD)	: Right hand side	SUS	: Stainless steel
~123456	: Up to F.No.15003-123456	PTT	: Power trim and tilt
123456~	: From F.No.15003-123456	00	: MODEL:2000

12 x 34 x 5.6..... Figures in the description column
 T show the dimensions of parts.
 ID OD T(or W,L)

→12345-56781 (Parts No.) : indicates that the parts number was changed to 12345-56781 and the new parts are interchangeable with the former ones but the former ones are not interchangeable with new ones.

←12345-56781 (Parts No.) : indicates that the former and new parts are interchangeable with each other and both are usable.

3. INNER PARTS OF ASSEMBLY

Part name with a dot (.) in front as shown in the description column indicates the component of the assembly also available individually.

4. MODIFICATION NOTICE

A parts bulletin will be sent to you on all occasions when changes in parts occur, including interchangeable modifications between new parts and old ones.

5. NOTE

5-1. There are some different parts from those of production models among spare parts for the administrative reasons and common use of them with other models.

5-2. In respect of rubber hoses and vinyl tubes, please be sure to use them by cutting off according to the length mentioned on parts catalogue or what is actually required on the vehicle.

5-3. Note that the drawings on the illustration page are for ready reference of spare parts number, not to be used as an assembly manual. When assembling, use "SUZUKI SERVICE MANUAL".

6. MODEL NAME AND ENGINE NUMBER

MODEL	YEAR'S	TYPE	TRANSOM	ENGINE No.
DT150TCVH	'87	15001	L,X	15001-702906~
DT150TCVJ	'88	15001	L,X	15001-804252~
DT150TCK	'89	15001	L,X	15001-905904~
DT150TCL	'90	15001	L,X	15001-011001~
DT150TCM	'91	15001	L,X	15001-131001~
DT150TCN	'92	15001	L,X	15001-231001~
DT150TCP	'93	15001	L,X	15001-351001~
DT150TCR	'94	15001	L,X	15001-461001~
DT150TCS	'95	15003	L,X	15003-581001~
DT150TCT	'96	15003	L,X	15003-651001~
DT150TCV	'97	15003	L,X	15003-751001~
DT150STCK	'89	15001	L	15001-905904~
DT150STCL	'90	15001	L	15001-011001~
DT150STCM	'91	15001	L	15001-131001~
DT150STCN	'92	15001	L	15001-231001~
DT150STCP	'93	15001	L	15001-351001~
DT150STCR	'94	15002	L	15002-461001~
DT150STCS	'95	15002	L	15002-581001~
DT150STCT	'96	15002	L	15002-651001~
DT150STCV	'97	15002	L	15002-751001~
DT150GTCULL	'90	15001G	X	15001G-011001~
DT150GTCULM	'91	15001G	X	15001G-131001~
DT150GTCULN	'92	15001G	X	15001G-231001~
DT150GTCULP	'93	15001G	X	15001G-351001~
DT150GTCULR	'94	15001G	X	15001G-461001~
DT150GTCULS	'95	15003G	X	15003G-581001~
DT150GTCULT	'96	15003G	X	15003G-651001~
DT150GTCULV	'97	15003G	X	15003G-751001~

MODEL	YEAR'S	TYPE	TRANSON	ENGINE No.
DT175TCVH	'87	17501	L,X	17501-701001~
DT175TCVJ	'88	17501	L,X	17501-801499~
DT175TCK	'89	17501	L,X	17501-901868~
DT175TCL	'90	17501	L,X	17501-011001~
DT175TCM	'91	17501	L,X	17501-131001~
DT175TCN	'92	17501	L,X	17501-231001~
DT200TCVH	'87	20001	L,X	20001-704009~
DT200TCVJ	'88	20001	L,X	20001-805328~
DT200TCK	'89	20001	L,X	20001-907123~
DT200TCL	'90	20001	L,X	20001-011001~
DT200TCM	'91	20001	L,X	20001-131001~
DT200TCN	'92	20001	L,X	20001-231001~
DT200TCP	'93	20001	L,X	20001-351001~
DT200TCR	'94	20002	L,X	20002-461001~
DT200TCS	'95	20002	L,X	20002-581001~
DT200TCT	'96	20002	L,X	20002-651001~
DT200TCV	'97	20002	L,X	20002-751001~
DT200STCVH	'87	20001	L,X	20001-704009~
DT200STCVJ	'88	20001	L,X	20001-805328~
DT200STCK	'89	20001	L,X	20001-907123~
DT200STCL	'90	20001	L,X	20001-011001~
DT200STCM	'91	20001	L,X	20001-131001~
DT200STCN	'92	20001	L,X	20001-231001~
DT200SGTCULL	'90	20001G	X	20001G-011001~
DT200SGTCULM	'91	20001G	X	20001G-131001~
DT200SGTCULN	'92	20001G	X	20001G-231001~
DT200GTCULP	'93	20001G	X	20001G-351001~
DT200GTCULR	'94	20002G	X	20002G-461001~
DT200GTCULS	'95	20002G	X	20002G-581001~
DT200GTCULT	'96	20002G	X	20002G-651001~
DT200GTCULV	'97	20002G	X	20002G-751001~
DT225L	'90	22501	L,X	22501-011001~
DT225M	'91	22501	L,X	22501-131001~
DT225N	'92	22501	L,X	22501-231001~
DT225P	'93	22501	L,X	22501-351001~
DT225R	'94	22501	L,X	22501-461001~
DT225S	'95	22501	L,X	22501-581001~
DT225T	'96	22501	L,X	22501-651001~
DT225V	'97	22501	L,X	22501-751001~
DT225W	'98	22501	L,X	22501-861001~
DT225X	'99	22501	L,X	22501-971001~
DT225Y	'00	22501	L,X	22501-030001~
DT225GTCULW	'98	22501G	X	22501G-861001~
DT225GTCULX	'99	22501G	X	22501G-971001~
DT225GTCULY	'00	22501G	X	22501G-030001~

MILLIMETER → INCH CONVERSION CHART

	0	1	2	3	4	5	6	7	8	9
00	.000	.039	.079	.118	.157	.197	.236	.276	.315	.354
10	.394	.433	.472	.512	.551	.591	.630	.669	.709	.748
20	.787	.827	.866	.906	.945	.984	1.024	1.063	1.102	1.142
30	1.181	1.220	1.260	1.299	1.339	1.378	1.417	1.457	1.496	1.535
40	1.575	1.614	1.654	1.693	1.732	1.772	1.811	1.850	1.890	1.929
50	1.969	2.008	2.047	2.087	2.126	2.165	2.205	2.244	2.283	2.323
60	2.362	2.402	2.441	2.480	2.520	2.559	2.598	2.638	2.677	2.717
70	2.756	2.795	2.835	2.874	2.913	2.953	2.992	3.031	3.071	3.110
80	3.150	3.189	3.228	3.268	3.307	3.346	3.386	3.425	3.465	3.504
90	3.543	3.583	3.622	3.661	3.701	3.740	3.780	3.819	3.858	3.898

How to read

	0	1	2	3	4
00	---	---	---	---	---
10	---	---	---	---	---
20	---	---	---	0.906	---
30	---	---	---	---	---

23 millimeters equal 0.906 inch.

Contents are subject to change without notice or obligation.

FIG.1

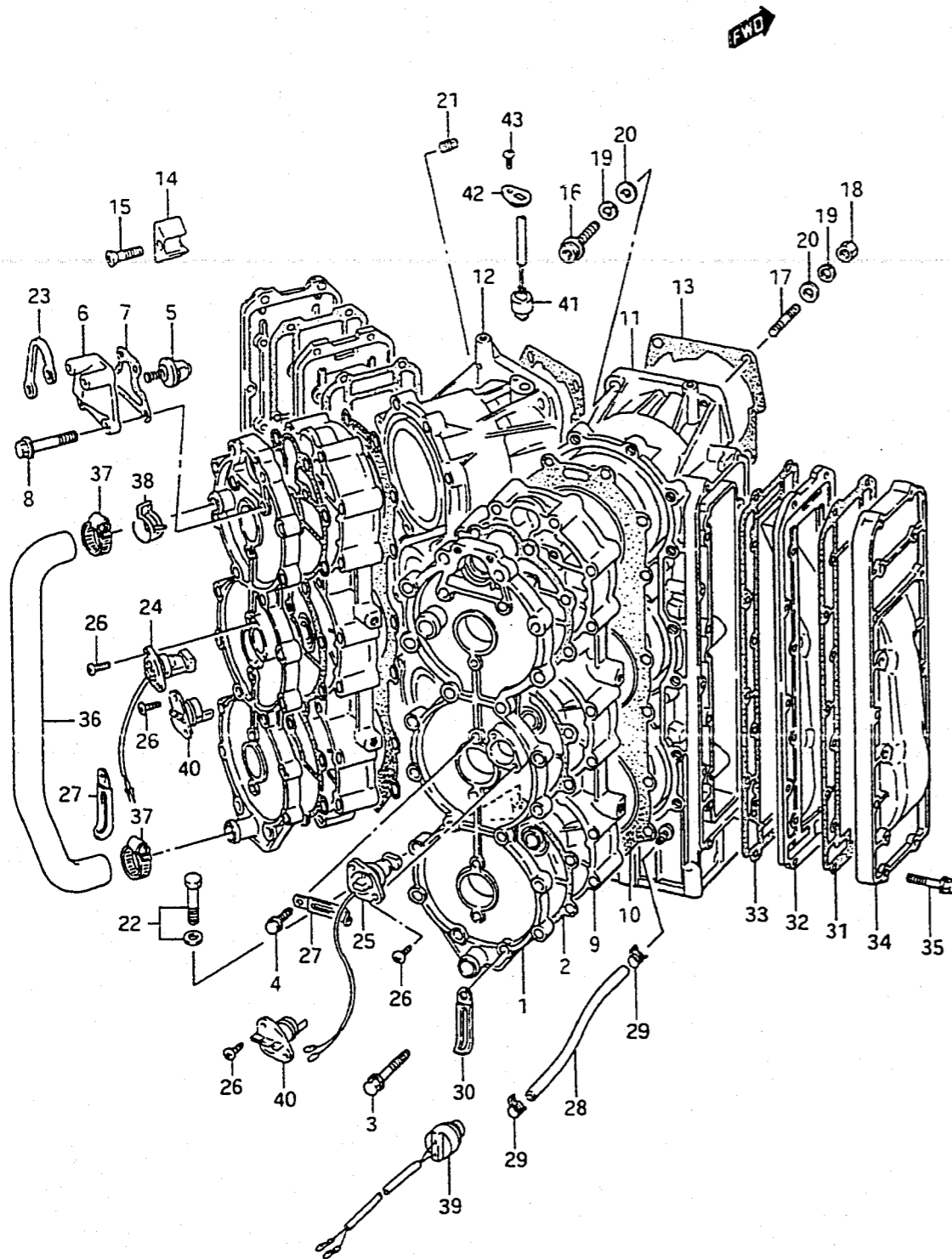


FIG.1 (1-B-2) CYLINDER HEAD (DT150/175/200)(~MODEL:94)

REF.NO.	PART NO.	DESCRIPTION	Q'TY	REMARKS
1	11100-87810	COVER SET, CYLINDER HEAD	2	
2	11162-92E00	GASKET, CYL HEAD COVER	2	
3	09116-08109	BOLT	40	
4	01550-06307	BOLT	10	
5	17670-87D10	THERMOSTAT (42C)	2	
6	17681-87D00-0ED	COVER, THERMOSTAT	2	
7	17685-87D10	GASKET, THERMOSTAT COVER	2	
8	01550-06407	BOLT	8	MODEL:93-
9-1	11111-87D02-0ED	CYLINDER HEAD	2	DT150
9-2	11111-88D02-0ED	CYLINDER HEAD	2	DT175,200
10-1	11141-87D61	GASKET, CYLINDER HEAD	2	~MODEL:87
10-2	11141-87D31	GASKET, CYLINDER HEAD	2	
11	11210-88DV1-0ED	CYLINDER, STBD	1	
12	11220-88D31-0ED	CYLINDER, PORT	1	
13	11228-92E01	GASKET, CYLINDER	2	MODEL:92-94
14	11281-87D00	PROTECTION, ANODE	4	
15	09126-06005	SCREW	4	
16	09106-12001	BOLT	8	
17	09108-12009	STUD BOLT	8	←09108-12003
18	08310-00127	NUT	8	
19	08321-01127	LOCK WASHER	16	
20	08322-01127	WASHER	16	
21	09246-04005	PLUG	1	
22	09116-08100	BOLT (L:80)	2	
23	11291-87D00-0ED	HOOK, ENGINE	1	

COLOR : 0ED (GRAY)

REFER TO FIG.2 (1-B-4) FOR DT150S/200A/200S
 REFER TO FIG.3 (1-B-6) FOR DT150S
 REFER TO FIG.4 (1-B-8) FOR DT200EFI/150EFI
 REFER TO FIG.5 (1-B-10) FOR DT225/225G

FIG.1

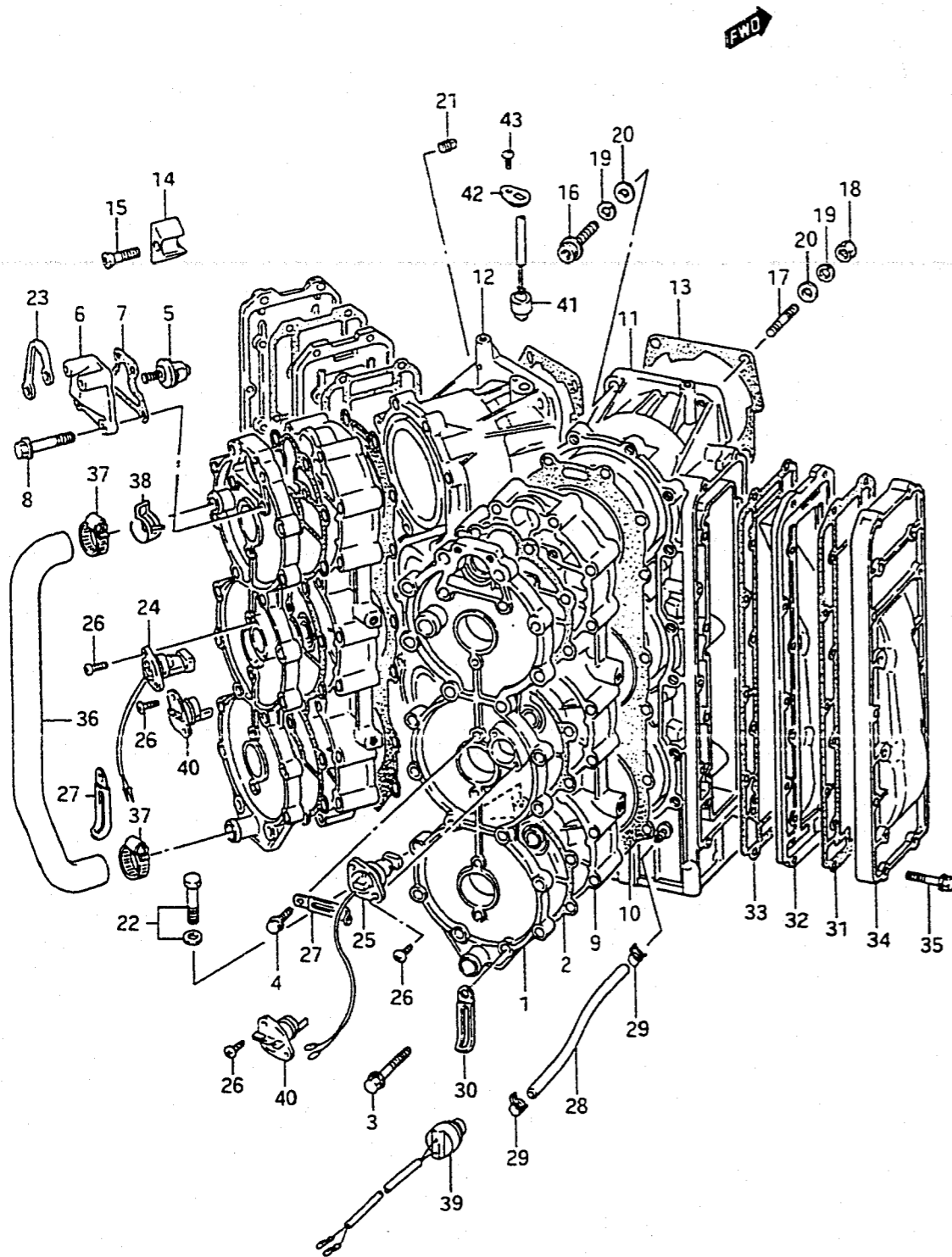


FIG.1 (1-B-3)

CYLINDER HEAD (DT150/175/200)(~MODEL:94)

REF.NO.	PART NO.	DESCRIPTION	Q'TY	REMARKS
24-1	34870-87D04	SENSOR, COOLING WATER,L	1	MODEL:87-89 →34870-87D05 USED WITH 03212-05162(4)
24-2	34870-87D10	SENSOR, COOLING WATER/ENGINE TEMP	1	MODEL:90
25-1	34870-94605	SENSOR, COOLING WATER,R	1	MODEL:87-89 →34870-94630 USED WITH 03212-05163(4)
25-2	34870-94630	SENSOR, COOLING WATER,R	1	MODEL:90
26	03212-05163	SCREW	4	
27	09404-06432	CLAMP (L:80)	2	
28	09352-50903-600	HOSE, INSPECTION	1	L:600→150
29	09401-08411	CLIP	2	
30	09404-08206	CLAMP (L:65)	4	
31	14151-87D10	GASKET, EXHAUST COVER	2	
32	14131-87D01	PLATE, EXHAUST	2	
33	14153-88D00	GASKET, EXHAUST PLATE	2	
34	14141-87D02-0ED	COVER, EXHAUST	2	
35	01550-06357	BOLT	36	
36	11196-87D00	HOSE, WATER	2	
37	09402-26501	CLAMP	4	→09401-25403
38	09401-25403	CLIP	4	MODEL:92-94
39	34820-95D10	SENSOR, ENGINE TEMP	1	MODEL:89
40	34876-92E00	PLUG, WATER SENSOR HOLE	2	MODEL:91-94
41	34820-87D01	SENSOR, CYLINDER TEMP	1	MODEL:91-94
42	34853-94700	SUPPORTER, CYLINDER TEMP	1	MODEL:91-94
43	09125-06069	SCREW, TEMP SENSOR	1	MODEL:91-94

COLOR : 0ED (GRAY)

FIG.2

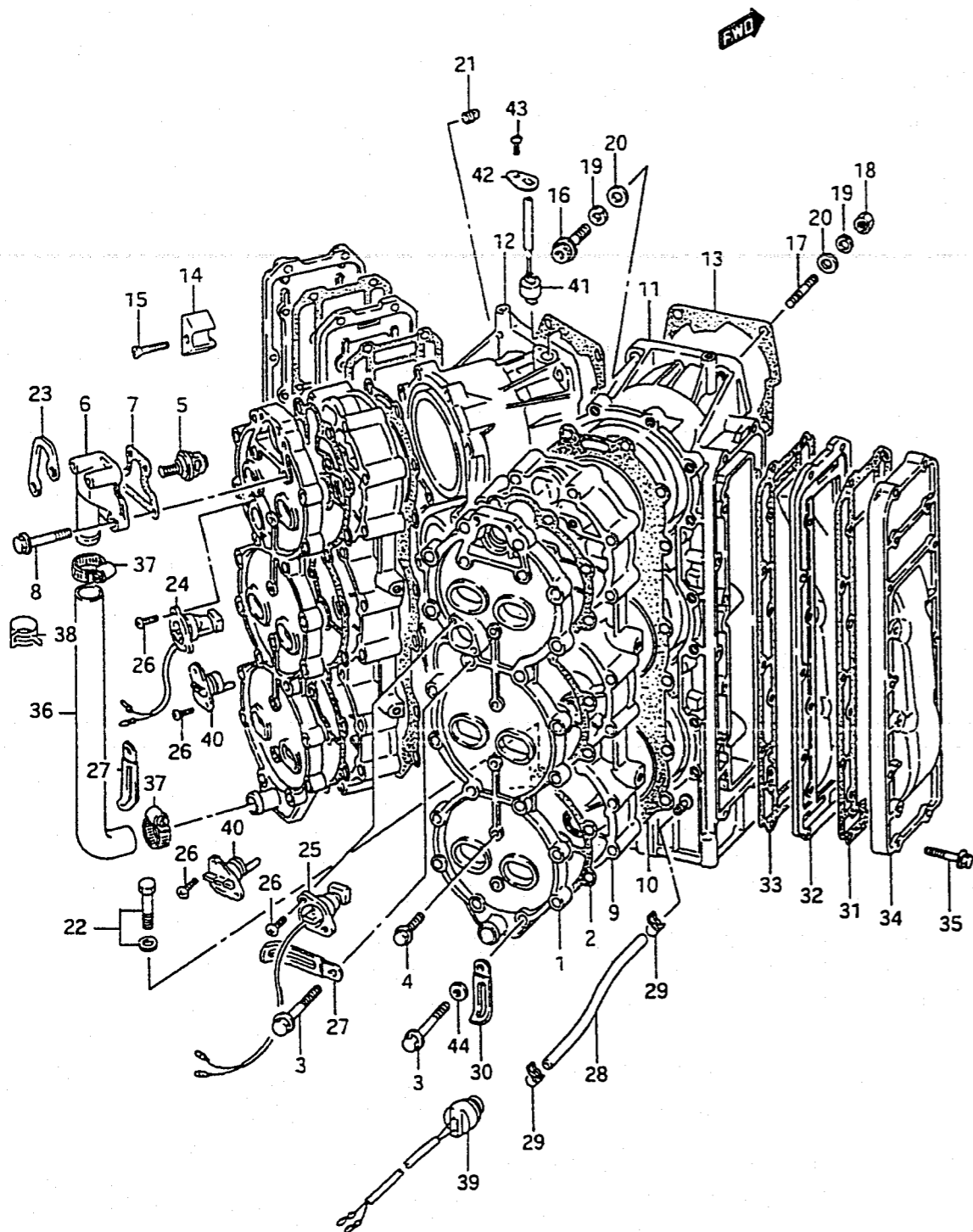


FIG.2 (1-B-4)

CYLINDER HEAD (DT150S/200A/200S)(-MODEL:92)

REF.NO.	PART NO.	DESCRIPTION	Q'TY	REMARKS
1	11100-87820	COVER, CYLINDER HEAD	2	
2	11162-92E11	GASKET, COVER	2	
3	09116-08109	BOLT	40	
4	01550-06307	BOLT	10	
5	17670-87D10	THERMOSTAT	2	
6	17681-87D10-0ED	COVER, THERMOSTAT	2	
7	17685-87D10	GASKET, THERMOSTAT COVER	2	
8	01550-06407	BOLT	8	
9-1	11111-87D12-0ED	CYLINDER HEAD	2	DT150S
9-2	11111-88D10-0ED	CYLINDER HEAD	2	DT200A/200S
10	11141-87D31	GASKET, CYLINDER HEAD	2	
11-1	11210-88DV1-0ED	CYLINDER, STBD	1	DT200A/200S
11-2	11210-87D31-0ED	CYLINDER, STBD	1	DT150S
12-1	11220-88D31-0ED	CYLINDER, PORT	1	DT200A,200S
12-2	11220-87D31-0ED	CYLINDER, PORT	1	MODEL:89/DT150S
12-3	11220-87D27-0ED	CYLINDER, PORT	1	MODEL:90-92/DT150S
13	11228-92E01	GASKET, CYLINDER	2	
14	11281-87D00	PROTECTION, ANODE	4	
15	09126-06005	SCREW	4	
16	09106-12001	BOLT	8	
17	09108-12009	STUD BOLT	8	
18	08310-00127	NUT	8	
19	08321-01127	LOCK WASHER	16	
20	08322-01127	WASHER	16	
21	09246-04005	PLUG	1	
22	09116-08100	BOLT (L:80)	2	
23	11291-87D00-0ED	HOOK, ENGINE	1	

COLOR : 0ED (GRAY)

FIG.2

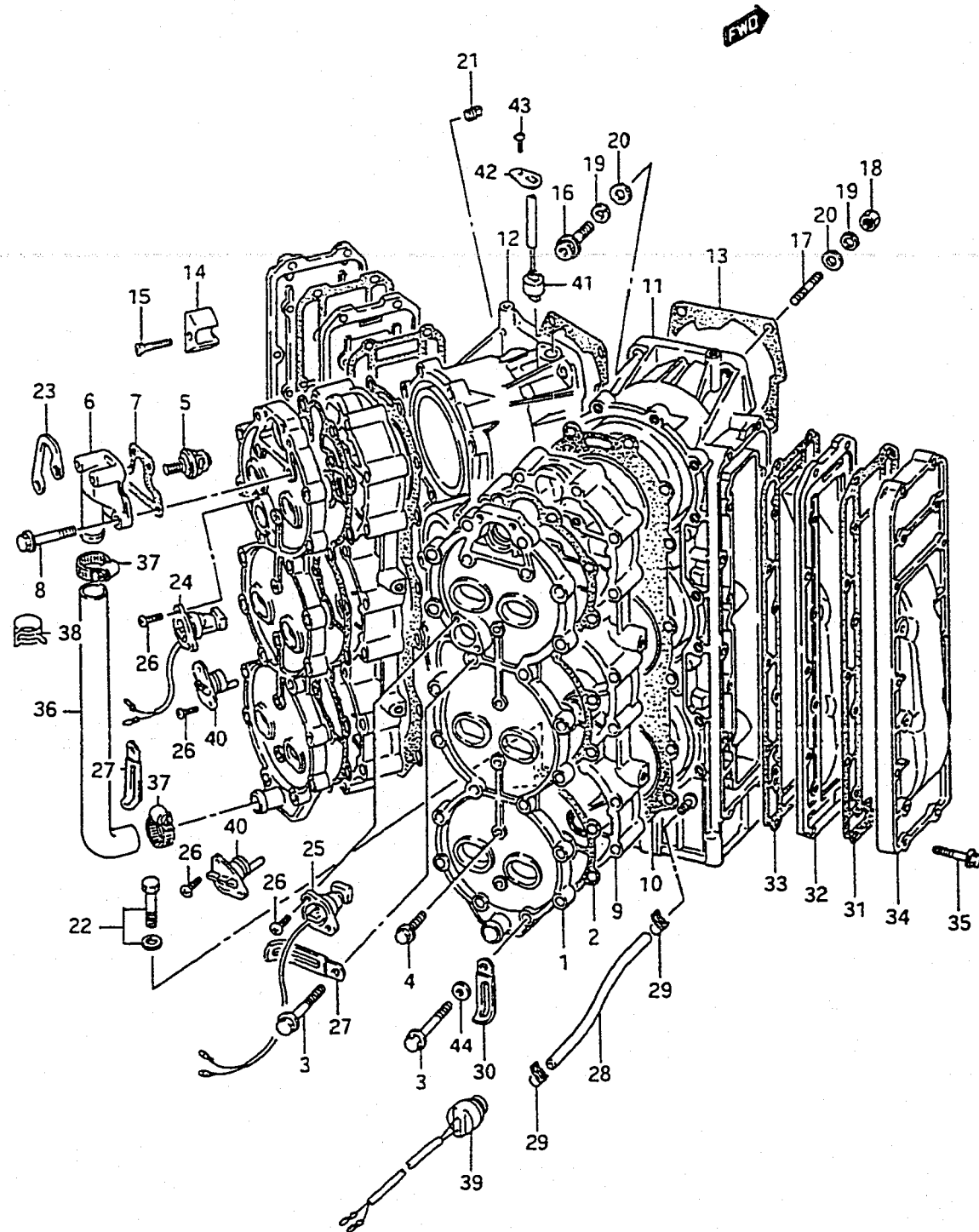


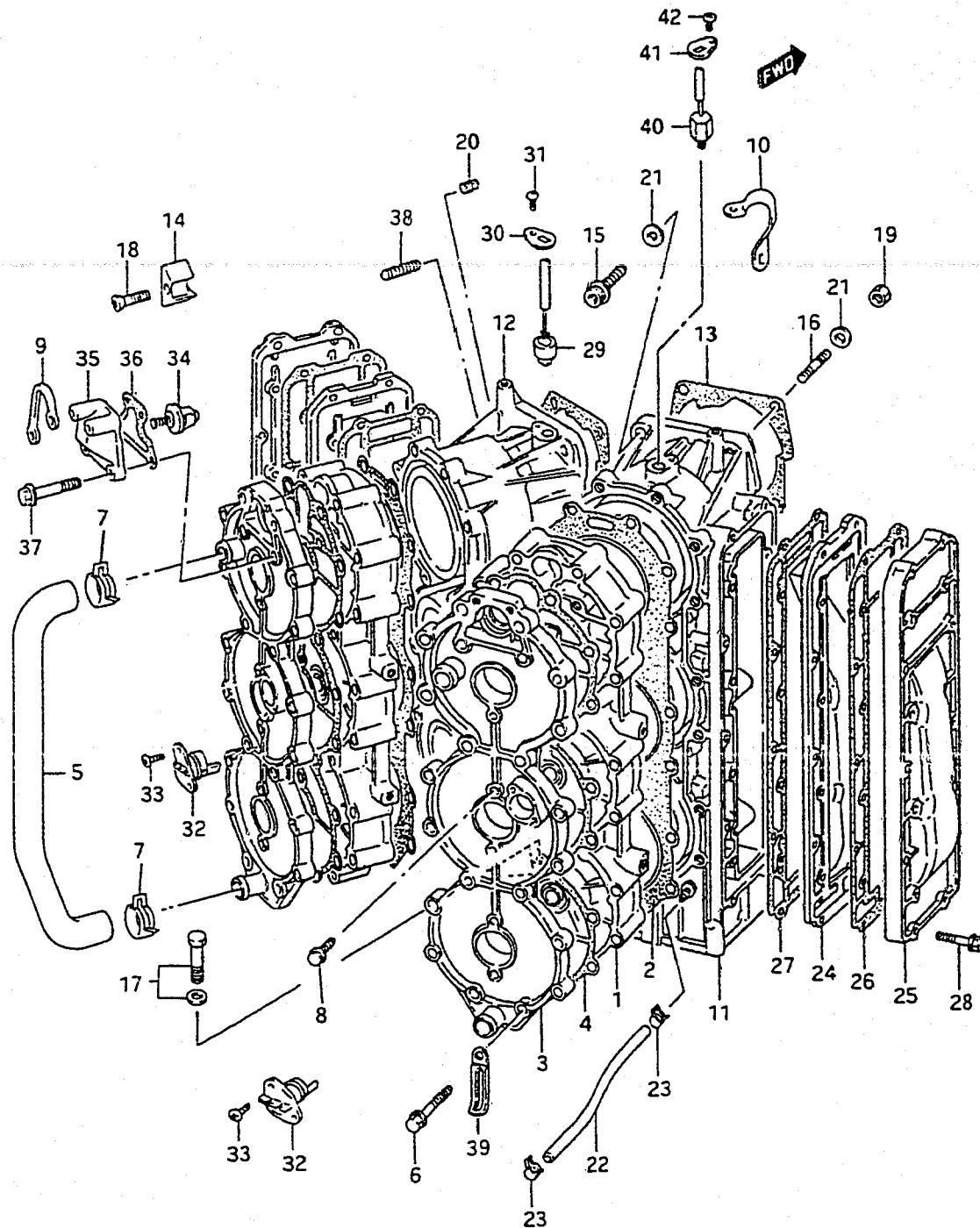
FIG.2 (1-B-5)

CYLINDER HEAD (DT150S/200A/200S)(-MODEL:92)

REF.NO.	PART NO.	DESCRIPTION	Q'TY	REMARKS
24-1	34870-87D04	SENSOR, COOLING WATER,L	1	MODEL:87,88 →34870-87D05 USED WITH 03212-05162(4)
24-2	34870-87D10	SENSOR, COOLING WATER ENGINE TEMP	1	MODEL:90
25-1	34870-94605	SENSOR, COOLING WATER,R	1	→34870-94630 USED WITH 03212-05162(4)
25-2	34870-94630	SENSOR, COOLING WATER,R	1	MODEL:90
26	03212-05123	SCREW	4	
27	09404-08205	CLAMP (L:62)	2	
28	09352-50903-600	HOSE (5X9X600)	1	L:600→150
29	09401-08411	CLIP	2	
30	09404-08206	CLAMP (L:82)	4	
31	14151-87D10	GASKET, EXHAUST COVER	2	
32	14131-87D01	PLATE, EXHAUST	2	
33	14153-88D00	GASKET, EXHAUST PLATE	2	
34	14141-87D02-0ED	COVER, EXHAUST	2	
35	01550-06357	BOLT	36	
36	11196-87D10	HOSE, WATER	2	
37	09402-26501	CLAMP	4	→09401-25403
38	09401-25403	CLAMP	4	MODEL:92
39	34820-95D10	SENSOR, ENGINE TEMP	1	MODEL:89
40	34876-92E00	PLUG, WATER SENSOR HOLE	2	MODEL:91,92
41	34820-87D01	SENSOR, CYLINDER TEMP	1	MODEL:91,92
42	34853-94700	SUPPORTER, CYLINDER TEMP	1	MODEL:91,92
43	09125-06069	SCREW, TEMP SENSOR SUPPORT	1	MODEL:91,92
44	08322-01087	WASHER	40	

COLOR : 0ED (GRAY)

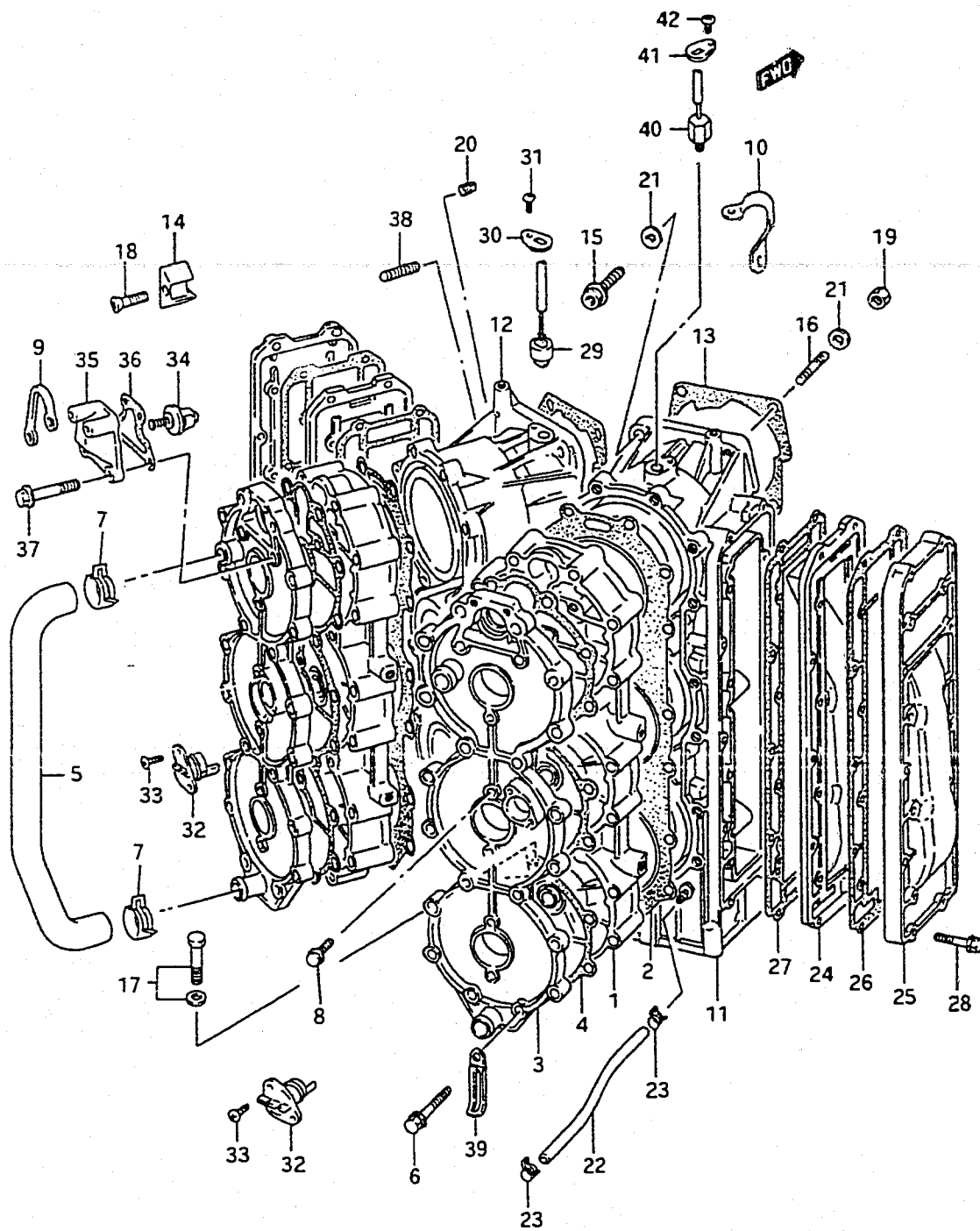
FIG.4



REF.NO.	PART NO.	DESCRIPTION	Q'TY	REMARKS
1-1	11111-88D30-0ED	HEAD, CYLINDER	2	DT200EFI
1-2	11111-87D02-0ED	HEAD, CYLINDER	1	DT150EFI
2	11141-87D31	GASKET, CYLINDER HEAD	2	
3	11100-87810	COVER, CYLINDER HEAD	2	
4	11162-92E00	GASKET, CYLINDER COVER	2	
5	11196-87D00	HOSE, WATER	2	
6	09116-08109	BOLT, CYLINDER HEAD	40	
7	09401-25403	CLIP	4	
8	01550-06307	BOLT	10	
9	11291-87D00-0ED	HOOK, ENGINE	1	
10	11291-87E00-0ED	HOOK, ENGINE	1	
11-1	11210-87D29-0ED	CYLINDER, STBD	1	DT200EFI
11-2	11210-87DV0-0ED	CYLINDER, STBD	1	DT150EFI
12-1	11220-87D27-0ED	CYLINDER, PORT	1	DT200EFI
12-2	11220-87D41-0ED	CYLINDER, PORT	1	DT150EFI
13	11228-88D21	GASKET, CYLINDER	2	
14	11281-87D00	PROTECTION, ANODE	2	
15	09106-12001	BOLT, CYLINDER (12X45)	8	
16	09108-12009	BOLT, CYLINDER STUD	8	
17	09116-08100	BOLT, CYLINDER (8X80)	2	
18	09126-06005	SCREW, PROTECTION ANODE	2	
19	09140-12038	NUT, CYLINDER	8	
20	09246-04005	PLUG, CYLINDER	1	
21	08322-01127	WASHER, CYLINDER	16	
22	09352-50903-600	HOSE, INSPECTION	1	L:600→150
23	09401-08411	CLIP	2	
24	14131-87D01	PLATE, EXHAUST	2	-MODEL:94
25-1	14141-87D02-0ED	COVER, EXHAUST	2	
25-2	14141-87D11-0ED	COVER, EXHAUST	2	MODEL:95-97

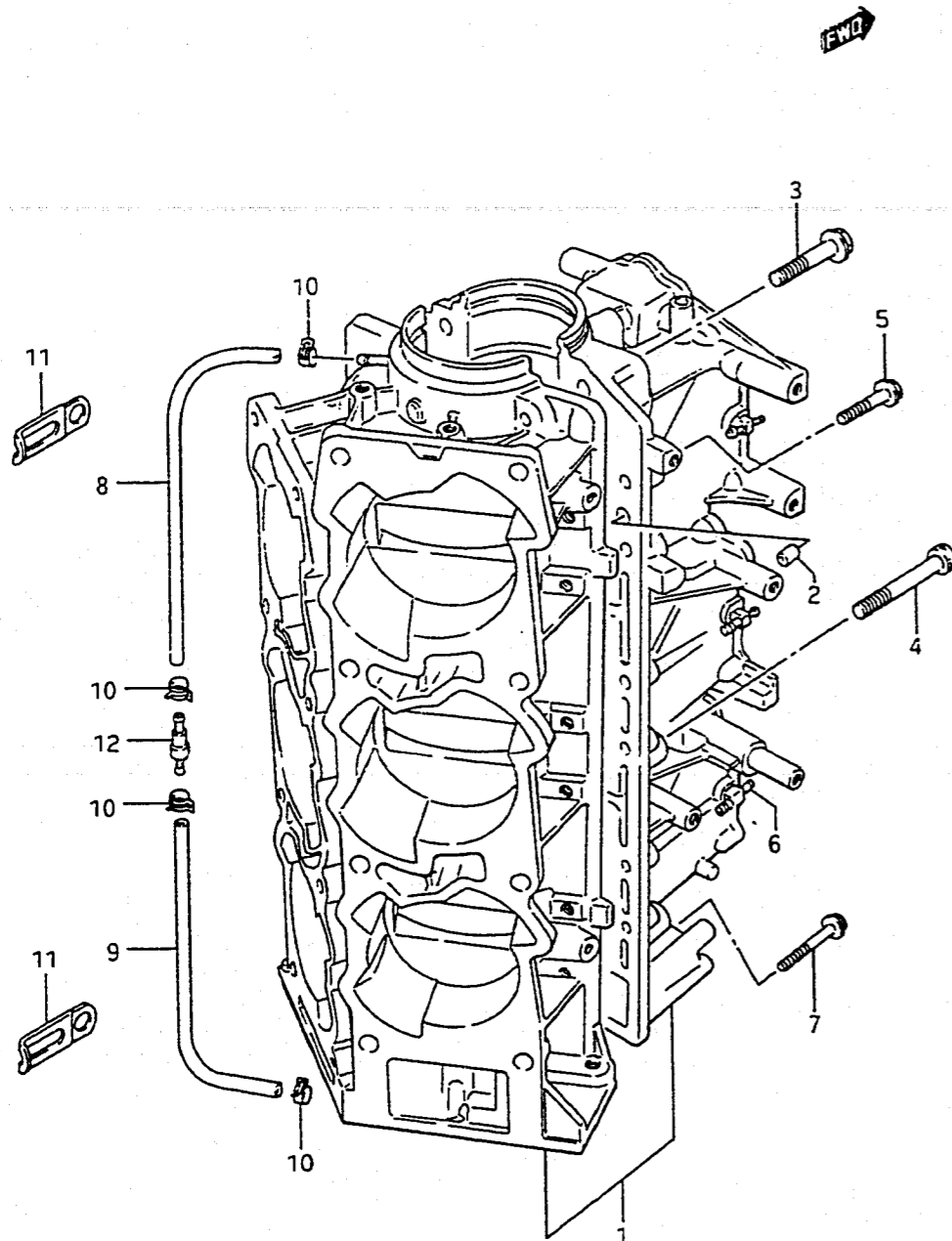
COLOR : 0ED (GRAY)

FIG.4



REF.NO.	PART NO.	DESCRIPTION	Q'TY	REMARKS
26	14151-87D10	GASKET, EXHAUST COVER	2	-MODEL:94
27	14153-88D00	GASKET, EXHAUST PLATE	2	
28	01550-06357	BOLT, EXHAUST COVER	36	
29	34820-92E01	SENSOR, CYLINDER TEMP	1	FOR PORT
30	34853-94700	SUPPORTER, CYLINDER TEMP	1	FOR PORT
31	09125-06069	SCREW, CYLINDER TEMP (6X12)	1	FOR PORT
32	34876-92E00	PLUG, WATER SENSOR	2	
33	03212-05163	SCREW, WATER SENSOR	4	
34	17670-92E10	THERMOSTAT	2	
35	17681-87D00-0ED	COVER, THERMOSTAT	2	
36	17685-87D10	GASKET, THERMOSTAT COVER	2	
37	01550-06407	BOLT, THERMOSTAT	8	
38	09108-12009	STUD BOLT	2	
39	09404-08206	CLAMP (L:65)	4	
40	34850-95D00	SENSOR ASSY, HEAT	1	FOR STBD
41	34853-94700	SUPPORTER	1	FOR STBD
42	09125-06069	SCREW (6X12)	1	FOR STBD

FIG.7



REF.NO.	PART NO.	DESCRIPTION	Q'TY	REMARKS
1-1	11300-87D30-0ED	CRANKCASE ASSY	1	MODEL:89,90 →11300-87D68-0ED USED WITH 09180-06095, 01550-06357
1-2	11300-87D68-0ED	CRANKCASE ASSY	1	MODEL:91~94
1-3	11300-87D22-0ED	CRANKCASE ASSY	1	~MODEL:91/DT150S →11300-87D55-0ED USED WITH 09180-06095, 01550-06357
1-4	11300-87D54-0ED	CRANKCASE ASSY	1	MODEL:92~94/DT150S
1-5	11300-87D09-35J	CRANKCASE ASSY	1	MODEL:87~90/DT200S →11300-87D68-0ED
2	04211-11129	.PIN	2	
3	09106-10045	.BOLT	2	L:50
4	09106-10046	.BOLT	6	L:80
5	01550-08407	.BOLT	12	
6	16710-87D01	.VALVE, CHECK	6	
7	01550-06507	BOLT	2	
8	09355-30705-600	HOSE, LUBRICATION UPPER	1	L:600→330
9	09355-30705-600	HOSE, LUBRICATION LOWER	1	L:600→200
10	09401-06405	CLIP	4	
11	09404-12201	CLAMP	2	
12	16710-95211	CHECK VALVE	1	

REFER TO FIG.8 (1-B-13) FOR DT200EFI/150EFI
 REFER TO FIG.9 (1-B-14) FOR DT150S/225 ~MODEL:94
 REFER TO FIG.10(1-B-15) FOR DT150S/225/225G MODEL:95-00.

COLOR : 02M (SILVER)
 0ED (GRAY)
 35J (GOLD)

FIG. 8

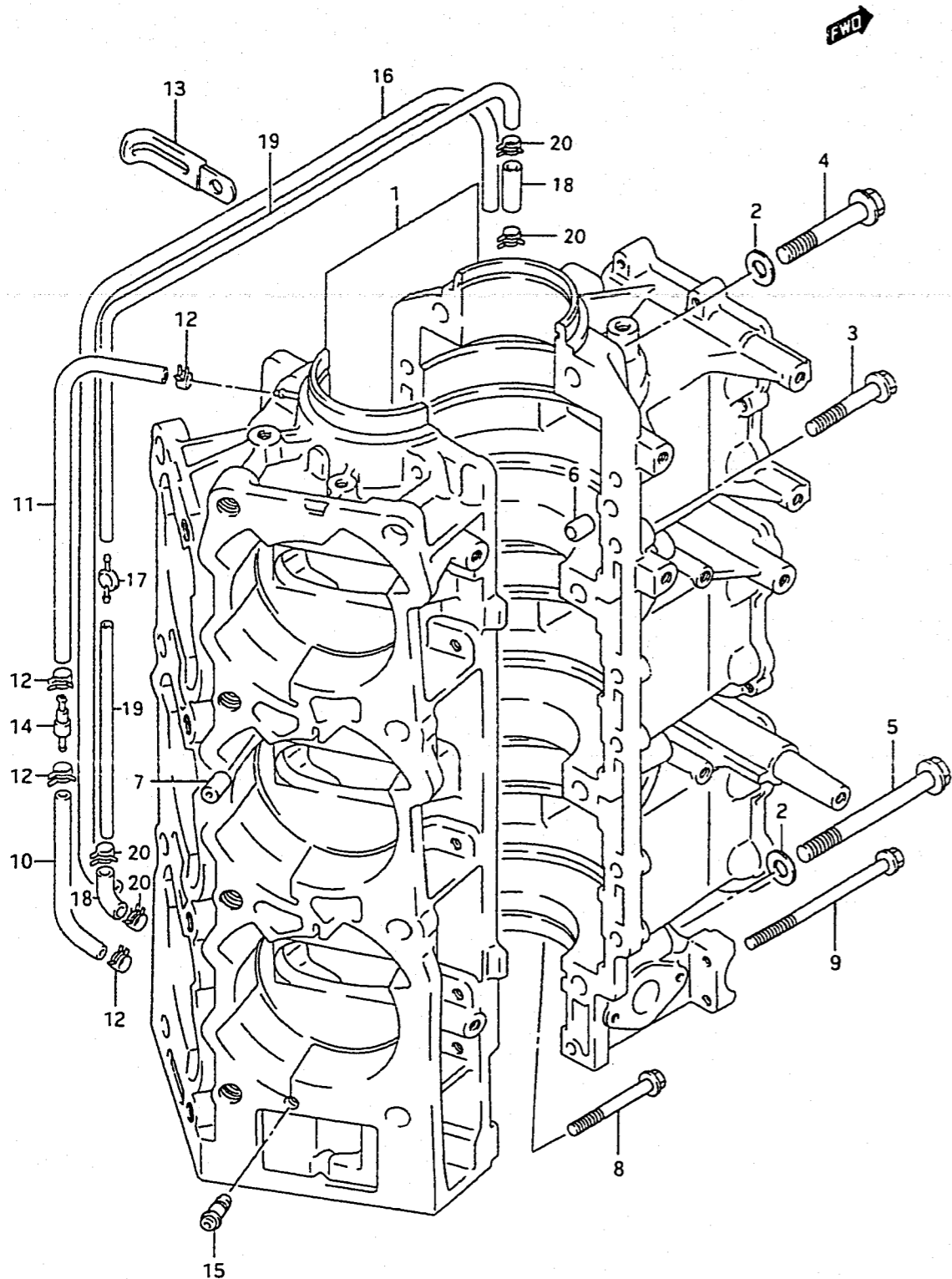


FIG.8 (1-B-13)

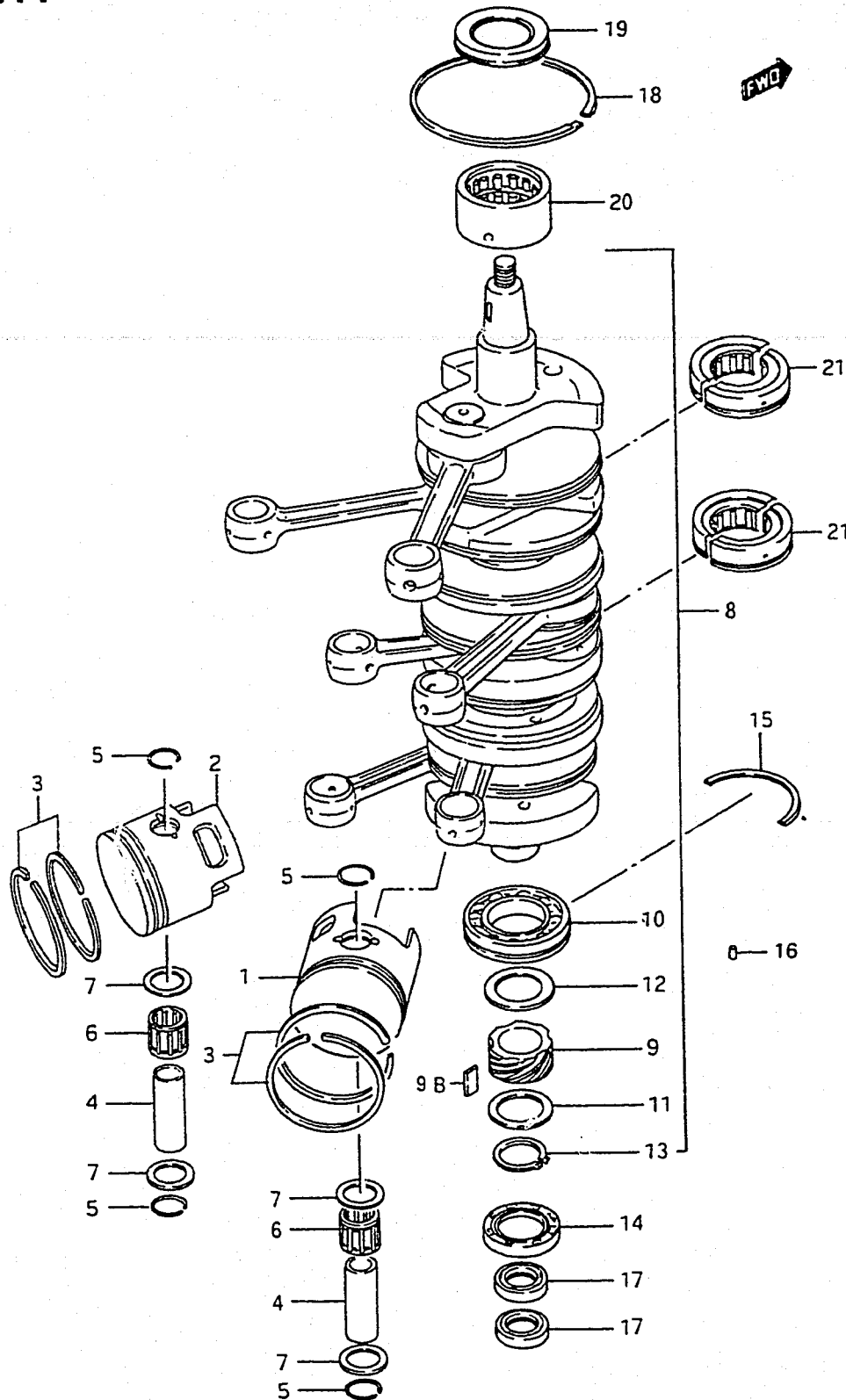
CRANKCASE (DT200EFI/150EFI ~MODEL:97)

REF.NO.	PART NO.	DESCRIPTION	Q'TY	REMARKS
1	11300-87D85-0ED	CRANKCASE ASSY	1	
2-1	08322-01127	.WASHER	8	
2-2	08322-01127	.WASHER	2	MODEL:97
3	01550-08407	.BOLT, CRANKCASE	12	
4	01500-12607	.BOLT, CRANKCASE	2	
5	01560-12907	.BOLT, CRANKCASE	6	
6	04211-11129	.PIN, CRANKCASE KNOCK	2	
7	16710-88D30	.VALVE, CHECK	1	
8	01550-06507	BOLT	1	
9	01550-06907	BOLT	1	
10	09355-30705-600	HOSE, LUBRICATION LOWER	1	L:600→200
11	09355-30705-600	HOSE, LUBRICATION UPPER	1	L:600→330
12	09401-06405	CLIP	4	
13	09404-12201	CLAMP, LUBRICATION HOSE	2	
14	16710-95211	VALVE, LUBRICATION	1	
15	16710-87E10	VALVE, CHECK	3	
16	09355-25705-00B	HOSE, LUBRICATION NO.2	1	L:2000→700
17	16810-95501	FILTER, LUBRICATION	1	
18	09352-30503-600	HOSE, LUBRICATION NO.2	2	L:600→20 MODEL:96,97
19	09352-50901-600	HOSE, LUBRICATION NO.2	2	L:600→330 MODEL:96,97
20	09401-08411	CLIP	4	MODEL:96,97

COLOR : 0ED (GRAY)

FIG. 11

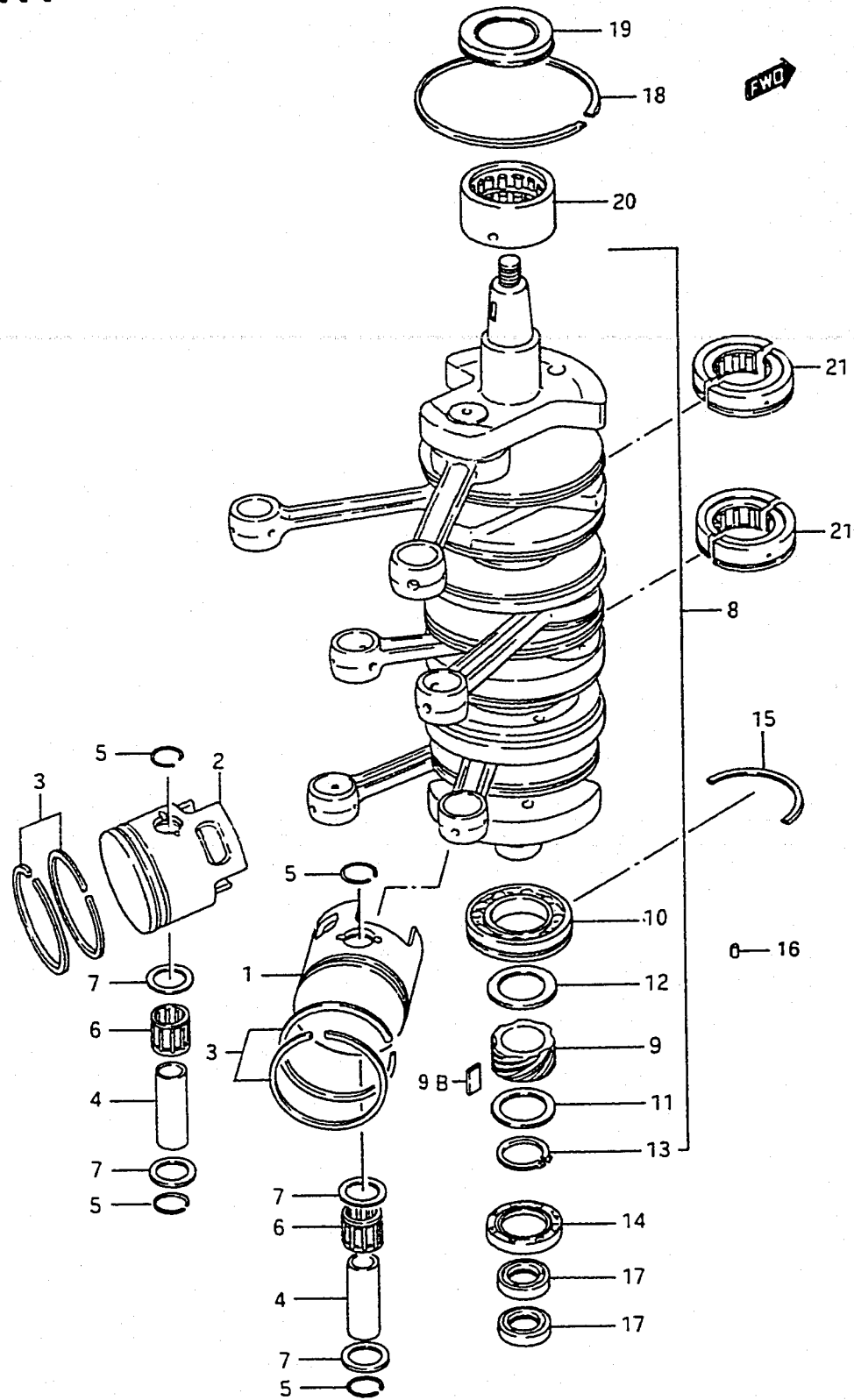
Q'TY



REF.NO.	PART NO.	DESCRIPTION	Q'TY	REMARKS
1-1	12110-87D08	PISTON, STBD	3	DT150
1-2	12110-88D03	PISTON, STBD	3	MODEL:87,88/DT150S MODEL:87-93/DT175/200
1-3	12110-87D13	PISTON, STBD	3	MODEL:89-92/DT150S
1-4	12100-88D40-025	PISTON, STBD (OS:0.25)	3	OPT
1-5	12100-88D40-050	PISTON, STBD (OS:0.50)	3	OPT
2-1	12120-87D08	PISTON, PORT	3	DT150
2-2	12120-88D03	PISTON, PORT	3	MODEL:87-93/175/200/ 200A/200S MODEL:87,88/150S
2-3	12120-87D13	PISTON, PORT	3	MODEL:89-92/DT150S
2-4	12190-88D40-025	PISTON, PORT (OS:0.25)	3	OPT
2-5	12190-88D40-050	PISTON, PORT (OS:0.50)	3	OPT
3-1	12140-87D02	RING SET, PISTON	6	DT150
3-2	12140-88D00	RING SET, PISTON	6	MODEL:87-94 DT175/200/200A/200S MODEL:87,88 DT150S
3-3	12140-87D02	RING SET, PISTON	6	MODEL:89-92/DT150S
4	12151-87D01	PIN	6	
5	09381-22004	CIRCLIP	12	
6	09263-22063	BEARING (22X28X29.9)	6	
7	09181-22251	WASHER	12	
8	12200-92E04	CRANKSHAFT ASSY	1	
9	16321-94600	.GEAR, OIL PUMP DRIVE	1	
9B	09421-10002	.KEY, OIL PUMP DRIVE GEAR	1	
10	09262-45005	.BEARING, CRANKSHAFT UNDER	1	45X85X19
11	09181-35167	.WASHER, OIL PUMP DRIVE UNDER	1	
12	09181-35240	.WASHER, OIL PUMP DRIVE UPPER	1	
13	08331-31356	.CIRCLIP, DRIVE GEAR	1	

REFER TO FIG.12(1-C-4) FOR DT200EFI/150EFI -MODEL:97
REFER TO FIG.13(1-C-5) FOR DT225/225G/150S

FIG. 11



REF.NO.	PART NO.	DESCRIPTION	Q'TY	REMARKS
14	09283-35030	SEAL, CRANKSHAFT UNDER OIL	1	35X58X8
15	09390-80003	C RING	1	83.2X91X2
16	04221-04089	KNOCK PIN, CRANKSHAFT BEARING	3	
17	09282-24004	OIL SEAL (24X40X7)	2	
18	12323-87D01	RING, CRANKSHAFT SEAL	5	
19-1	09283-45003	OIL SEAL, UPPER (45X75X8)	1	MODEL:88-90
19-2	09283-45006	OIL SEAL, UPPER (45X75X8)	1	MODEL:91-94
20	09269-45005	BEARING, CRANKSHAFT UPPER	1	
21	09269-45004	BEARING, CRANKSHAFT MIDDLE	2	45X72X25

FIG. 12

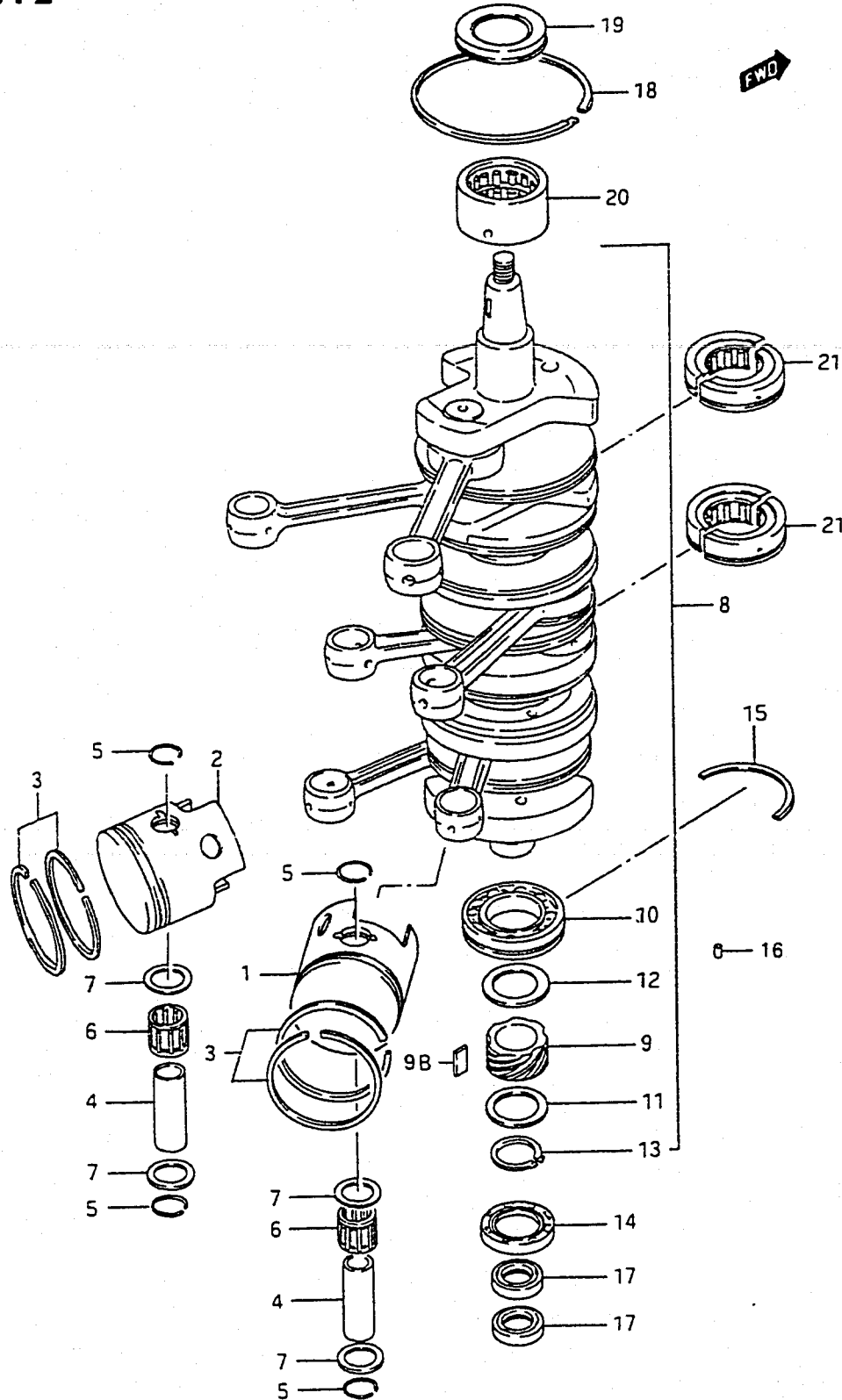


FIG.12 (1-C- 4) CRANKSHAFT (DT200EFI/150EFI -MODEL:97)

REF.NO.	PART NO.	DESCRIPTION	Q'TY	REMARKS
1-1	12110-88D30	PISTON, STBD	3	DT200EFI
1-2	12110-88D40	PISTON, STBD	3	DT150EFI
1-3	12100-88D40-025	PISTON SET, STBD (OS:0.25)	3	OPT,DT150EFI 96-97
1-4	12100-88D40-050	PISTON SET, STBD (OS:0.50)	3	OPT,DT150EFI 96-97
2-1	12120-88D50	PISTON, PORT	3	DT200EFI
2-2	12120-88D40	PISTON, PORT	3	DT150EFI
2-3	12190-88D40-025	PISTON SET, PORT (OS:0.25)	3	OPT,DT150EFI MODEL:96,97
2-4	12190-88D40-050	PISTON SET, PORT (OS:0.50)	3	OPT,DT150EFI MODEL:96,97
3-1	12140-92E40	RING SET, PISTON	6	DT200EFI
3-2	12140-88D00	RING SET, PISTON	6	DT150EFI
3-3	12140-88D00-025	RING SET, PISTON	6	OPT DT150EFI
3-4	12140-88D00-050	RING SET, PISTON	6	OPT 150EFI
4	12151-87D01	PIN	6	
5	09381-22004	CIRCLIP	12	
6	09263-22063	BEARING (22X28X29.9)	6	
7	09169-22007	WASHER	12	
8	12200-92E04	CRANKSHAFT ASSY	1	
9	16321-94600	.GEAR, OIL PUMP DRIVE	1	
9B	09421-10002	.KEY	1	
10	09262-45005	.BEARING, CRANKSHAFT UNDER	1	45X85X19
11	09181-35167	.WASHER, OIL PUMP DRIVE UNDER	1	
12	09181-35240	.WASHER, OIL PUMP DRIVE UPPER	1	
13	08331-31356	.CIRCLIP, DRIVE GEAR	1	
14	09283-35030	SEAL, CRANKSHAFT UNDER OIL	1	35X58X8
15	09390-80003	C RING	1	83.2X91X2
16	04221-04089	KNOCK PIN, CRANKSHAFT BEARING	3	
17	09282-24004	SEAL, DRIVE SHAFT UPPER	2	24X40X7
18	12323-87D01	RING, CRANKSHAFT SEAL	7	
19	09283-45006	OIL SEAL, UPPER (45X75X8)	1	
20	09269-45005	BEARING, CRANKSHAFT UPPER	1	45X72X34
21	09269-45004	BEARING, CRANKSHAFT MIDDLE	2	45X72X25

FIG. 14

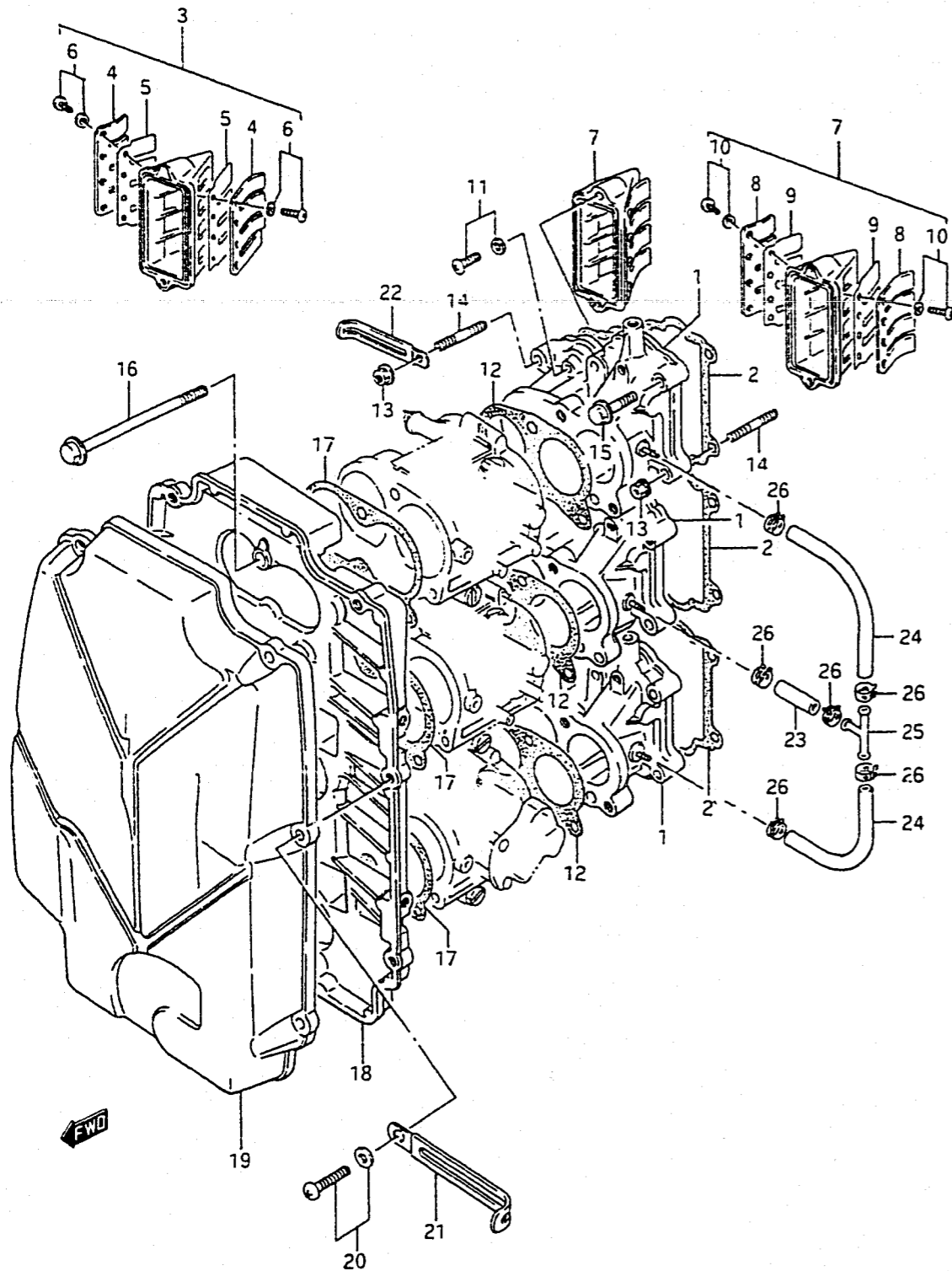


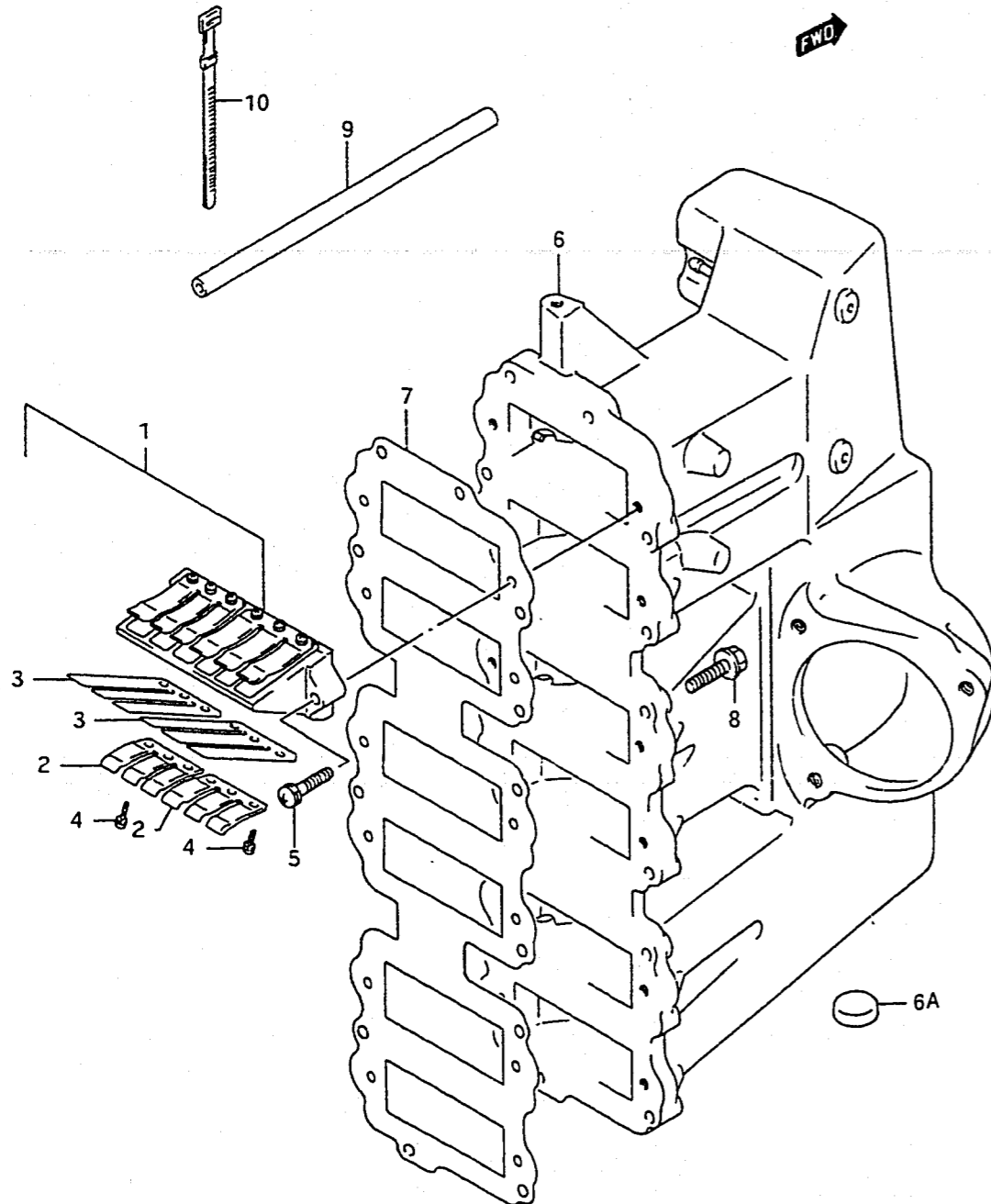
FIG.14 (1-C-6)

INLET CASE

REF.NO.	PART NO.	DESCRIPTION	Q'TY	REMARKS
1	13110-87D10-0ED	CASE, INLET (GRAY)	3	
2	13121-87D10	GASKET, INLET CASE	3	
3	13150-87D11	VALVE ASSY, REED	6	DT150
4	13152-87D11	.STOPPER	12	
5	13153-87D00	.VALVE, REED	12	
6	02112-33063	.SCREW	48	
7	13150-88D02	VALVE ASSY, REED	6	DT150S/175/200/200A/200S
8	13152-87D01	.STOPPER	12	
9	13153-87D00	.VALVE, REED	12	
10	02112-33063	.SCREW	48	
11	02112-35253	SCREW	12	
12	13125-87D10	GASKET, CARBURETOR	3	
13	08316-10067	NUT	6	
14	01421-06307	STUD BOLT	6	
15	01550-06357	BOLT	12	
16	09103-08188	BOLT	9	
17	13855-87D10	GASKET, SILENCER	3	
18	13811-87D01	CASE, SILENCER	1	
19	13812-87D01	COVER, SILENCER	1	
20	02112-16253	SCREW	6	
21	09404-06434	CLAMP (L:95)	1	
22	09404-06432	CLAMP (L:65)	3	
23	09352-50903-600	HOSE (5X9X600)	2	L:600→33
24	09352-50903-600	HOSE (5X9X600)	4	L:600→150
25	09367-06002	3-WAY	2	
26	09401-08411	CLIP	12	

REFER TO FIG.15(1-C-7) FOR DT150S/150EFI/200EFI/225/225G

FIG. 15



REF.NO.	PART NO.	DESCRIPTION	Q'TY	REMARKS
1	13150-92E30	VALVE ASSY, REED	6	
2	13152-92E40	.STOPPER, REED VALVE	24	
3	13153-92E01	.VALVE, REED	24	
4	02112-33063	.SCREW, REED VALVE	72	
5	09125-05075	SCREW, REED VALVE	12	
6-1	13110-92E04-0ED	MANIFOLD, INLET	1	DT225 -MODEL:94
6-2	13110-92E12-0ED	MANIFOLD, INLET	1	DT225 MODEL:95-00
6-3	13110-92E12-0ED	MANIFOLD, INLET	1	DT150S/150EFI/200EFI -MODEL:97
6A	09241-30009	.PLUG	2	
7	13121-92E11	GASKET, INLET CASE	1	
8	01550-06257	BOLT, INLET CASE	14	
9	09352-50903-600	HOSE,AIR ASSIST	2	L:600→230 MODEL:95-00
10	09407-12402	CLAMP	1	MODEL:95-00

COLOR : 0ED (GRAY)

(*) : DT150S/150EFI/200EFI -MODEL:97
DT225 -MODEL:00
DT225G MODEL:98-00

FIG. 16

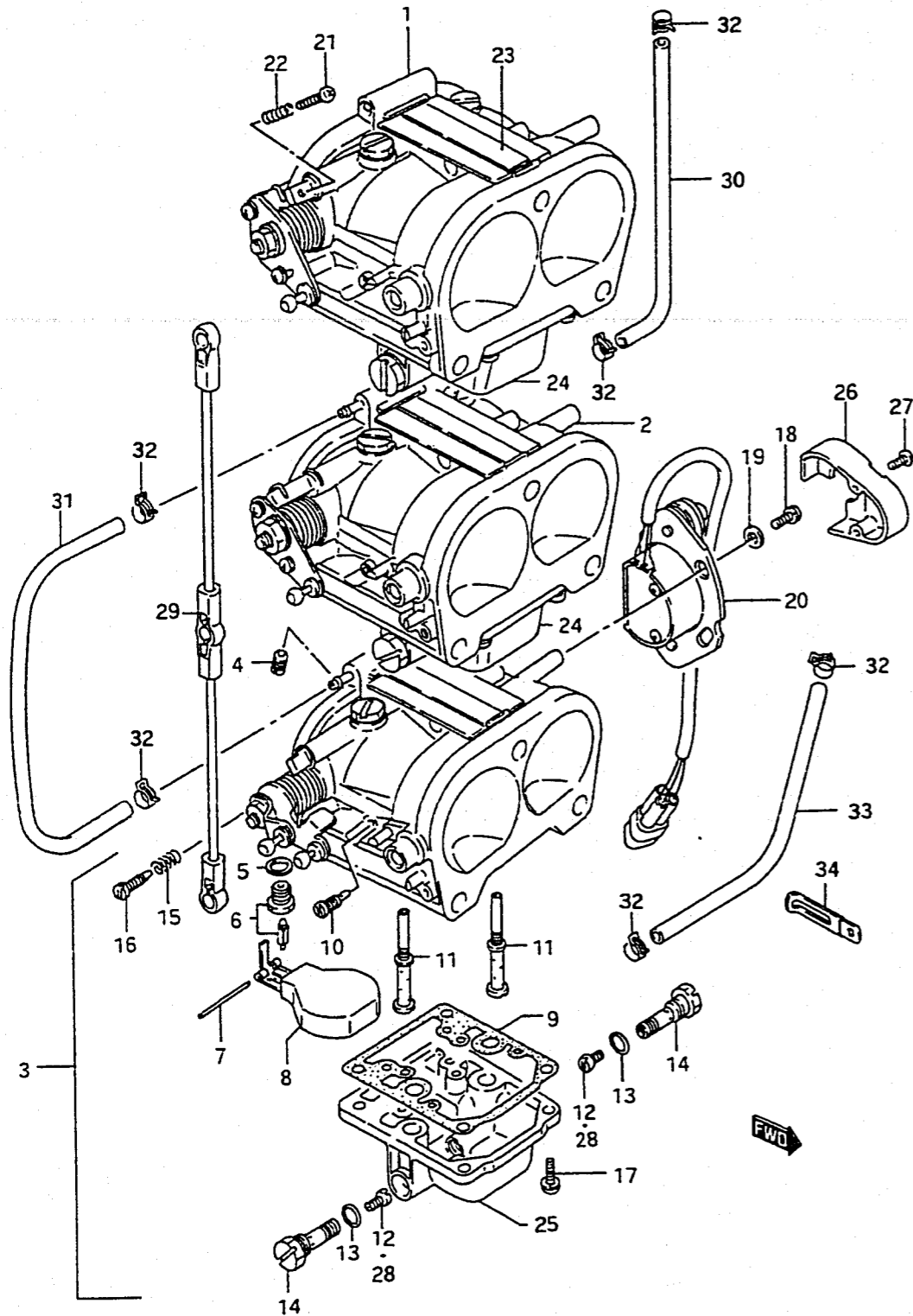


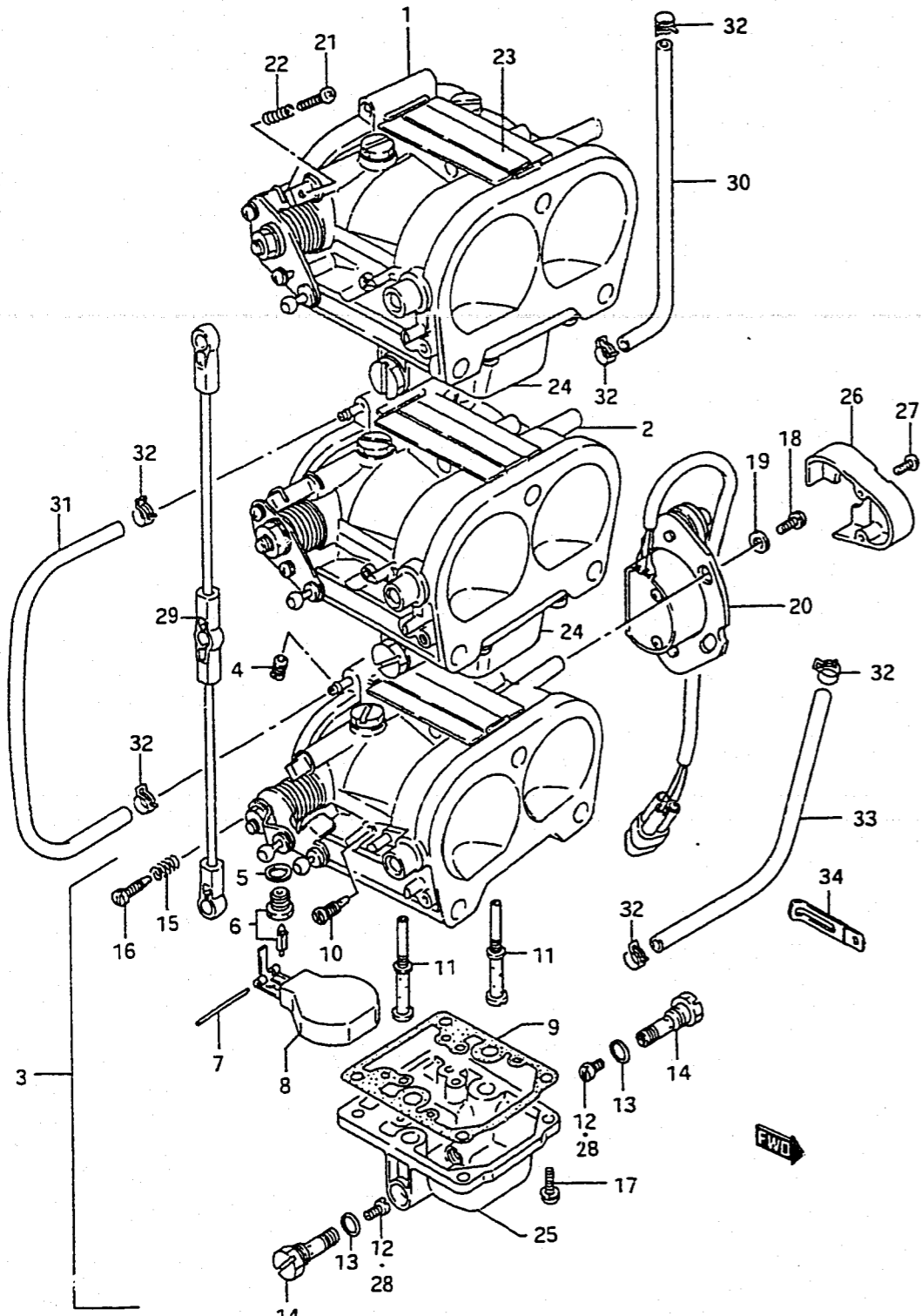
FIG.16 (1-C- 8)

CARBURETOR

Q'TY

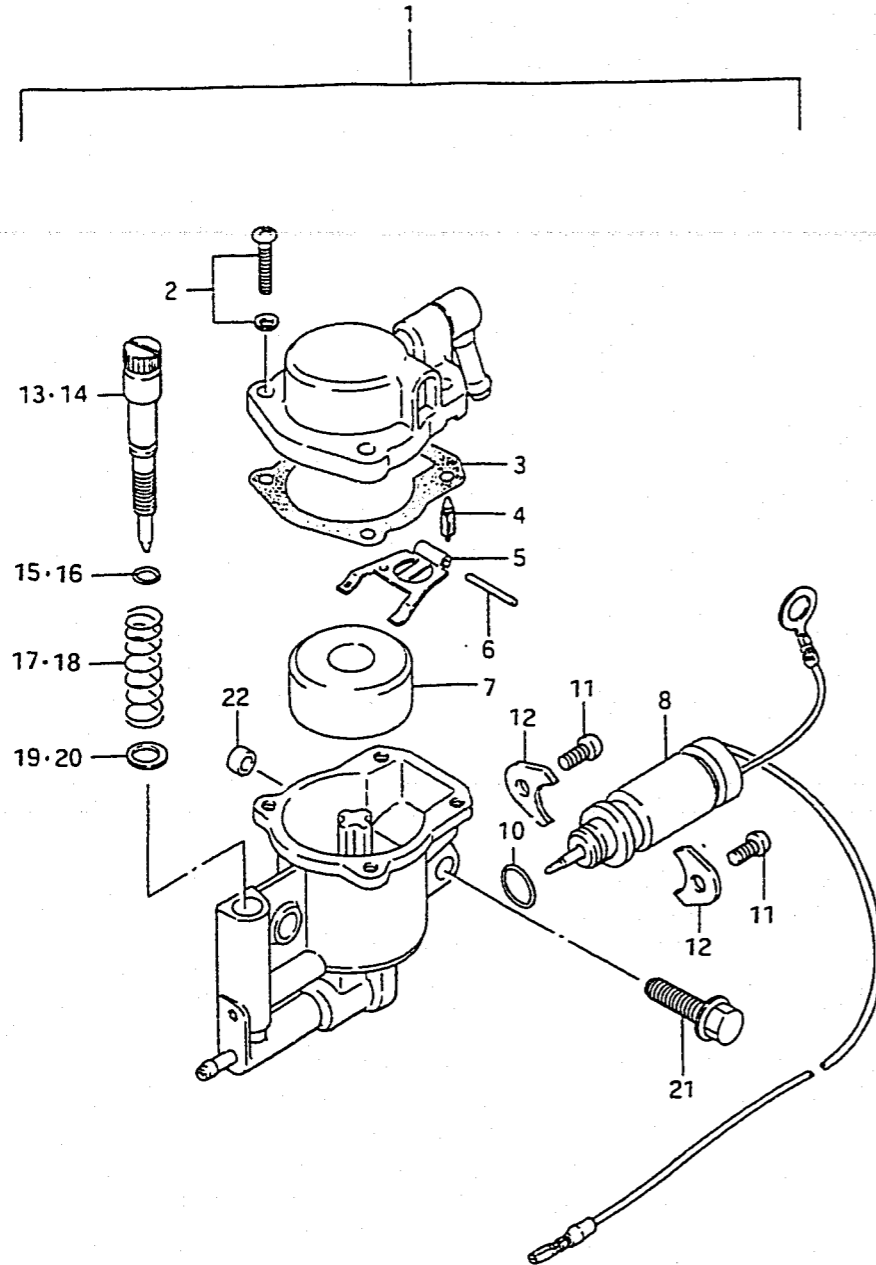
REF.NO.	PART NO.	DESCRIPTION	Q'TY	REMARKS
1-1	13201-87DE3	CARBURETOR, TOP	1	-MODEL:94/DT150
1-2	13201-87DF3	CARBURETOR, TOP	1	MODEL:87-92/DT150S
1-3	13201-88D50	CARBURETOR, TOP	1	MODEL:91/DT175
1-4	13201-88DF3	CARBURETOR, TOP	1	MODEL:92/DT175
1-5	13201-88DE4	CARBURETOR, TOP	1	MODEL:87-90/ DT200/200A/200S
2-1	13202-87DE2	CARBURETOR, 2ND	1	MODEL:91-94/DT150
2-2	13202-87DF2	CARBURETOR, 2ND	1	MODEL:87-92/DT150S
2-3	13202-88DD1	CARBURETOR, 2ND	1	MODEL:87-91/DT175
2-4	13202-88DF3	CARBURETOR, 2ND	1	MODEL:92/DT175
2-5	13202-88DE3	CARBURETOR, 2ND	1	MODEL:87-92/DT200/200S
3-1	13203-87DE2	CARBURETOR, 3RD	1	MODEL:91-94/DT150
3-2	13203-87DF2	CARBURETOR, 3RD	1	MODEL:87-92/DT150S
3-3	13203-88DD1	CARBURETOR, 3RD	1	MODEL:87,88/DT175
3-4	13203-88DF3	CARBURETOR, 3RD	1	MODEL:92/DT175
3-5	13203-88DE3	CARBURETOR, 3RD	1	MODEL:87-92 DT200/200A/200S
4	09492-30004	.JET	6	
5	13392-58600	.GASKET, NEEDLE VALVE	3	
6	13370-87D00	.NEEDLE VALVE ASSY (H:2.0)	3	
7	13254-87D00	.PIN	3	
8	13250-87D00	.FLOAT ASSY	3	
9	13251-87D20	.GASKET	3	
10-1	09492-77001	.PILOT JET (77.5)	6	DT150
10-2	09492-82002	.PILOT JET (82.5)	6	DT150S
10-3	09492-85001	.PILOT JET (85)	6	DT175
10-4	09492-92001	.PILOT JET (92.5)	6	DT200/200A/200S
11-1	13235-87D20	.MAIN NOZZLE	6	MODEL:87,88/150 MODEL:90-92/150S
11-2	13235-87D40	.MAIN NOZZLE	6	MODEL:89-94/150
11-3	13235-87D30	.MAIN NOZZLE	6	MODEL:87-91/DT150S,175
11-4	13235-88D70	.MAIN NOZZLE	6	MODEL:92/DT175
11-5	13235-88D00	.MAIN NOZZLE	6	DT200/200A/200S

FIG. 16



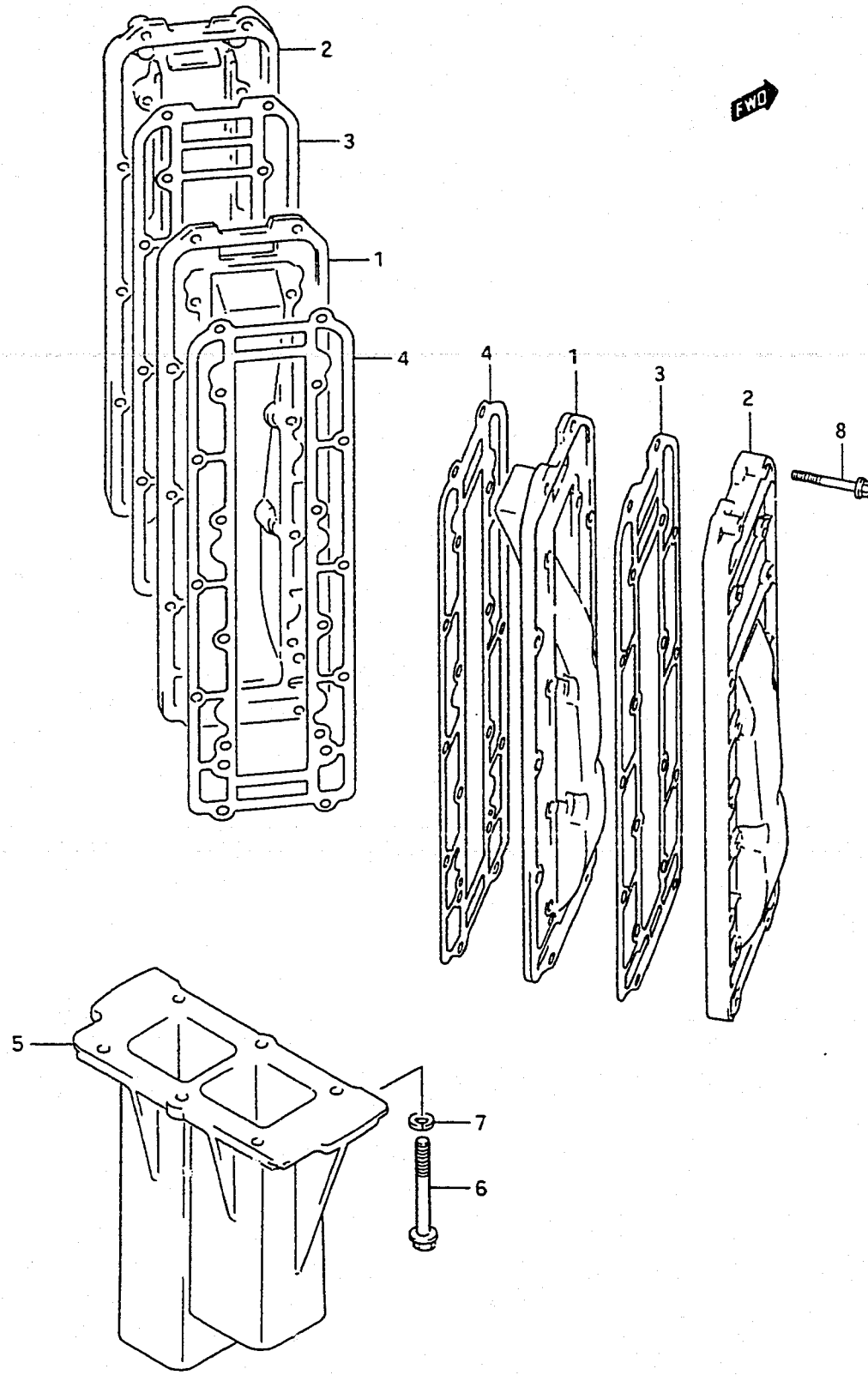
REF.NO.	PART NO.	DESCRIPTION	Q'TY	REMARKS
12-1	09491-26013	.MAIN JET (132.5)	6	DT150/DT150S
12-2	09491-28012	.MAIN JET (142.5)	6	MODEL:87~91/DT175
12-3	09491-31014	.MAIN JET (155)	6	MODEL:92/DT175
12-4	09491-32008	.MAIN JET (162.5)	6	MODEL:87,88/DT200/200A/200S
12-5	09491-33004	.MAIN JET (165)	6	MODEL:89~92/DT200/200S
13	13247-87D00	.O RING, HOLDER	6	
14	13246-87D10	.JET HOLDER ASSY	6	
15	13268-96111	.SPRING	6	
16-1	13279-90000	.ADJUSTER	5	TOP,2ND:2PCS/3RD:1PCS
16-2	13664-87D00	.ADJUSTER	1	3RD
17	13249-95520	.SCREW	12	
18	13691-87D00	.SCREW	3	
19	13606-18E00	.WASHER	3	
20	37810-87D13	.SWITCH ASSY, THROTTLE VALVE	1	
21	13151-94350	.SCREW (L:16)	1	
22	13268-96111	.SPRING	1	
23-1	13224-87D00	.PLATE	3	
23-2	13224-87D10	.PLATE	3	MODEL:94
24	13245-87D10	.CHAMBER ASSY, FLOAT	2	FOR #1,#2
25	13245-87D00	.CHAMBER ASSY, FLOAT	1	FOR #3
26	37815-87D10	COVER ASSY, THROTTLE VALVE	1	
27	37819-87D10	SCREW	2	
28-1	09491-24023	MAIN JET (122.5)	6	OPT
28-2	09491-26013	MAIN JET (132.5)	6	OPT
28-3	09491-27007	MAIN JET (137.5)	6	OPT
28-4	09491-29010	MAIN JET (147.5)	6	OPT
28-5	09491-30009	MAIN JET (152.5)	6	OPT
28-6	09491-31007	MAIN JET (157.5)	6	OPT
29	13510-87D00	ROD, CARBURETOR	1	
30	09355-40805-600	HOSE (4X8X475)	1	L:600→180
31	09355-40805-600	HOSE (4X8X475)	1	L:600→220
32	09401-08409	CLIP	6	
33	09355-40805-600	HOSE (4X8X440)	1	L:600→440
34	09404-06432	CLAMP	2	MODEL:90-94

FIG. 17



REF.NO.	PART NO.	DESCRIPTION	Q'TY	REMARKS
1	13400-87D12	VALVE ASSY, STARTER	1	
2	13249-93900	.SCREW	4	
3	13265-94360	.GASKET	1	
4	13371-98300	.NEEDLE ASSY	1	
5	13282-94350	.ARM	1	
6	13254-98410	.PIN	1	
7	13270-94350	.FLOAT	1	
8	13428-87D20	.SOLENOID	1	
10	09280-08014	.O RING	1	
11	13435-87D00	.SCREW	2	
12	13434-87D10	.PLATE	2	
13	13425-87D00	.ADJUSTER	1	MODEL:87-91
14	13425-87D10	.ADJUSTER	1	MODEL:92-94
15	13278-02340	.O RING	1	MODEL:87-91
16	13414-87D00	.O RING	1	MODEL:92-94
17	13422-87D00	.SPRING	1	MODEL:87-91
18	13268-96111	.SPRING	1	MODEL:92-94
19	13421-87D00	.WASHER	1	MODEL:87-91
20	13421-87D10	.WASHER	1	MODEL:92-94
21-1	01550-06207	BOLT	2	MODEL:88-90
21-2	01550-06257	BOLT	2	MODEL:91-94
22	09180-06232	SPACER, STARTER VALVE	2	MODEL:91-94

FIG. 18



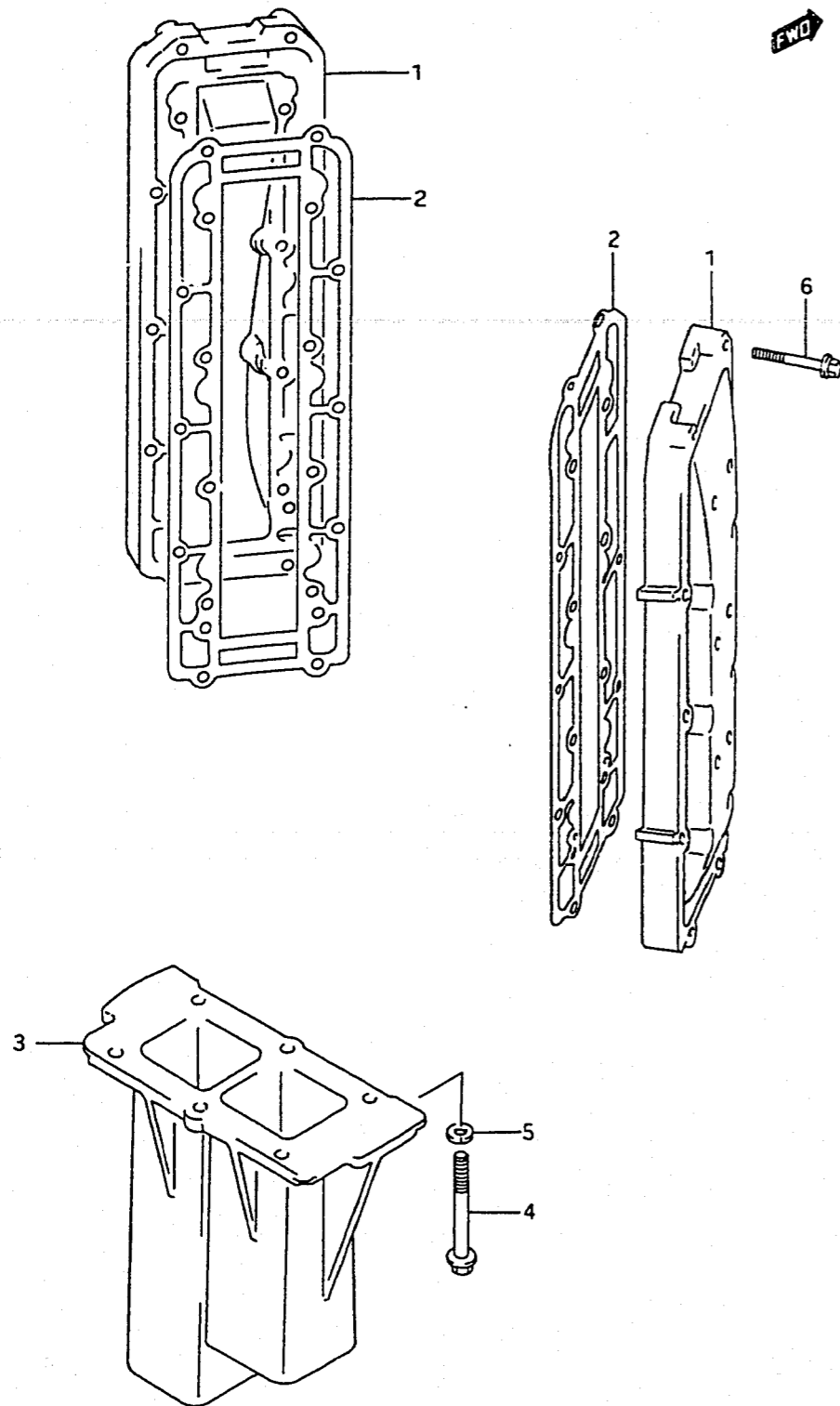
REF.NO.	PART NO.	DESCRIPTION	Q'TY	REMARKS
1	14131-87D01	PLATE EXHAUST	2	
2	14141-87D02-0ED	COVER, EXHAUST	2	
3	14151-87D10	GASKET, EXHAUST COVER	2	
4	14153-88D00	GASKET, EXHAUST PLATE	2	
5-1	14211-87D02	TUBE, EXHAUST	1	DT150/175
5-2	14211-88D20	TUBE, EXHAUST	1	DT150S DT200EFI X TYPE
5-3	14211-88D10	TUBE, EXHAUST	1	DT225/200/200A/200S DT200EFI L TYPE
6	09103-08191	BOLT, EXHAUST TUBE (8X90)	6	
7	09162-08007	WASHER, EXHAUST TUBE	6	8.2X15.4X2
8	01550-06357	BOLT	36	

COLOR : 0ED (GRAY)

REFER TO FIG.19(1-C-12) FOR MODEL:95-00

FIG. 19

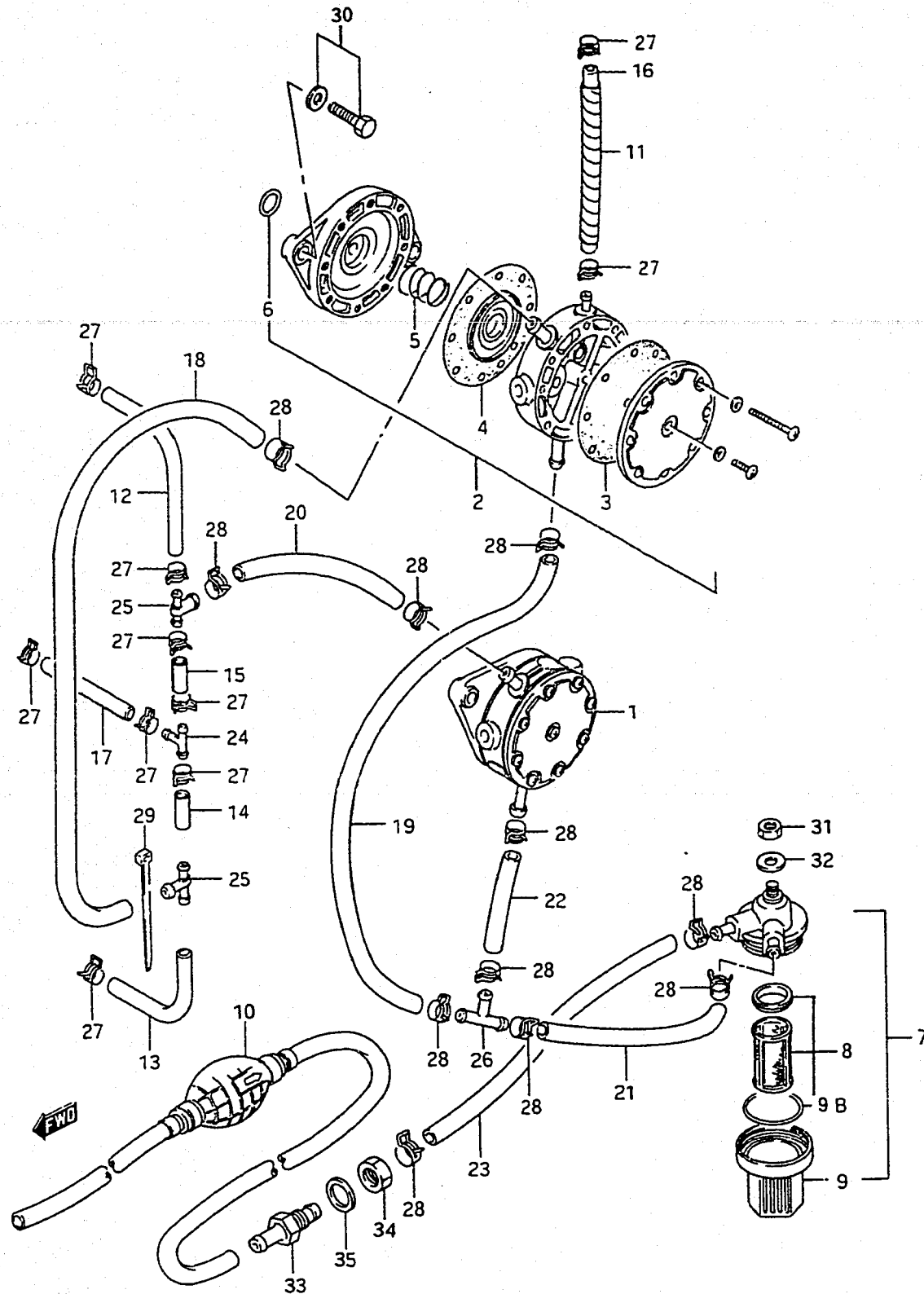
FIG.19 (1-C-12) EXHAUST COVER (MODEL:95-00)(*)



REF.NO.	PART NO.	DESCRIPTION	Q'TY	REMARKS
1-1	14141-87D10-0ED	COVER, EXHAUST (GRAY)	2	
1-2	14141-87D11-0ED	COVER, EXHAUST (GRAY)	2	MODEL:00
2	14153-88D00	GASKET, EXHAUST PLATE	2	
3-1	14211-88D20	TUBE, EXHAUST (L:250)	1	DT150S/200EFI L TYPE
3-2	14211-88D10	TUBE, EXHAUST (L:230)	1	DT225/225G DT150EFI/200EFI X TYPE
4	09103-08191	BOLT	6	
5	09162-08007	WASHER	6	
6	01550-06357	BOLT	36	

(*) : DT225 MODEL:95-00
 DT150S/150EFI/200EFI MODEL:95-97
 DT225G MODEL:98-00

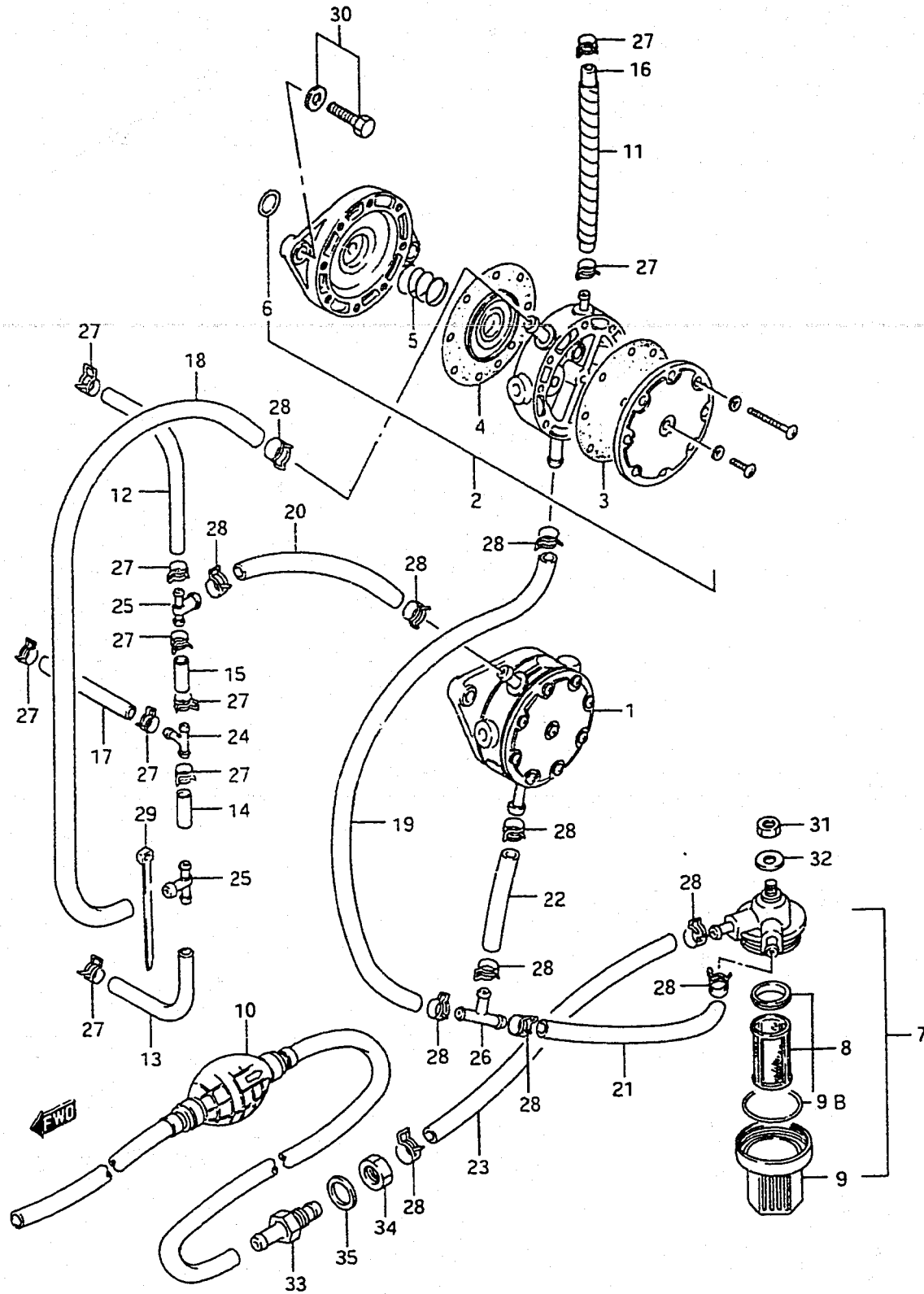
FIG. 20



REF.NO.	PART NO.	DESCRIPTION	Q'TY	REMARKS
1	15200-87D10	PUMP ASSY, FUEL 2ND	1	
2	15100-87D10	PUMP ASSY, FUEL TOP	1	
3	15142-68010	.GASKET	1	
4	15100-72812	.DIAPHRAGM SET	1	
5	15182-68011	.SPRING	1	
6	15165-93010	.O RING	1	
7-1	15410-95530	FILTER, FUEL	1	→15410-95540
7-2	15410-95531	FILTER, FUEL	1	→15410-95540
8-1	15430-93410	.STRAINER SET	1	FOR 15410-95530
8-2	15430-93411	.STRAINER SET	1	FOR 15410-95531
9	15413-93400	.CUP	1	
9B	15415-93400	.O RING	1	
10	65700-87D21	HOSE, FUEL (TANK TO CONN)	1	
11	16911-92E20	PROTECTOR	1	MODEL:91~,L:540→180
12	09352-50903-600	HOSE (TOP TO 3 WAY)	1	L:600→90,5X9X600
13	09352-50903-600	HOSE (3RD TO 3 WAY)	1	L:600→175,5X9X600
14	09352-50903-600	HOSE (3WAY TO 3WAY)	1	L:600→45,5X9X600
15	09352-50903-600	HOSE (3WAY TO 3WAY)	1	L:600→60,5X9X600
16	09352-50903-600	HOSE (PUMP TO START)	1	L:600→100,5X9X600
17	09352-50903-600	HOSE (3WAY TO 2ND)	1	L:600→45,5X9X600
18	09355-70125-600	HOSE (NO.1 PUMP OUT)	1	L:600→390,7X12X600
19	09355-70125-600	HOSE (NO.1 PUMP IN)	1	L:600→240,7X12X600
20	09355-70125-600	HOSE (NO.2 PUMP OUT)	1	L:600→100,7X12X600
21	09355-70125-600	HOSE (FILTER TO 3WAY)	1	L:600→200,7X12X600
22	09355-70125-600	HOSE (NO.2 PUMP IN)	1	L:600→65,7X12X600
23	09355-70125-600	HOSE (CONN TO FLTR)	1	L:600→260,7X12X600
24	09367-06002	3-WAY (PUMP TO CARB)	1	
25	09367-06003	3-WAY (PUMP TO CARB)	2	
26	09367-08004	3-WAY (FILTER TO PUMP)	1	
27	09401-08411	CLIP	10	
28	09401-11407	CLIP	11	
29	09407-14407	CLAMP	3	

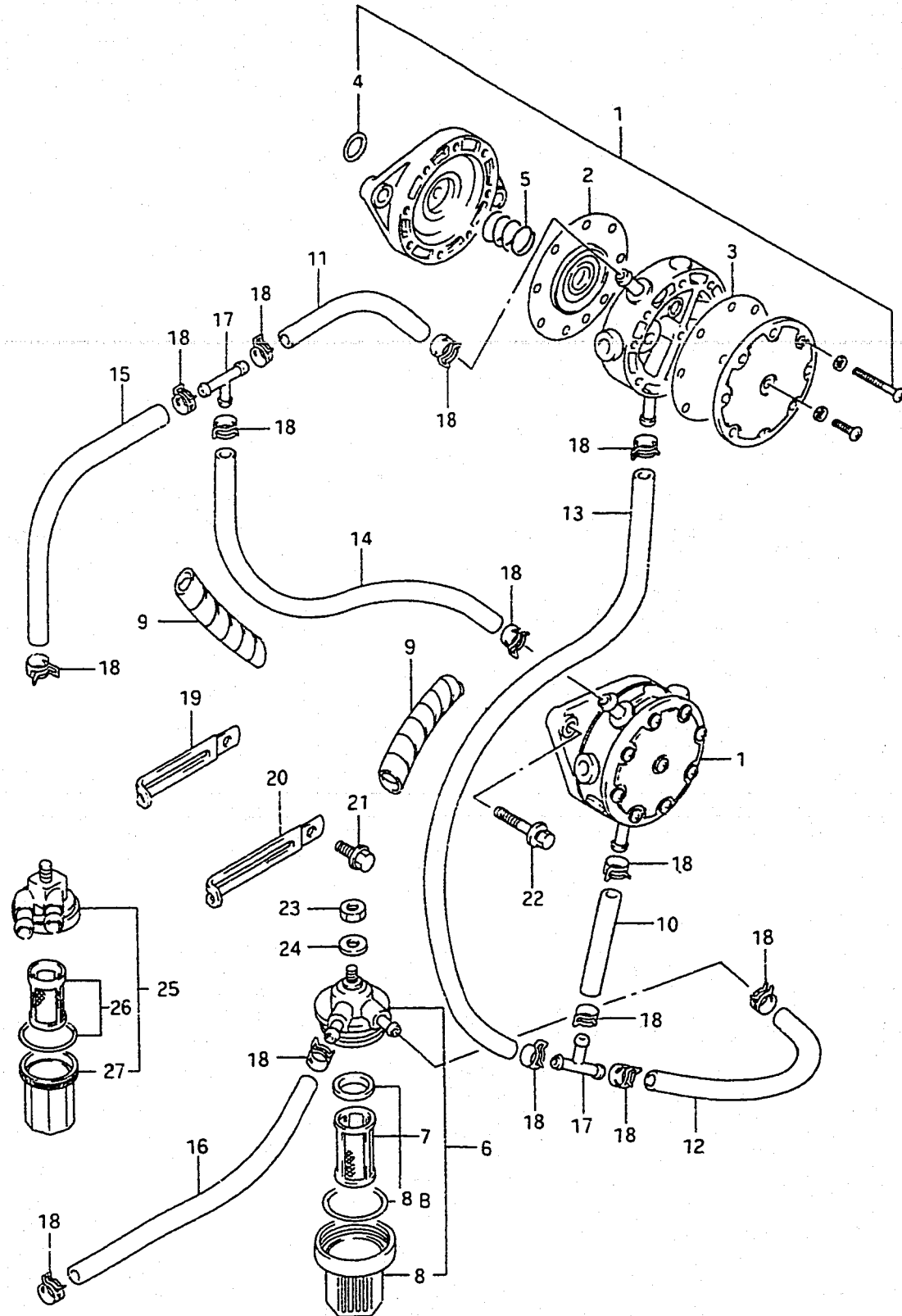
REFER TO FIG.21 (1-D-4) FOR DT150S/225/200EFI ~MODEL:94
 REFER TO FIG.22 (1-D-5) FOR MODEL:95-00

FIG. 20



REF.NO.	PART NO.	DESCRIPTION	Q'TY	REMARKS
30	01550-06207	BOLT	4	
31	08310-00087	NUT	1	
32	08322-01087	WASHER	1	
33	65721-87D00	CONNECTOR, MALE FUEL	1	
34	08310-00127	NUT	1	
35	08322-01127	WASHER	1	

FIG. 21



REF.NO.	PART NO.	DESCRIPTION	Q'TY	REMARKS
1	15200-87D10	PUMP ASSY, FUEL	2	
2	15100-72812	.DIAPHRAGM SET	1	
3	15142-68010	.GASKET, FUEL PUMP	1	
4	15165-93010	.O RING	1	
5	15182-68011	.SPRING	1	
6	15410-95531	FILTER, FUEL	1	→15410-95540
7-1	15430-93410	.STRAINER SET	1	FOR 15410-95530
7-2	15430-93411	.STRAINER SET	1	FOR 15410-95531
8	15413-93400	.CUP	1	
8B	15415-93400	.O RING	1	
9	16911-92E20	PROTECTOR, FUEL HOSE	5	L:540→110,9X11X540
10	09355-70125-600	HOSE, FUEL (7.0X12.0X300)	1	NO.2 PUMP IN,L:600→65
11	09355-70125-600	HOSE, FUEL (7.0X12.0X300)	1	NO.1 PUMP OUT,L:600→90
12	09355-70125-600	HOSE, FUEL (7.0X12.0X300)	1	FLTR TO 3-WAY,L:600→200
13	09355-70125-600	HOSE, FUEL (7.0X12.0X300)	1	NO.1 PUMP IN,L:600→240
14	09355-70125-600	HOSE, FUEL (7.0X12.0X300)	1	NO.2 PUMP OUT,L:600→240
15	09355-70125-600	HOSE, FUEL (7.0X12.0X300)	1	3 WAY TO SEP,L:600→200
16	09355-70125-600	HOSE, FUEL (7.0X12.0X300)	1	CONN TO FLTR,L:600→260
17	09367-08004	3 WAY	2	
18	09401-11407	CLIP, FUEL HOSE	14	
19	09404-06432	CLAMP, FUEL HOSE	2	
20	09404-06435	CLAMP, FUEL HOSE	2	
21	01550-06127	BOLT, FUEL HOSE CLAMP	3	
22	01550-06207	BOLT, FUEL PUMP	4	
23	08310-00087	NUT, FUEL FILTER	1	
24	08322-01087	WASHER, FUEL FILTER	1	
25	15410-95540	FILTER, FUEL	1	
26	15430-87D10	.ELEMENT SET	1	
27	15413-87D10	.CUP	1	

REFER TO FIG.22(1-D-5) FOR MODEL:95-00

FIG. 22

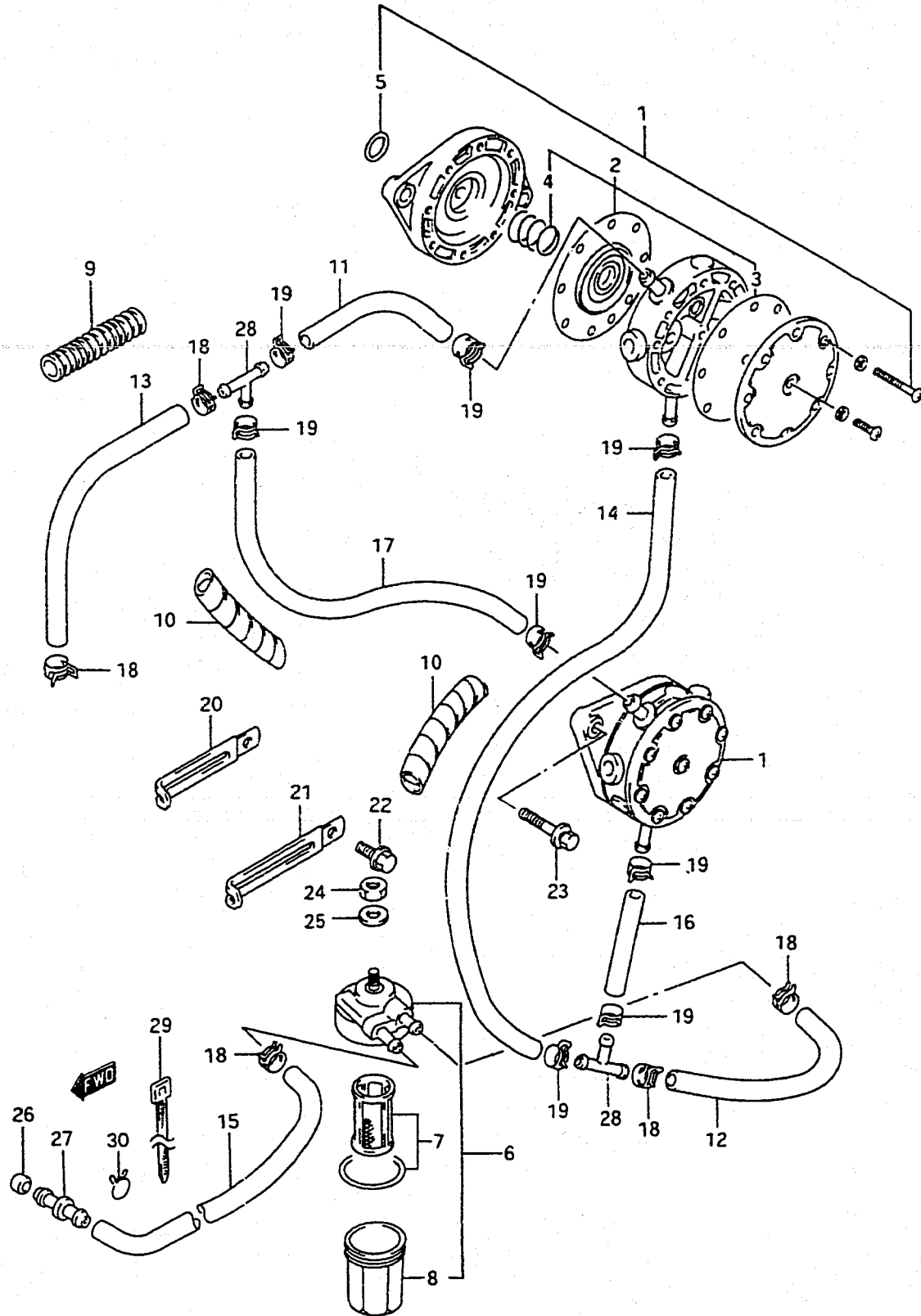
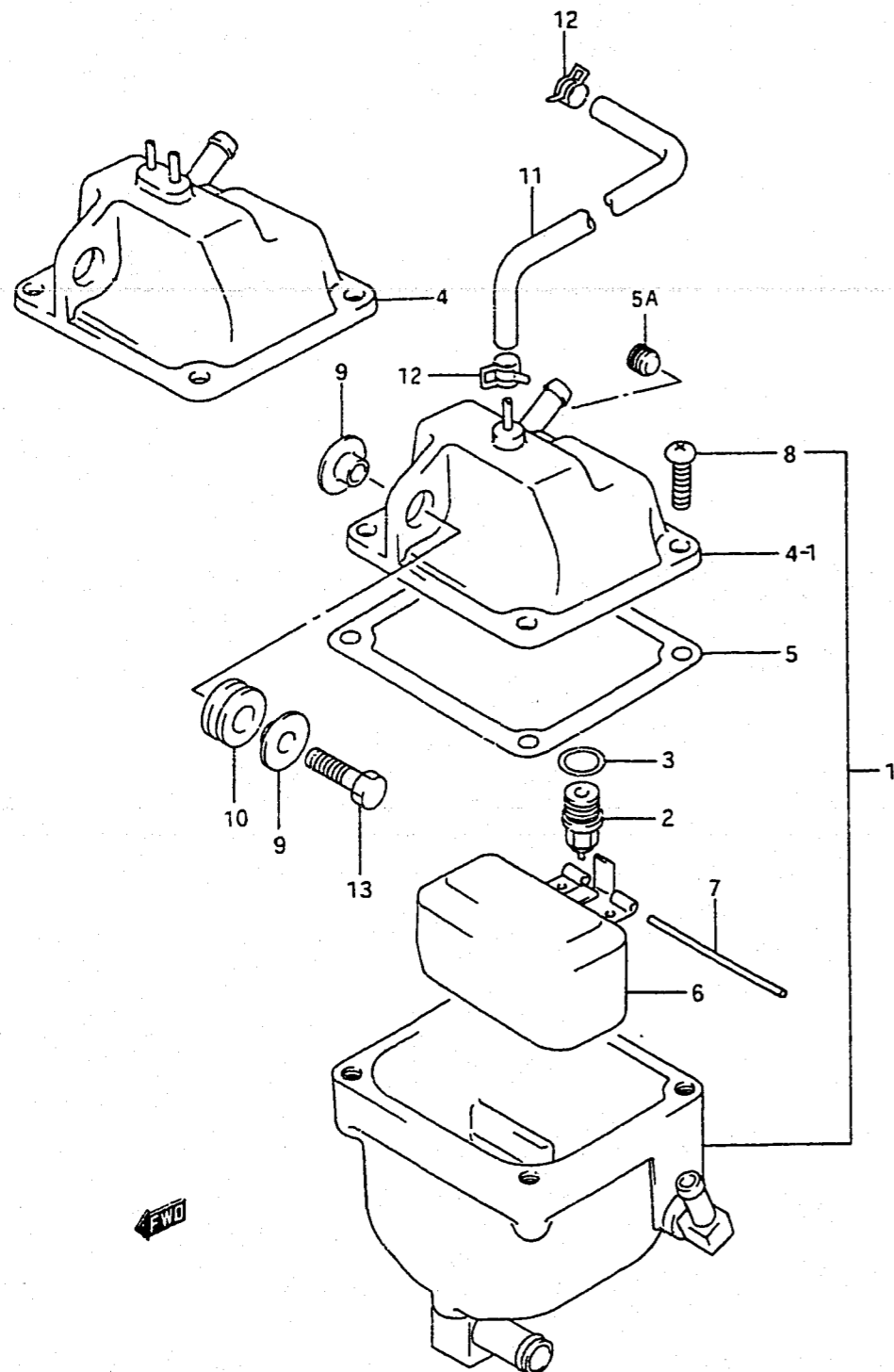


FIG.22 (1-D- 5)

FUEL PUMP (MODEL:95-00)

REF.NO.	PART NO.	DESCRIPTION	Q'TY	REMARKS
1	15200-87D10	PUMP ASSY, FUEL	2	
2	15100-72812	.DIAPHRAGM SET	1	
3	15142-68010	..GASKET, FUEL PUMP	1	
4	15182-68011	..SPRING	1	
5	15165-93010	..O RING	1	
6-1	15410-87D00	FILTER, FUEL	1	→15410-87D01
6-2	15410-87D01	FILTER, FUEL	1	MODEL:97-00
7-1	15430-87D00	..ELEMENT	1	FOR 15410-87D00
7-2	15430-87D10	..ELEMENT SET	1	MODEL:97-00
8-1	15413-87D00	..CUP	1	FOR 15410-87D00
8-2	15413-87D10	..CUP	1	MODEL:97-00
9-1	16919-93E30	TUBE, FUEL (17.5X13.2X350)	1	L:350→140
9-2	16919-87D10	TUBE, FUEL (19.5X15.2X420)	1	MODEL:98-00
10	16911-92E20	PROTECTOR	3	L:540→90
11	09355-70125-600	HOSE, FUEL (PUMP OUT)	1	L:600→90
12	09355-90145-600	HOSE, FUEL (FILTER TO JOINT)	1	L:600→90
13	09355-90145-600	HOSE, FUEL (3WAY TO SEPARATOR)	1	L:600→210
14	09355-70125-600	HOSE, FUEL (PUMP IN)	1	L:600→240
15-1	09355-90145-00B	HOSE, FUEL (JOINT TO FILTER)	1	L:2000→700
15-2	09355-90145-600	HOSE, FUEL (JOINT TO FILTER)	1	L:600→440,MODEL:97-99 L:600→560,MODEL:00
16	09355-70125-600	HOSE, FUEL (PUMP IN NO.2)	1	L:600→70
17	09355-70125-600	HOSE, FUEL (PUMP OUT NO.2)	1	L:600→240
18	09401-13414	CLIP	6	
19	09401-11407	CLIP	8	
20	09404-06432	CLAMP (L:80)	1	
21	09404-06434	CLAMP (L:95)	3	
22	02162-06127	BOLT	3	
23	02162-06207	BOLT	4	
24	08310-00087	NUT	1	
25	09160-08051	WASHER	1	
26	09251-09002	CAP	1	
27	09367-10001	JOINT, HOSE (TANK TO FLTR)	1	
28	09367-10002	JOINT, HOSE (FLTR TO PUMP)	2	
29	09407-25402	CLAMP	1	
30	09401-13409	CLAMP	1	MODEL:97-99

FIG. 23

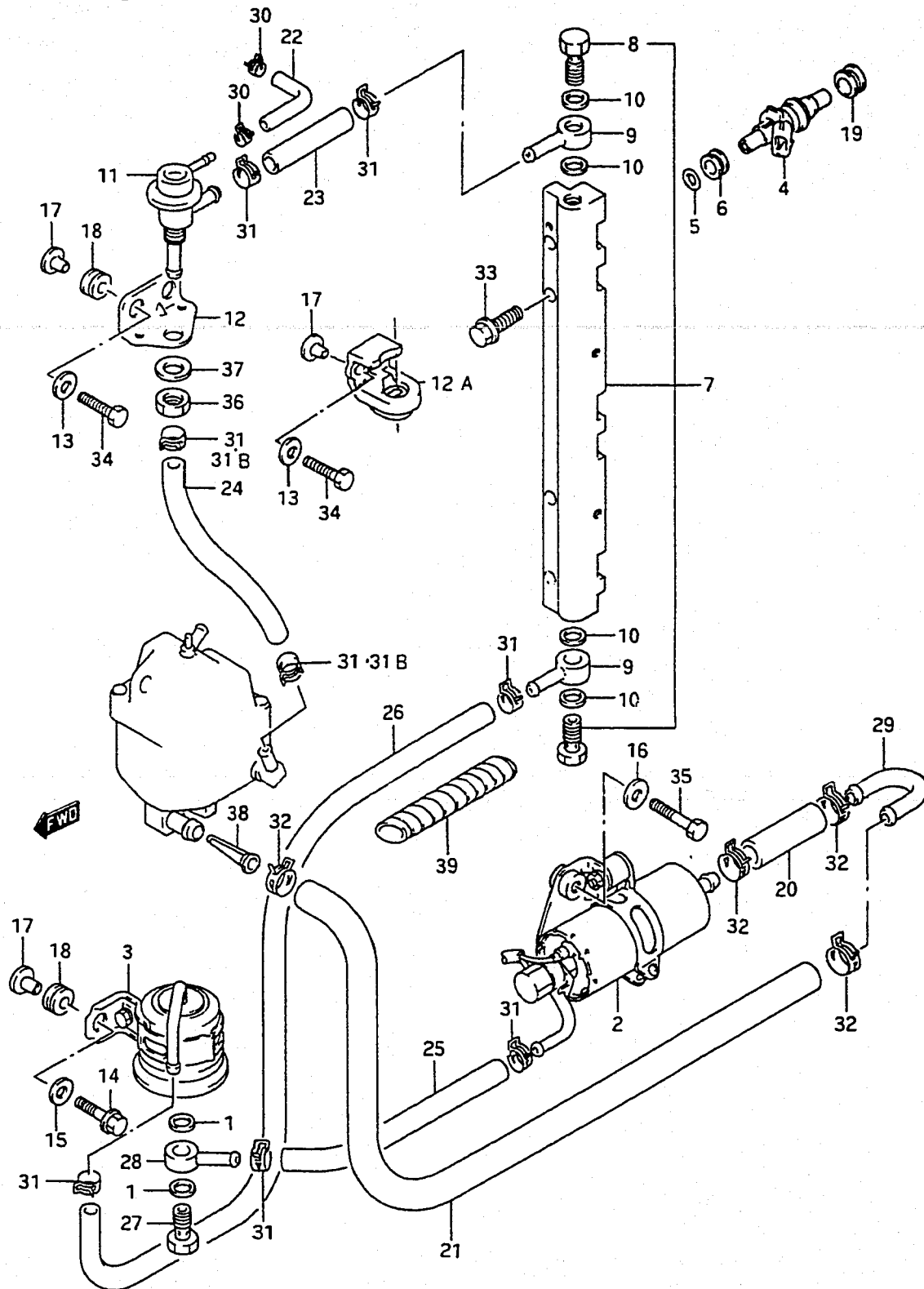


REF.NO.	PART NO.	DESCRIPTION	Q'TY	REMARKS
1-1	15601-92E01-0ED	SEPARATOR SET, FUEL VAPOR	1	-MODEL:94
1-2	15600-92E11-0ED	SEPARATOR ASSY, FUEL VAPOR	1	MODEL:95,96
1-3	15600-92E21-0ED	SEPARATOR ASSY, FUEL VAPOR	1	MODEL:97-00
2	13370-92E00	.VALVE ASSY, NEEDLE	1	
3	13392-16600	.GASKET, NEEDLE VALVE	1	
4-1	15620-92E02-0ED	.COVER, FUEL SEPARATOR	1	→15602-92E00-0ED
4-2	15620-88D21-0ED	.COVER, FUEL SEPARATOR	1	→15602-92E00-0ED MODEL:94 DT150S/225
4-3	15602-92E00-0ED	.COVER SET, FUEL SEPARATOR	1	-MODEL:94
4-4	15620-92E10-0ED	.COVER, FUEL SEPARATOR	1	MODEL:95,96
4-5	15620-92E21-0ED	.COVER, FUEL SEPARATOR	1	MODEL:97-00
5	15626-92E12	.GASKET, FUEL SEPARATOR COVER	1	
5A	09246-05006	.PLUG	1	MODEL:97,98
6	15650-87D00	.FLOAT	1	
7	15654-92E00	.PIN, FLOAT	1	
8	02112-06167	.SCREW, SEPARATOR COVER	4	
9	09169-06067	WASHER (6.6X18X1.2)	4	
10	09320-09039	CUSHION	2	
11-1	09355-25705-600	HOSE, EVAPORATION	1	L:600→540 W/O.F.R.S
11-2	09355-25705-600	HOSE, EVAPORATION	1	L:600→490 W/F.R.S
11-3	09355-25705-600	HOSE, EVAPORATION	1	L:600→500 MODEL:97-00
12	09401-06405	CLIP, EVAPORATION	2	
13	02162-06257	BOLT, FUEL SEPARATOR	2	

COLOR : 0ED (GRAY)

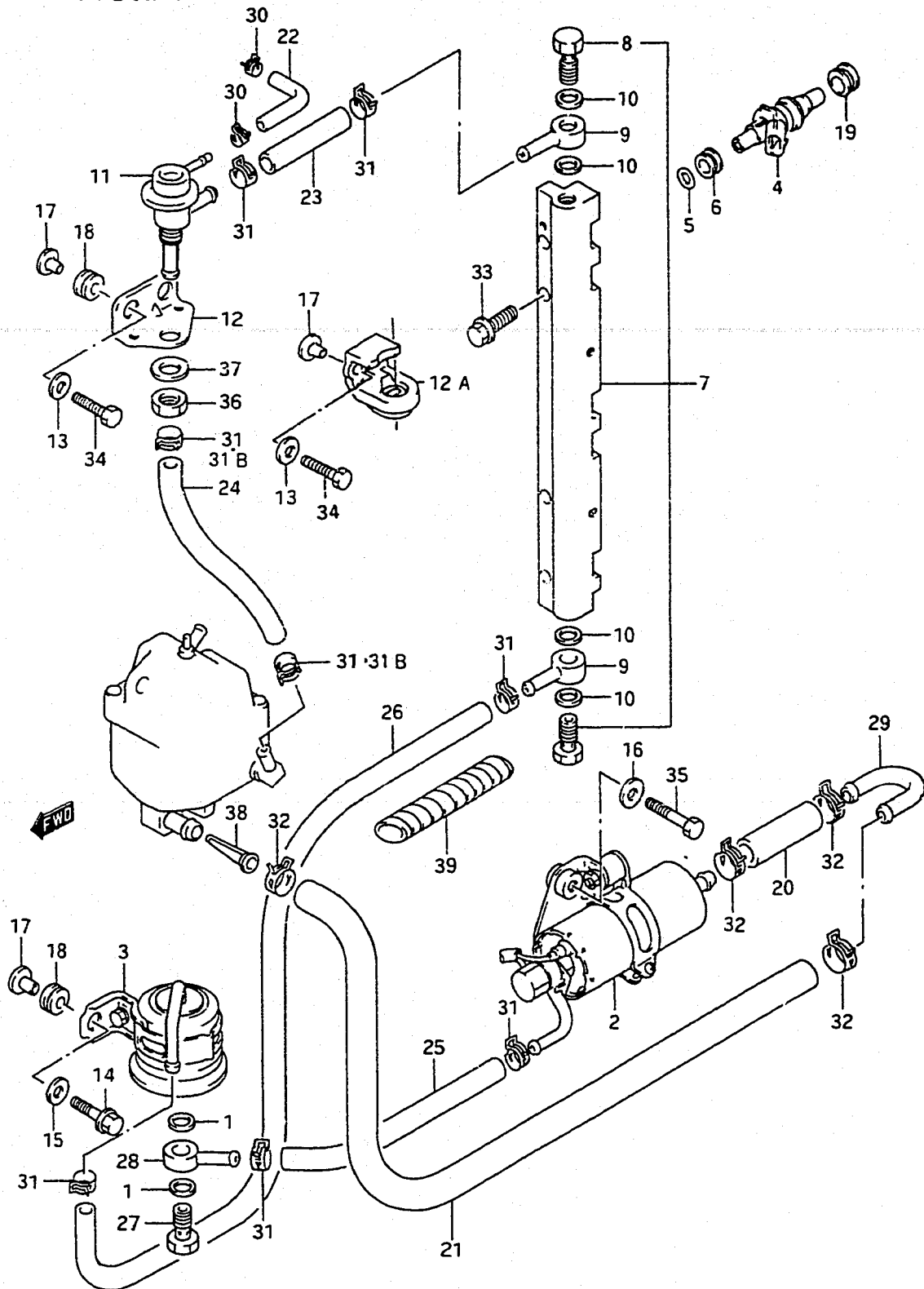
(*) : DT150S/150EFI/200EFI ~MODEL:97
DT225 ~MODEL:00
DT225G MODEL:98-00

FIG.24



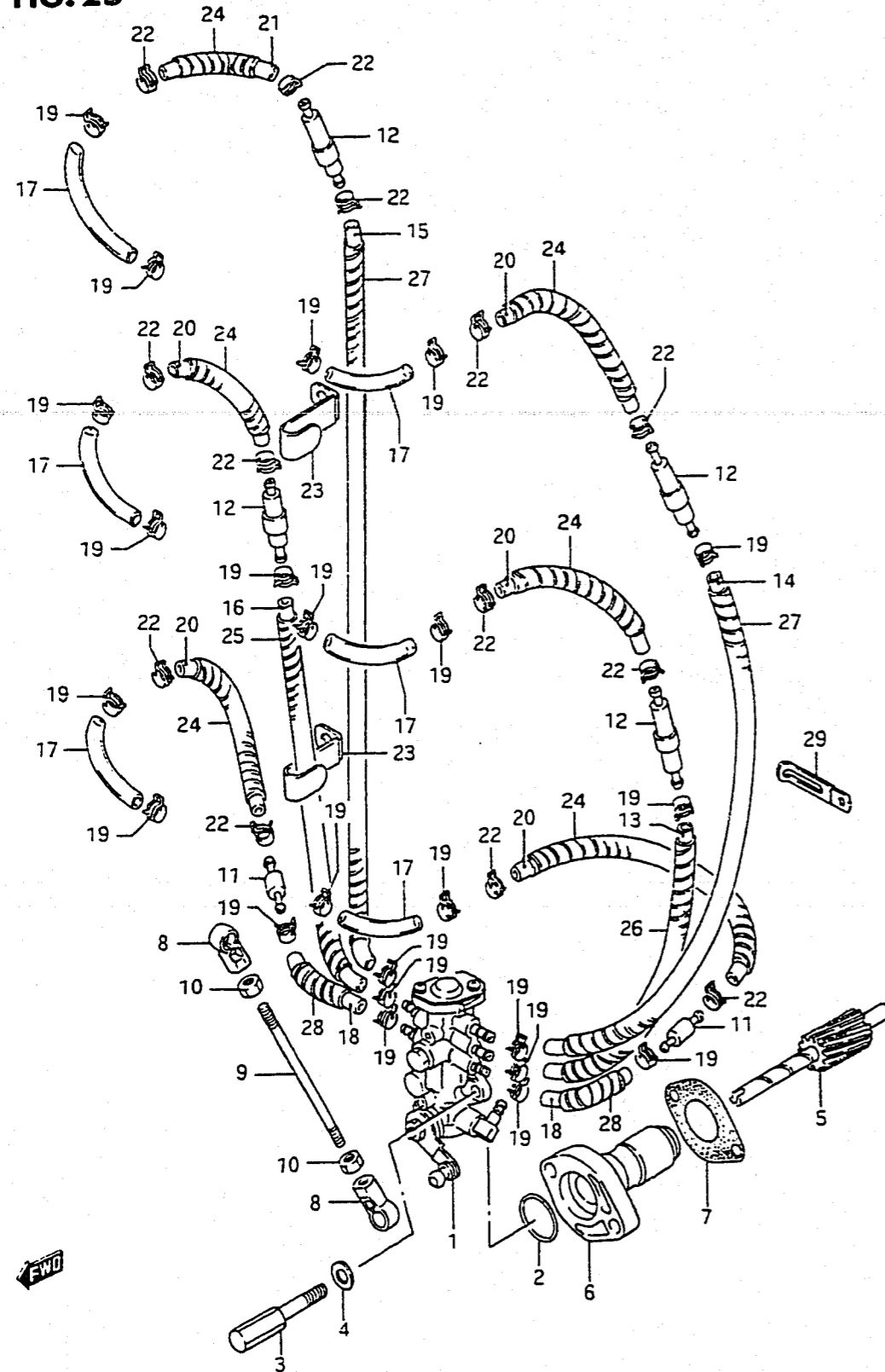
REF.NO.	PART NO.	DESCRIPTION	Q'TY	REMARKS
1	13925-86500	GASKET, FUEL FILTER	2	
2	15100-92E02	PUMP ASSY, FUEL	1	
3	15410-92E02	FILTER ASSY, FUEL	1	
4	15710-92E01	INJECTOR ASSY, FUEL	6	
5	15710-09300	.O RING	6	
6	15720-09300	.GROMMET	6	
7	15750-92E04	PIPE, DELIVERY	1	
8	09360-12008	.BOLT	2	
9	09363-08004	.UNION	2	
10	09168-12013	.GASKET	4	
11	15760-92E01	REGULATOR, FUEL	1	
12	15765-92E01	BRACKET, REGULATOR	1	
12A	15765-88D20	BRACKET, REGULATOR	1	MODEL:94-00
13	09160-06084	WASHER	2	
14	02162-06257	BOLT, FUEL FILTER	2	
15	09160-06084	WASHER (6.5X18X1.60)	4	
16	09160-06066	WASHER, FUEL PUMP	2	6.5X20X1.60
17	09169-06062	WASHER (6.3X17X1.6)	4	
18	09320-08501	CUSHION	2	
19	09320-08062	CUSHION, FUEL INJECTOR	6	
20	09354-10173-600	HOSE, FUEL	1	TUBE TO PUMP,L:600→60
21	09354-10173-600	HOSE, FUEL (10X17X600)	1	SEP TO TUBE,L:600→500
22	09355-40805-600	HOSE, REGULATOR (4X8X600)	1	L:600→80
23	09356-75137-600	HOSE, FUEL (7.5X13.5X600)	1	DLVRY TO RGLTR,L:600→70
24-1	09356-75137-600	HOSE, FUEL (7.5X13.5X600)	1	RGLTR TO SEP,L:600→160
24-2	09355-70125-600	HOSE, FUEL	1	L:600→160 MODEL:97-00
25	09356-75137-600	HOSE, FUEL (7.5X13.5X600)	1	PUMP TO FILTER,L:600→200
26	09356-75137-600	HOSE, FUEL (7.5X13.5X600)	1	FILTER TO DLVRY,L:600→220
27	09360-12008	BOLT, UNION FUEL FILTER	1	
28	09363-08004	UNION, FUEL FILTER	1	
29	09367-12001	JOINT, HOSE	1	
30	09401-07403	CLIP, PRESS REGULATOR	2	

FIG.24



REF.NO.	PART NO.	DESCRIPTION	Q'TY	REMARKS
31-1	09401-11414	CLIP, FUEL HOSE	8	
31-2	09401-11414	CLIP, FUEL HOSE	6	MODEL:97-00
31B	09401-11407	CLIP, FUEL HOSE	2	MODEL:97-00
32	09401-18404	CLIP, FUEL HOSE	4	
33	01550-08257	BOLT, DLVRY PIPE	4	
34	02162-06257	BOLT, PRESS REGULATOR	4	
35	01550-06307	BOLT, FUEL PUMP	2	
36	08310-00127	NUT, FUEL PRESS REGULATOR	1	
37	08321-01127	WASHER, FUEL PRESS REGULATOR	1	
38	15412-92E00	FILTER	1	-MODEL:96
39	16911-92E20	PROTECTOR	5	L:540→90

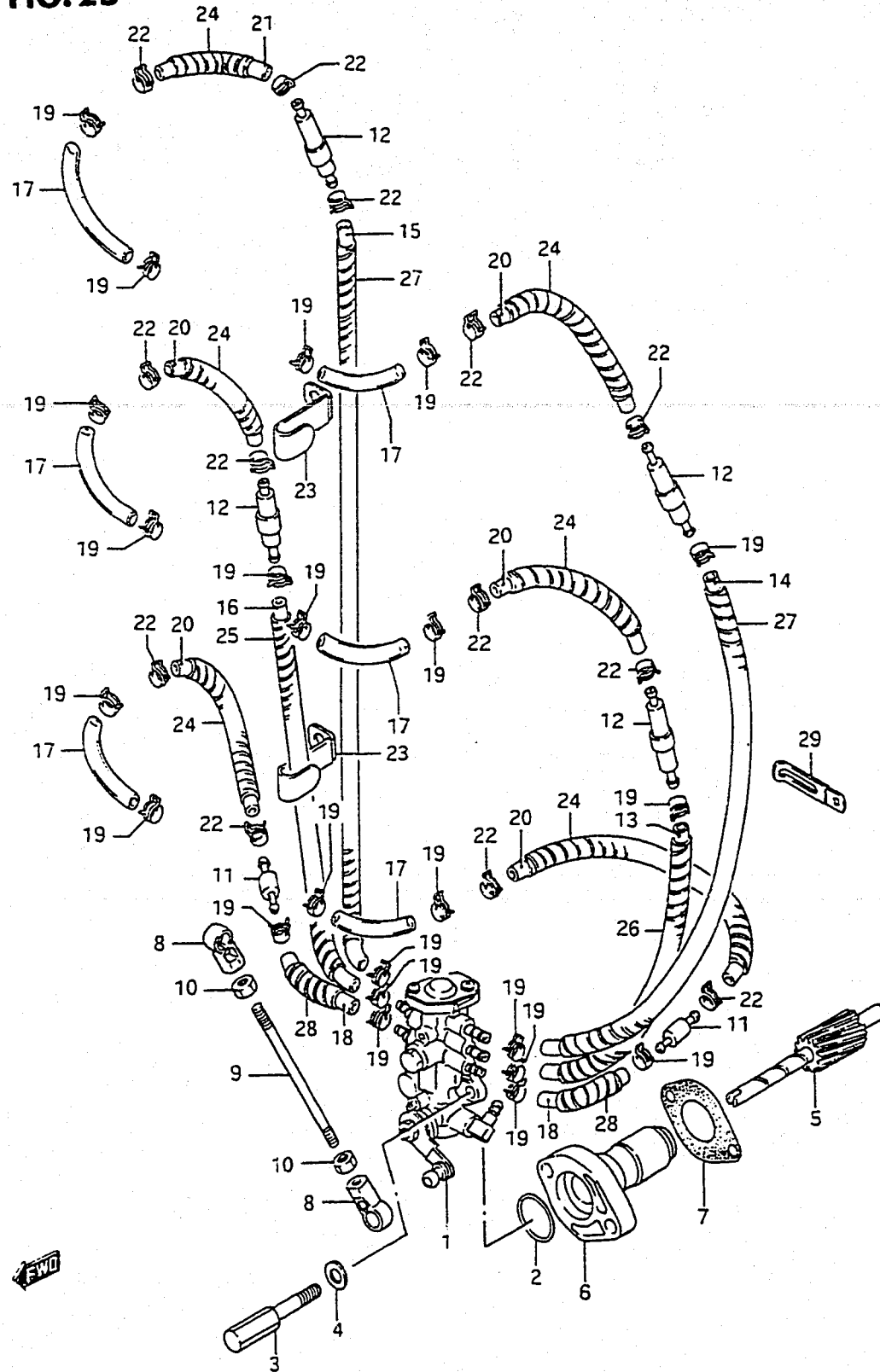
FIG. 25



REF.NO.	PART NO.	DESCRIPTION	Q'TY	REMARKS
1	16100-87D10	PUMP ASSY, OIL	1	
2	16198-87D00	.O RING	1	
3	09119-06067	BOLT	2	
4	08322-01067	WASHER	2	
5	16331-87D01	GEAR, OIL PUMP	1	
6	16340-87D00	RETAINER, OIL PUMP	1	
7	16731-95520	GASKET, RETAINER	1	
8	19131-95502	CONNECTOR, OIL PUMP CONTROL	2	
9	67413-94300	ROD, OIL PUMP CONTROL	1	
10	09140-05005	NUT	2	
11	16710-92E01	CHECK VALVE	2	TYPE:SINGLE
12	16710-94641	CHECK VALVE	4	TYPE:DOUBLE
13-1	09351-25703-600	HOSE, OIL PUMP (2.5X7X600)	1	MODEL:87-90/L:600→175
13-2	09355-25705-600	HOSE, OIL PUMP (2.5X7X600)	1	MODEL:91-94/L:600→175
14-1	09351-25703-600	HOSE, OIL PUMP (2.5X7X600)	1	MODEL:87-90/L:600→320
14-2	09355-25705-600	HOSE, OIL PUMP (2.5X7X600)	1	MODEL:91-94/L:600→320
15-1	09351-25703-600	HOSE, OIL PUMP (2.5X7X600)	1	MODEL:87-90/L:600→350
15-2	09355-25705-600	HOSE, OIL PUMP (2.5X7X600)	1	MODEL:91-94/L:600→350
16-1	09351-25703-600	HOSE, OIL PUMP (2.5X7X600)	1	MODEL:87-90/L:600→220
16-2	09355-25705-600	HOSE, OIL PUMP (2.5X7X600)	1	MODEL:91-94/L:600→220
17-1	09351-25703-600	HOSE, OIL PUMP (2.5X7X600)	8	MODEL:87-90/L:600→60
17-2	09351-25703-600	HOSE, OIL PUMP (2.5X7X600)	6	MODEL:91-94/L:600→60
18	09355-25705-600	HOSE, OIL PUMP (2.5X7X600)	2	MODEL:91-94/L:600→60
19	09401-06405	CLIP	24	

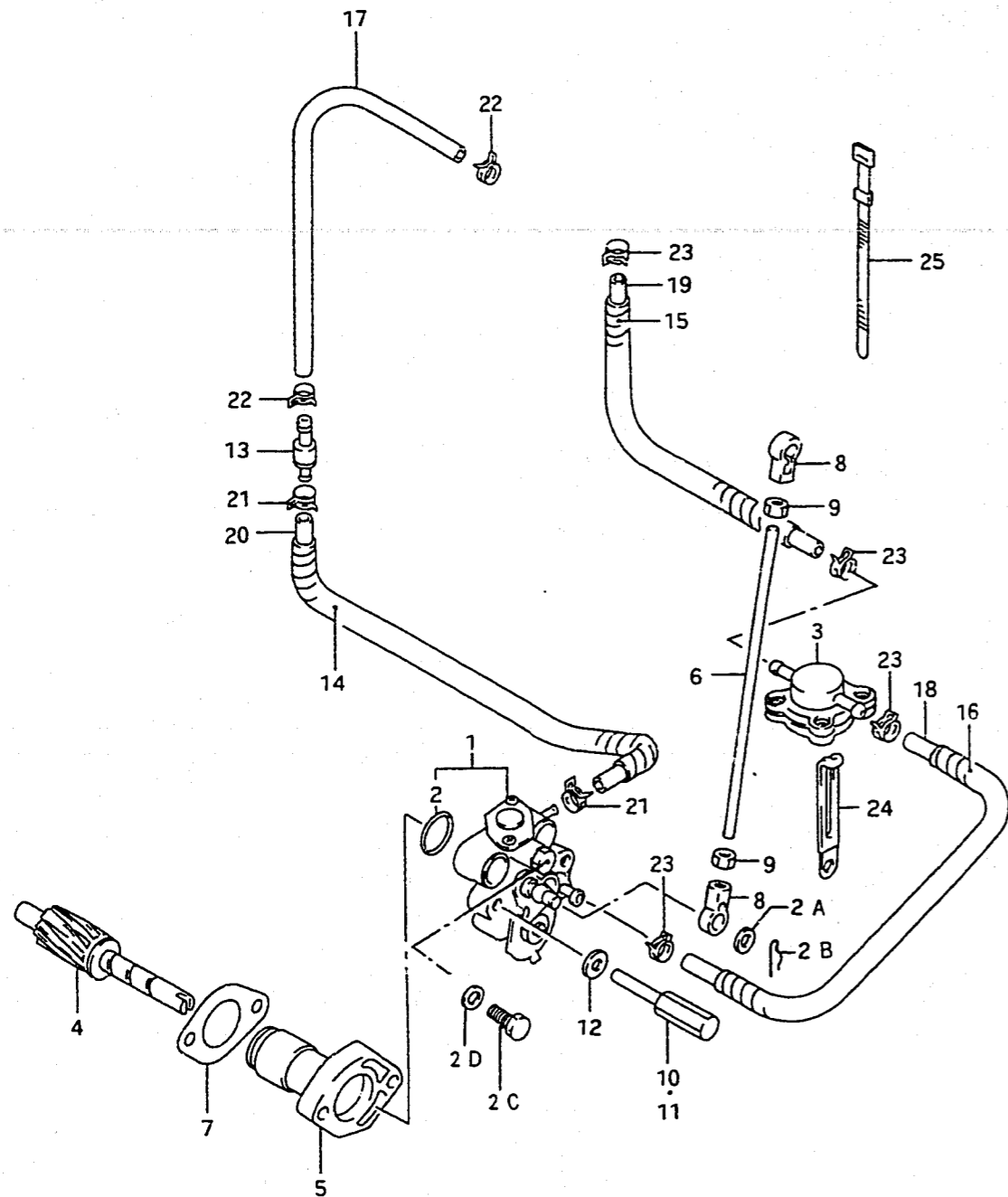
REFER TO FIG.26 (1-D-11) FOR DT150S/225 -MODEL:94
 REFER TO FIG.27 (1-D-13) FOR DT200EFI MODEL:94
 REFER TO FIG.28 (1-D-14) FOR MODEL:95-00

FIG. 25



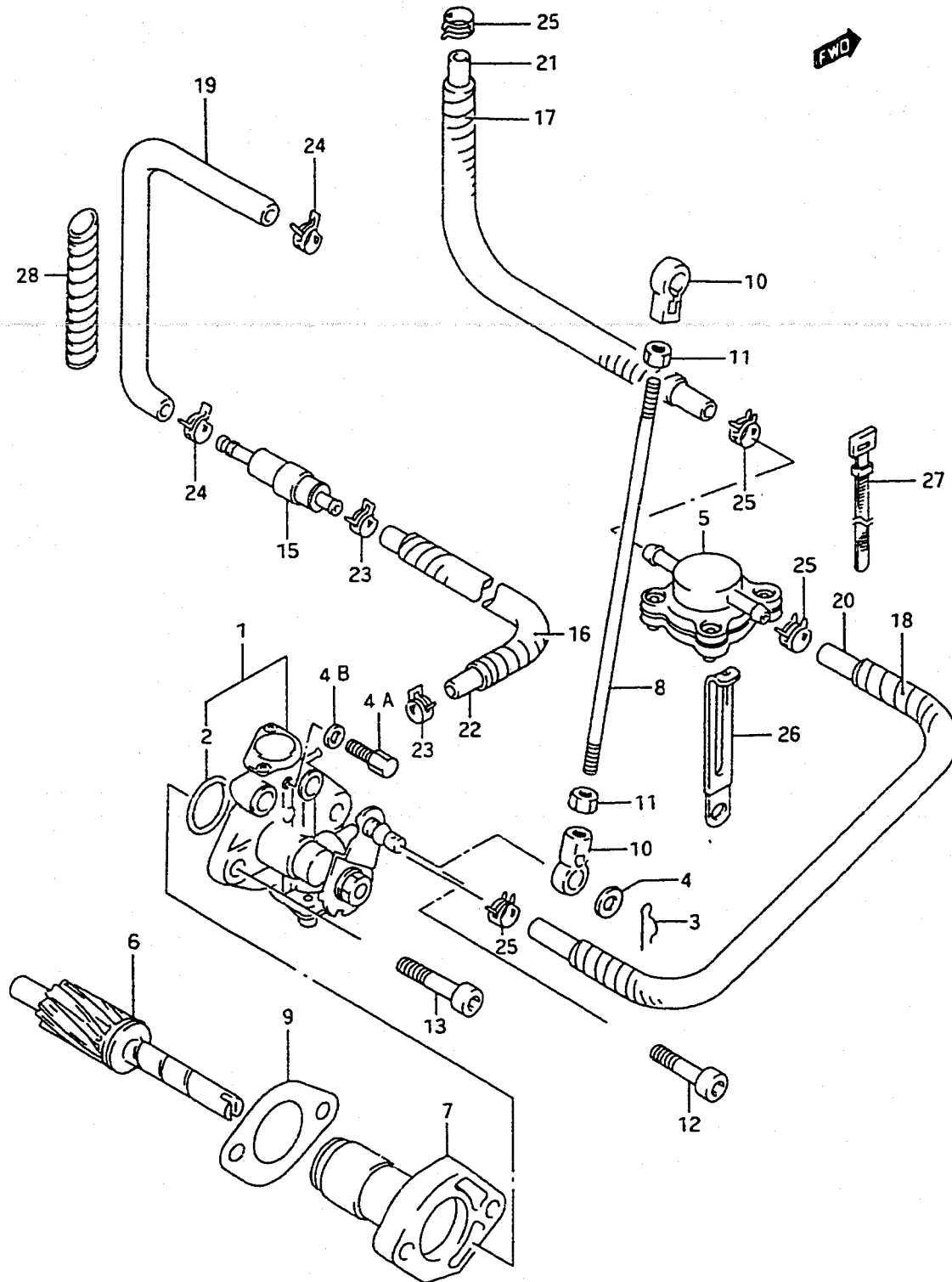
REF.NO.	PART NO.	DESCRIPTION	Q'TY	REMARKS
20-1	09352-50823-600	HOSE, OIL PUMP (5X8.2X300)	6	MODEL:87~90/L:600→100
20-2	09352-50903-600	HOSE, OIL PUMP (5X9X300)	5	MODEL:91~94/L:600→100
21	09352-50903-600	HOSE, OIL PUMP	1	MODEL:91~94/L:600→130
22-1	09401-08409	CLIP	12	MODEL:87~90
22-2	09401-08411	CLIP	12	MODEL:91~94
23	09403-10314	CLAMP	2	
24	16911-92E20	PROTECTOR	6	L:540→80
25	16911-92E20	PROTECTOR	1	L:540→180
26	16911-92E20	PROTECTOR	1	L:540→145
27	16911-92E20	PROTECTOR	2	L:540→290
28	16911-92E20	PROTECTOR	2	L:540→40
29	09404-08206	CLAMP	1	

FIG.27



REF.NO.	PART NO.	DESCRIPTION	Q'TY	REMARKS
1	16100-88D41	PUMP ASSY, OIL	1	
2	16198-87D00	.O RING, OIL PUMP	1	
2A	13432-33100	.WASHER	1	
2B	16195-87D00	.PIN	1	
2C	16191-94400	.SCREW	1	
2D	16192-94410	.GASKET	1	
3	16250-94710	SENSOR, OIL	1	
4	16331-92E00	GEAR, OIL PUMP	1	
5	16340-87D20	RETAINER, OIL PUMP	1	
6	16411-94400	ROD, OIL PUMP CONTROL	1	
7	16731-95310	GASKET, OIL PUMP RETAINER	1	
8	19131-95502	CONNECTOR, OIL PUMP CONTROL	2	
9	09140-05005	NUT, OIL PUMP CONTROL	2	
10	07130-05307	BOLT, OIL PUMP	1	
11	07130-05407	BOLT, OIL PUMP	1	
12	08322-01067	WASHER, OIL PUMP	2	
13	16710-92E01	VALVE, CHECK	1	
14	16911-92E20	PROTECTOR (9X11X540)	1	L:540→340
15	16911-92E20	PROTECTOR (9X11X540)	1	L:540→260
16	16911-92E20	PROTECTOR (9X11X540)	1	L:540→210
17	09351-50803-600	HOSE (5X8X600)	1	L:600→100
18	09352-50903-600	HOSE (5X8X600)	1	L:600→230
19	09352-50903-600	HOSE (5X8X600)	1	L:600→280
20	09355-25705-600	HOSE (2.5X7X600)	1	L:600→440
21	09401-06405	CLIP, OIL PUMP OUT	2	
22	09401-08409	CLIP, OIL PUMP	2	
23	09401-08411	CLIP, OIL PUMP HOSE	4	
24	09404-06432	CLAMP, OIL HOSE	2	
25	09407-12402	CLAMP, CHECK VALVE	1	

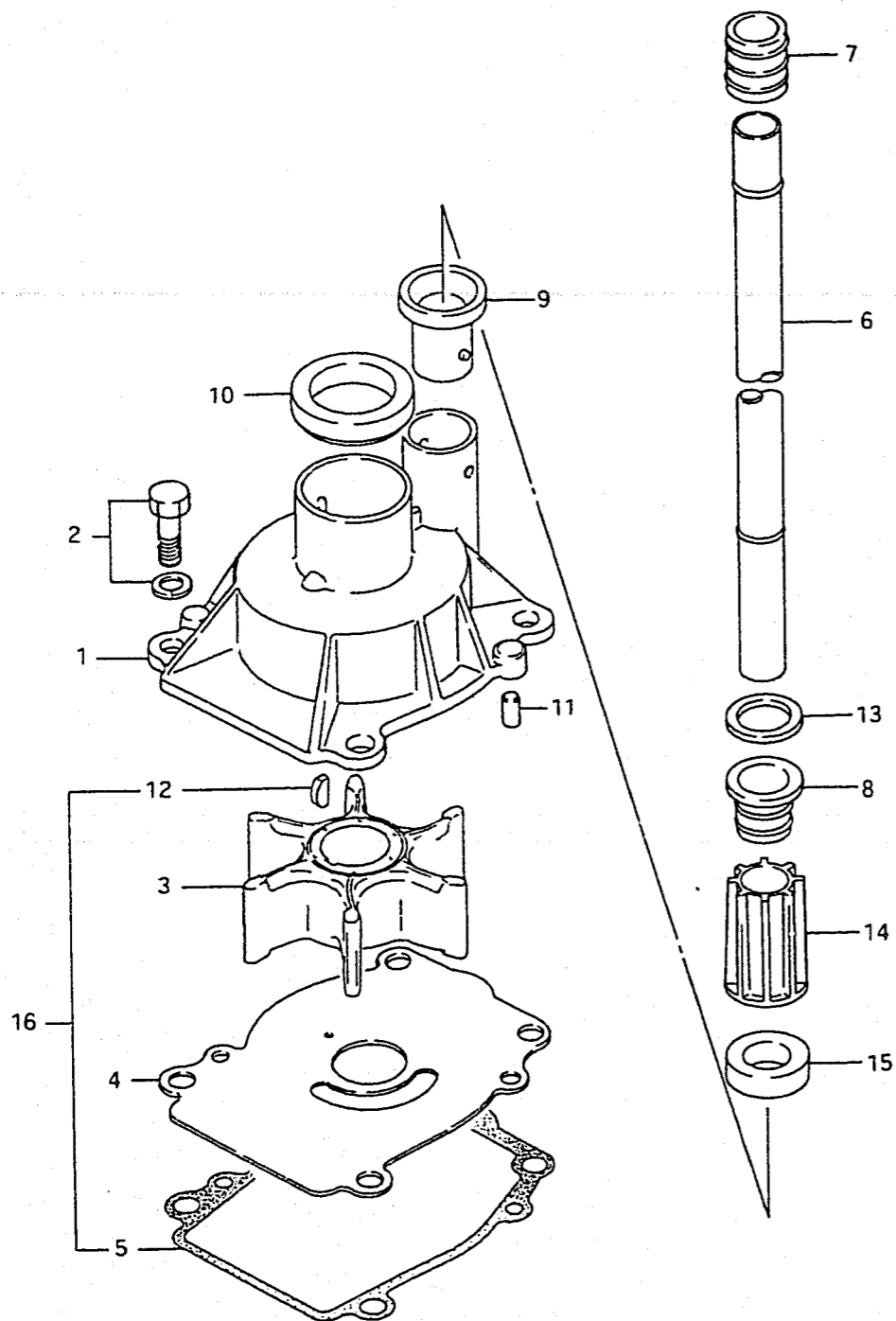
FIG.28



REF.NO.	PART NO.	DESCRIPTION	Q'TY	REMARKS
1-1	16100-87D21	PUMP ASSY, OIL	1	DT150S
1-2	16100-87D30	PUMP ASSY, OIL	1	DT150EFI
1-3	16100-88D41	PUMP ASSY, OIL	1	DT200EFI/225/225G
2	16198-87D00	.O RING	1	
3	16195-87D00	.PIN, SNAP	1	
4	13432-33100	.WASHER	1	
4A	16191-94400	.SCREW, BLEED	1	
4B	16192-94410	.GASKET	1	
5	16250-94710	SENSOR, OIL	1	
6	16331-92E00	GEAR, OIL PUMP	1	
7	16340-87D20	RETAINER, OIL PUMP	1	
8	19136-94600	ROD, OIL PUMP	1	
9	16731-95310	GASKET, RETAINER	1	
10	19131-95502	CONNECTOR	2	
11	09140-05005	NUT	2	
12	07130-05307	BOLT	1	
13	07130-05407	BOLT	1	
15	16710-92E01	VALVE, CHECK	1	SINGLE
16	16911-92E20	PROTECTOR	1	L:540→350
17	16911-92E20	PROTECTOR	1	L:540→240
18	16911-92E20	PROTECTOR	1	L:540→210
19-1	09351-50803-600	HOSE, OIL (VALVE TO SEP)	1	L:600→160
19-2	16199-87D00	HOSE, OIL (VALVE TO SEP)	1	OPT
20	09352-50903-600	HOSE, OIL (SENSOR TO PUMP)	1	L:600→230
21	09352-50903-600	HOSE, OIL (TANK TO SENSOR)	1	L:600→330
22	09355-25705-600	HOSE, OIL (PUMP TO VALVE)	1	L:600→440
23	09401-06405	CLIP	2	
24	09401-07403	CLIP	2	
25	09401-08411	CLIP	4	
26	09404-06432	CLAMP	2	
27	09407-12402	CLAMP	1	
28	16911-92E20	PROTECTOR	1	L:540→90

(*) : DT150S/150EFI/200EFI MODEL:95-97
 DT225 MODEL:95-00
 DT225G MODEL:98-00

FIG.29

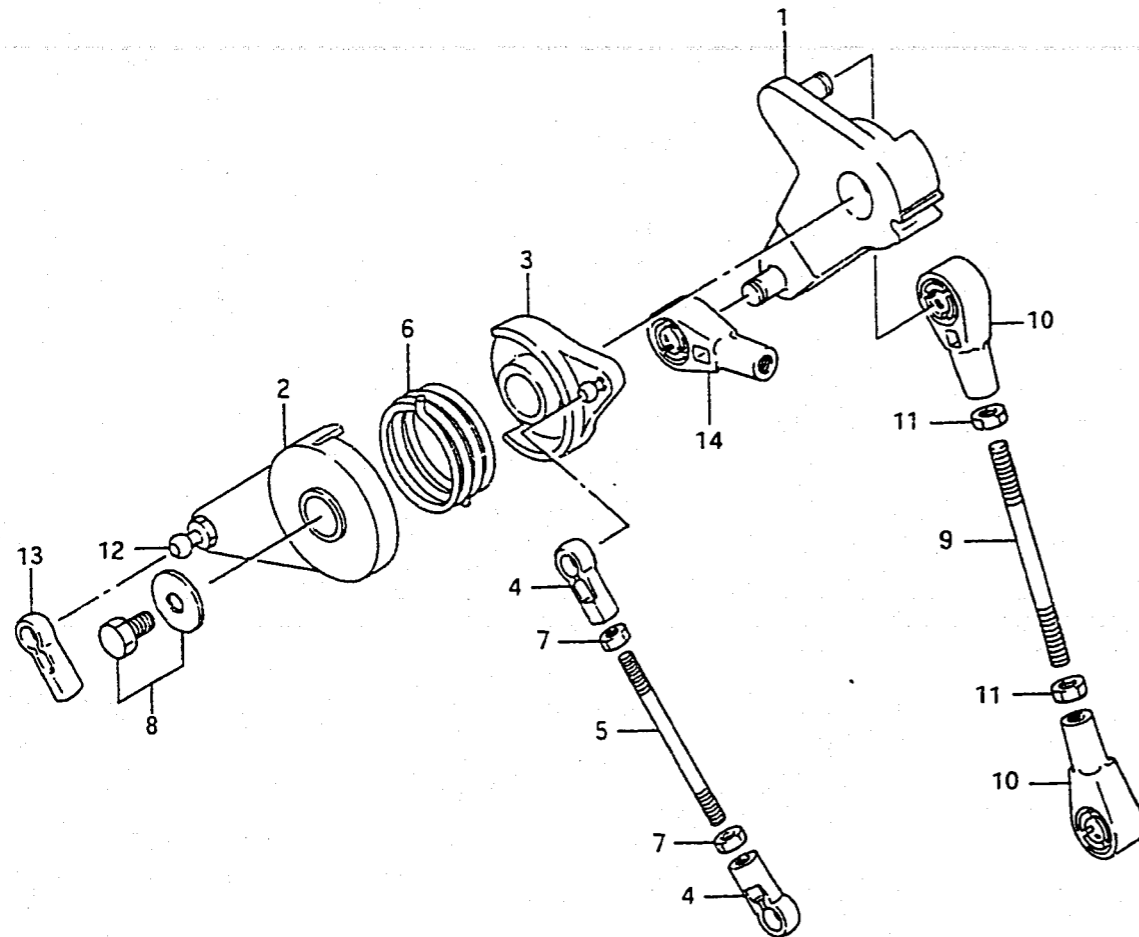


REF.NO.	PART NO.	DESCRIPTION	Q'TY	REMARKS
1	17411-87D02	CASE, WATER PUMP	1	
2	09117-08057	BOLT	4	
3	17461-94510	IMPELLER, WATER PUMP	1	
4	17471-87D01	PANEL, PUMP CASE UNDER	1	
5	17472-87D10	GASKET, PUMP CASE UNDER PANEL	1	
6-1	17561-87D01	TUBE, WATER (L)	1	
6-2	17561-87D11	TUBE, WATER (X)	1	
7	17562-87D00	BUSH, WATER TUBE UPPER	1	
8	17563-87D00	BUSH, WATER TUBE LOWER	1	
9	17564-87D00	BUSH, WATER PUMP CASE	1	
10	17568-87D00	GROMMET, WATER PUMP CASE (L)	1	
11	09202-06031	PIN, WATER PUMP KNOCK	2	
12	09420-05006	KEY, WATER PUMP IMPELLER	1	
13	09161-16008	WASHER	1	
14	17611-87D00	SPACER, WATER TUBE UPPER (X)	1	
15	17612-87D00	SPACER, WATER TUBE	1	
16	17400-87D02	KIT, WATER PUMP REPAIR	1	OPT

REFER TO FIG.30(1-E-3) FOR DT150S -MODEL:97
 REFER TO FIG.31(1-E-4) FOR DT225/225G -MODEL:00



FIG.32

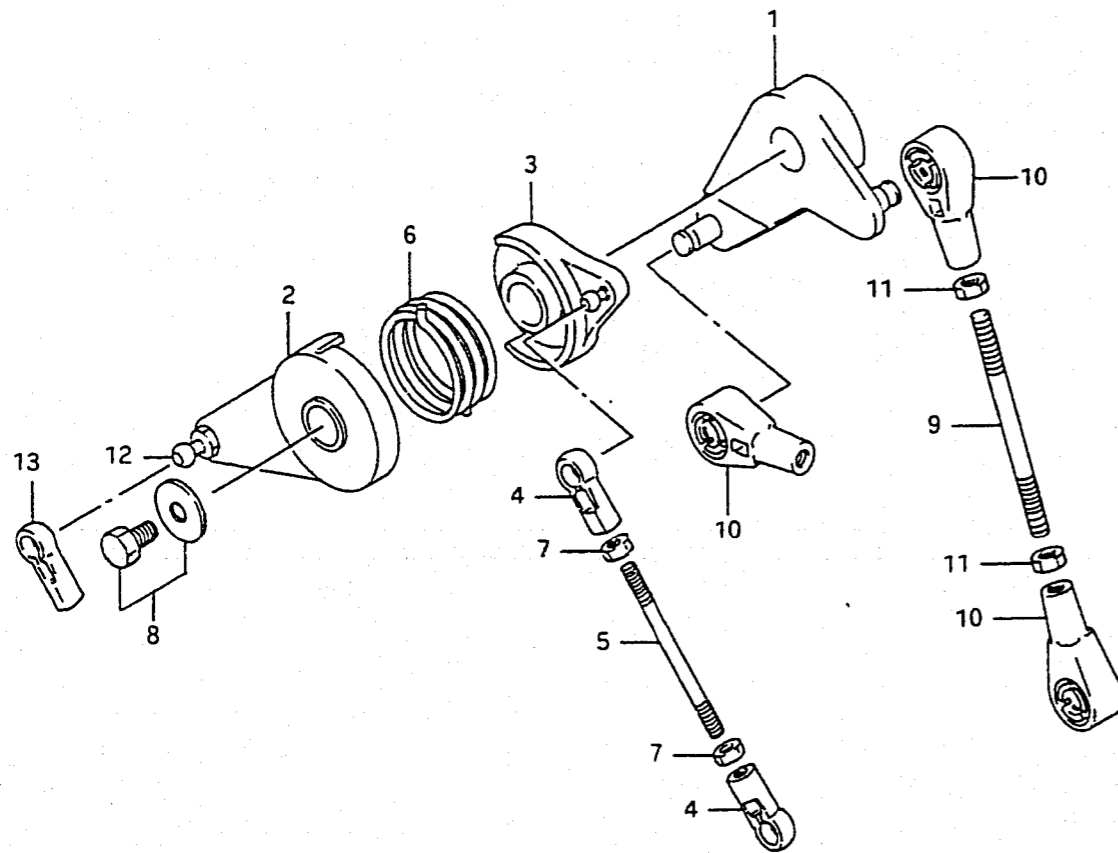


REF.NO.	PART NO.	DESCRIPTION	Q'TY	REMARKS
1-1	21111-87D01	LEVER, CLUTCH	1	MODEL:87,88
1-2	21111-87E01	LEVER, CLUTCH	1	MODEL:89-94
2	19121-87D00	LEVER, THROTTLE CONTROL	1	
3	19122-87D00	LEVER, INTERLINK THROTTLE	1	
4	19131-95502	CONNECTOR, THROTTLE	2	
5	19136-95510	ROD, THROTTLE	1	
6	19185-87D00	SPRING, THROTTLE LEVER	1	
7	09140-05005	NUT	2	
8	09116-06127	BOLT	1	
9	19136-95510	ROD, CLUTCH LEVER	1	
10	67467-94402	CONNECTOR, CLUTCH LEVER ROD	1	
11	09140-05005	NUT	2	
12	09119-06047	BALL PIVOT	1	
13	67466-95200	CONNECTOR, REMOCON CABLE	1	FOR THROTTLE
14	67467-94402	CONNECTOR, REMOCON CABLE	1	FOR CLUTCH

REFER TO FIG.33 (1-E-7) FOR DT150G/200G/200SG (~MODEL:98)
 REFER TO FIG.34 (1-E-8) FOR DT200EF1/150EF1/150S (~MODEL:97)
 REFER TO FIG.35 (1-E-9) FOR DT225/225G (~MODEL:00)

FWD

FIG.33

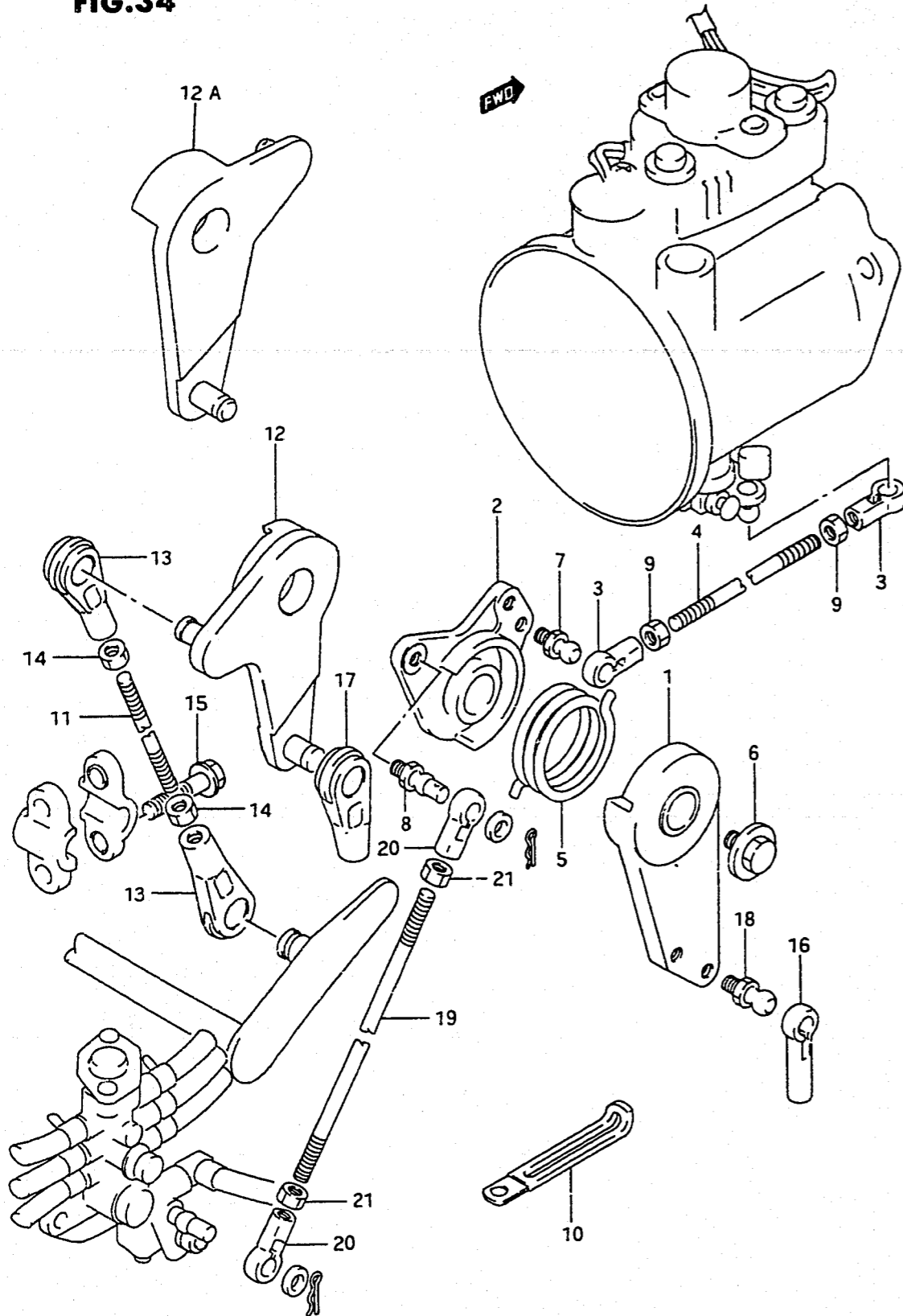


REF.NO.	PART NO.	DESCRIPTION	Q'TY	REMARKS
1	21111-88D00	LEVER, CLUTCH	1	
2	19121-87D00	LEVER, THROTTLE CONTROL	1	
3	19122-87D00	LEVER, INTERLINK THROTTLE	1	
4	19131-95502	CONNECTOR, THROTTLE	2	
5	19136-95510	ROD, THROTTLE	1	
6	19185-87D00	SPRING, THROTTLE LEVER	1	
7	09140-05005	NUT	2	
8	09116-06127	BOLT	1	
9	67413-98100	ROD, CLUTCH LEVER	1	
10	67467-94402	CONNECTOR	3	FOR CLUTCH 2PCS FOR REMOCON 1PCS
11	09140-05005	NUT	2	
12	09119-06047	BALL PIVOT	1	
13	67466-95200	CONNECTOR, REMOCON CABLE	1	

(*) : DT150G/200G/200SG ~MODEL:97
DT225G MODEL:98-00

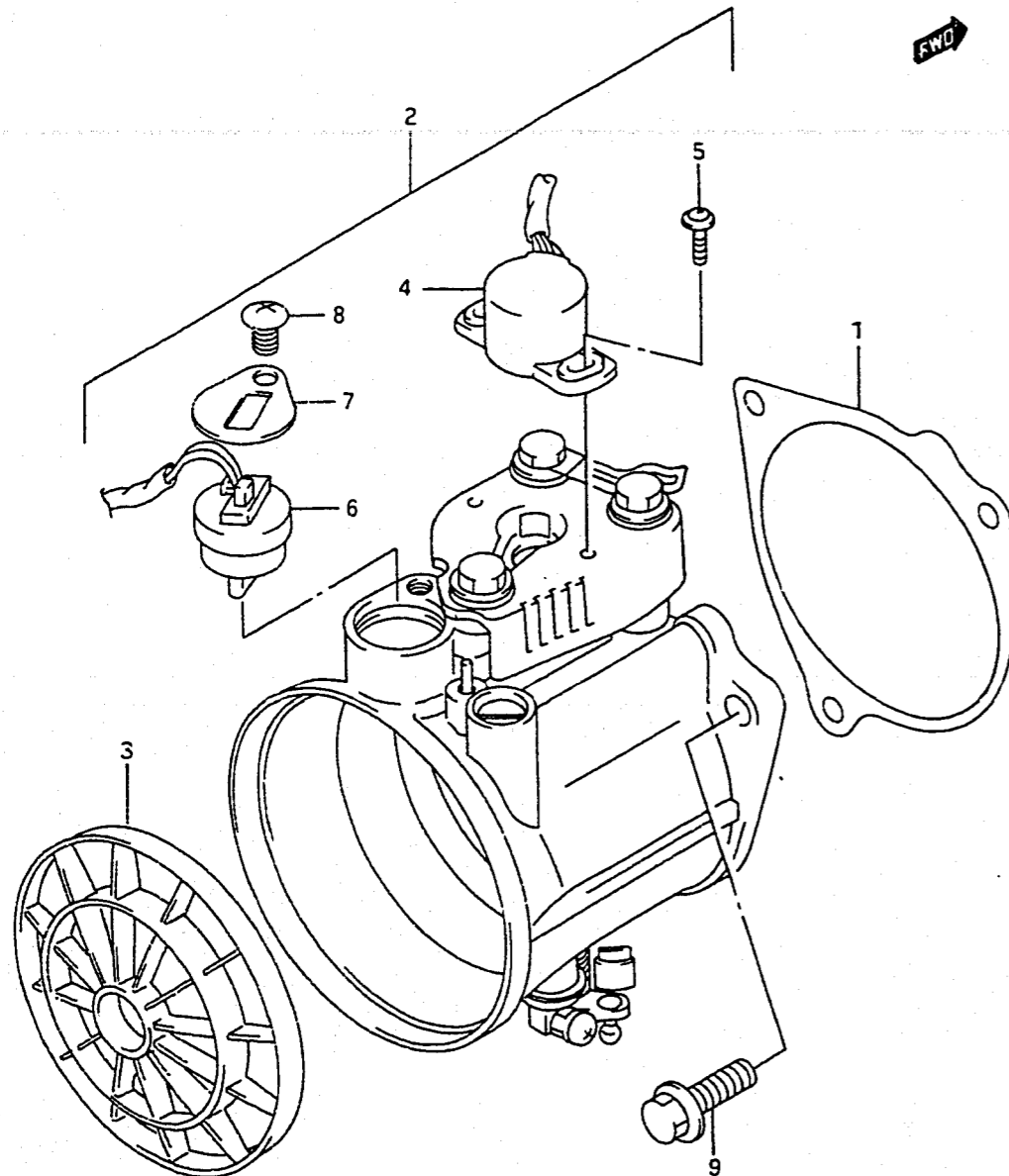


FIG.34



REF.NO.	PART NO.	DESCRIPTION	Q'TY	REMARKS
1-1	19121-87D00	LEVER, THROTTLE CONTROL	1	DT200EFI
1-2	19121-88D20	LEVER, THROTTLE CONTROL	1	DT150EFI/150S
2-1	19122-92E00	LEVER, INTERLINK THROTTLE	1	DT200EFI
2-2	19122-88D20	LEVER, INTERLINK THROTTLE	1	DT150EFI/150S
3	19131-95502	CONNECTOR, THROTTLE	2	
4-1	67413-98100	ROD, THROTTLE	1	DT200EFI
4-2	19136-87E00	ROD, THROTTLE (L:83)	1	DT150EFI/150S
5	19185-87D00	SPRING, THROTTLE LEVER	1	
6	09116-06127	BOLT, THROTTLE LEVER	1	
7	09119-05010	PIVOT, BALL	1	
8	09119-05019	PIVOT, BALL	1	
9	09140-05005	NUT, THROTTLE ROD	2	
10	09404-06432	CLAMP, OIL HOSE	1	
11	19136-95510	ROD, CLUTCH LEVER	1	
12	21111-87E01	LEVER, CLUTCH	1	
12A	21111-88D00	LEVER, CLUTCH	1	COUNTER ROTATION
13	67467-94402	CONNECTOR, CLUTCH LEVER	2	
14	09140-05005	NUT, CLUTCH LEVER ROD	2	
15	01550-06257	BOLT, CLUTCH SHAFT HOOD	4	
16	67466-95200	CONNECTOR, REMOCON CABLE	1	FOR THROTTLE
17	67467-94402	CONNECTOR, REMOCON CABLE	1	FOR CLUTCH
18	09119-06047	PIVOT, BALL	1	
19	16411-94400	ROD, OIL PUMP	1	
20	19131-95502	CONNECTOR, OIL PUMP	2	
21	09140-05005	NUT, OIL PUMP	2	

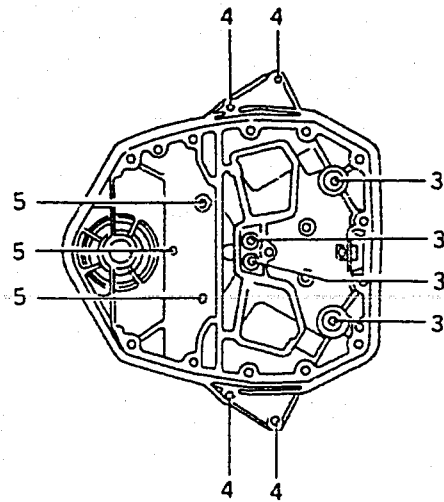
FIG.36



REF.NO.	PART NO.	DESCRIPTION	Q'TY	REMARKS
1	13125-92E10	GASKET, THROTTLE BODY	1	
2-1	13300-88D90	BODY ASSY, THROTTLE	1	DT150S
2-2	13300-87D10	BODY ASSY, THROTTLE	1	DT150S/150EFI MODEL:95-97
2-3	13300-92E90	BODY ASSY, THROTTLE	1	DT225,TYPE:L -MODEL:94
2-4	13300-92E17	BODY ASSY, THROTTLE	1	DT225,TYPE:UL -MODEL:94
2-5	13300-92E30	BODY ASSY, THROTTLE	1	DT225/200EFI MODEL:95-00
3	13695-92E03	.NET, THROTTLE BODY	1	
4	37810-92E00	.SENSOR ASSY, THROTTLE VALVE	1	
5	02142-04127	.SCREW, THROTTLE SENSOR	2	
6	34830-92E00	.SENSOR, AIR TEMP	1	
7	34853-94700	.SUPPORTER, AIR TEMP SENSOR	1	
8	09125-06069	.SCREW	1	
9	07120-08257	BOLT, THROTTLE BODY	3	

(*) : DT150S/150EFI/200EFI -MODEL:97
 DT225 -MODEL:00
 DT225G MODEL:98-00

FIG.37



REF.NO.	PART NO.	DESCRIPTION	Q'TY	REMARKS
1	11431-87D04-0ED	HOUSING, UNDER OIL SEAL	1	
2	11433-87D30	GASKET, UNDER OIL SEAL	1	
3	09116-08097	BOLT, UNDER OIL SEAL (8X50)	5	
4	09116-08098	BOLT, UNDER OIL SEAL (8X40)	4	
5	09116-08099	BOLT, UNDER OIL SEAL (8X30)	3	
6	09116-08100	BOLT, UNDER OIL SEAL (8X80)	2	
7	09202-06023	PIN, UNDER OIL SEAL KNOCK	1	
8	09280-80002	O RING, UNDER OIL SEAL	1	

COLOR : 0ED (GRAY)

(*) : DT150S ~MODEL:97
 DT225 ~MODEL:00
 DT225G MODEL:98-00

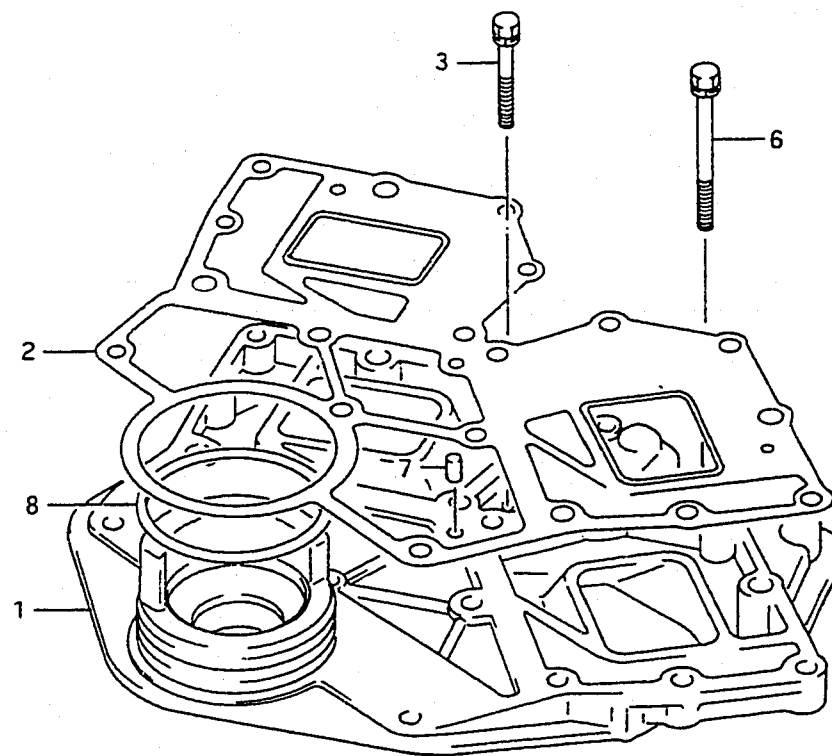
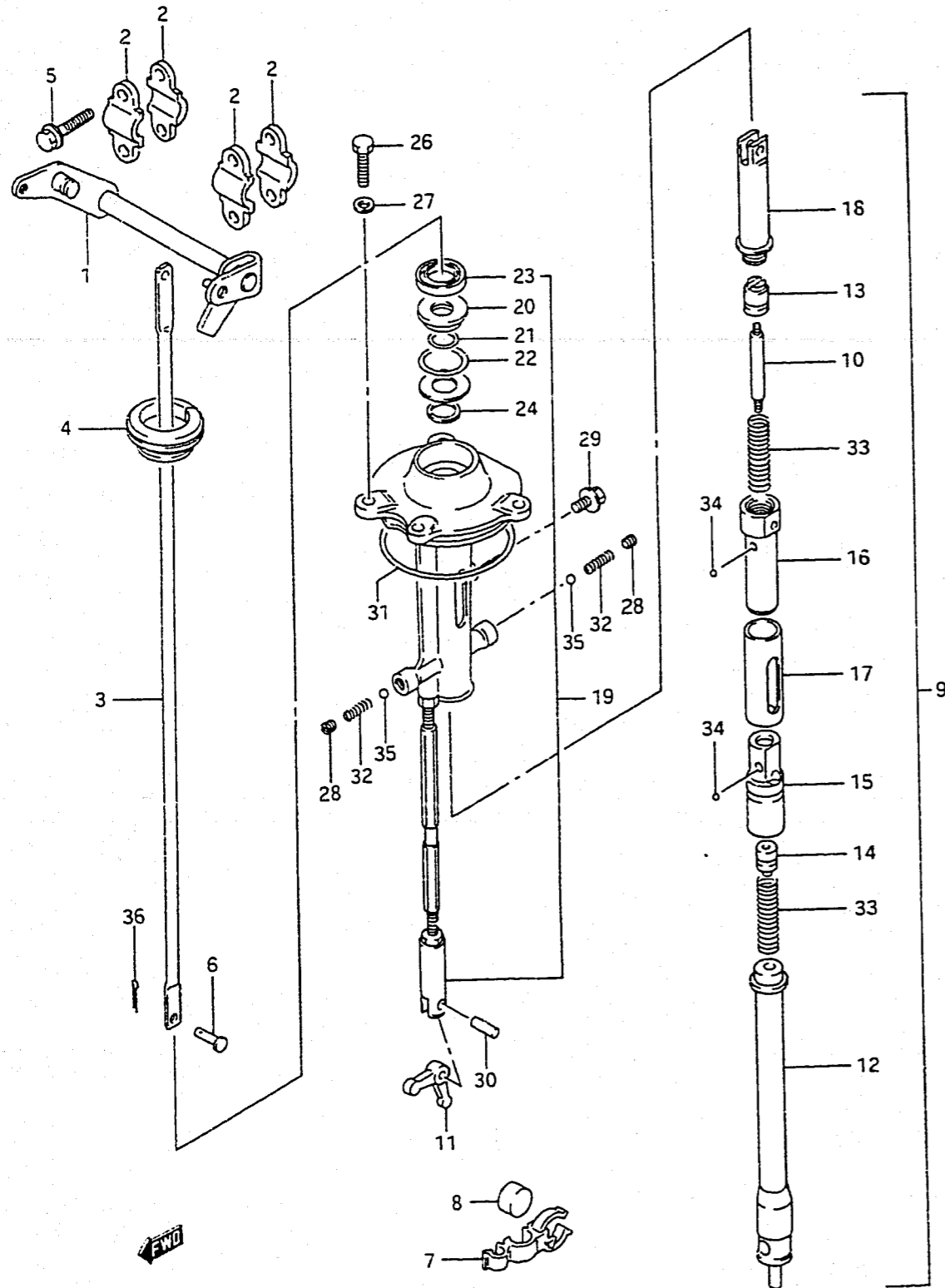


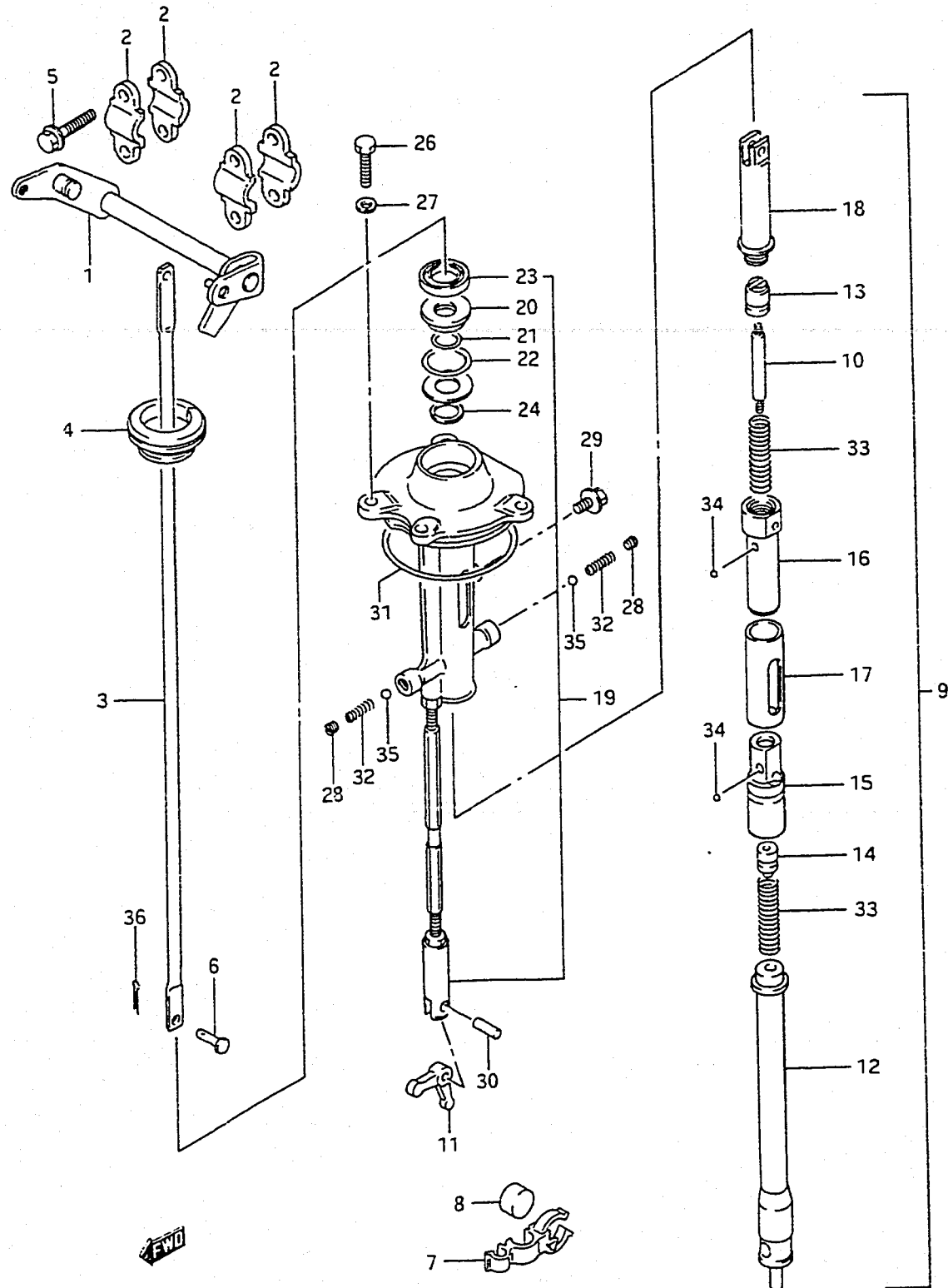
FIG. 38



REF.NO.	PART NO.	DESCRIPTION	Q'TY	REMARKS
1	21210-87D03	SHAFT, CLUTCH	1	
2	21311-87D00	HOLDER, CLUTCH SHAFT	4	
3-1	23111-87D01	SHAFT, CLUTCH SHIFT (L)	1	
3-2	23111-87D11	SHAFT, CLUTCH SHIFT (X)	1	
4	23131-87D00	BOOT, CLUTCH ROD	1	
5	01550-06257	BOLT	4	
6	23313-87D00	PIN, CLUTCH ROD CONNECTOR	1	
7	25231-87D00	HOLDER, MAGNET	1	
8	25232-94300	MAGNET, GEAR CASE	1	
9-1	26100-87D04	HOUSING ASSY, SHIFT ACCEL (L)	1	
9-2	26100-87D14	HOUSING ASSY, SHIFT ACCEL (X)	1	
10	25121-87D00	.ROD, SHIFT PLUNGER CONNECTING	1	
11	25131-87D03	.YOKE, SHIFT	1	
12	25311-87D03	.SLIDER, SHIFT VERTICAL	1	
13	25411-87D00	.PLUNGER, SFT SPRG LOCK REV	1	
14	25421-87D00	.PLUNGER, SFT SPRG LOCK FWD	1	
15	25511-87D01	.SLEEVE, SFT ACCEL SPRG FWD	1	
16	25521-87D00	.SLEEVE, SFT ACCEL SPRT REV	1	
17	25531-87D00	.SLEEVE, SHIFT SPRING LOCK	1	
18-1	25611-87D00	.CONNECTOR, CLUTCH ROD (L)	1	
18-2	25611-87D10	.CONNECTOR, CLUTCH ROD (X)	1	
19	26110-87D00	.HOUSING, SHIFT ACCEL SLV	1	
20	25211-87D00	..O RING, INNER	1	
21	09280-14010	..O RING, INNER	1	
22	09280-24003	..O RING, OUTER	1	
23	09284-14004	..SEAL, CLUTCH ROD CONN DUST	1	
24	09381-19002	..STOPPER, CLUTCH ROD	1	

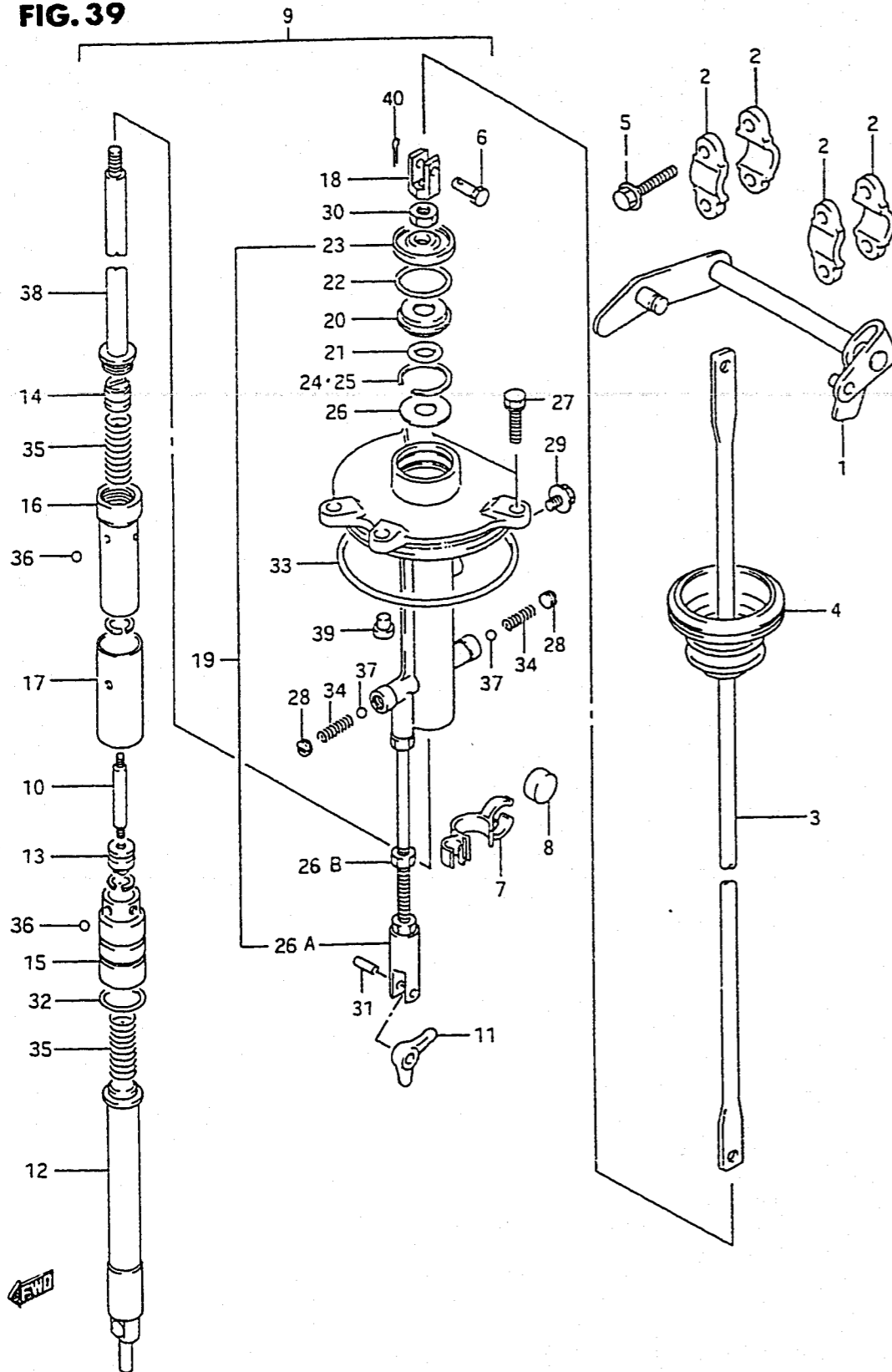
REFER TO FIG.39 (1-F-4) FOR DT150/150S/175/200/200S/200EFI
 MODEL:89~97
 REFER TO FIG.40 (1-F-6) FOR DT150G/200G/200SG/200GEFI/225G,
 COUNTER ROTATION MODEL:90~00
 REFER TO FIG.41 (1-F-8) FOR DT225

FIG. 38



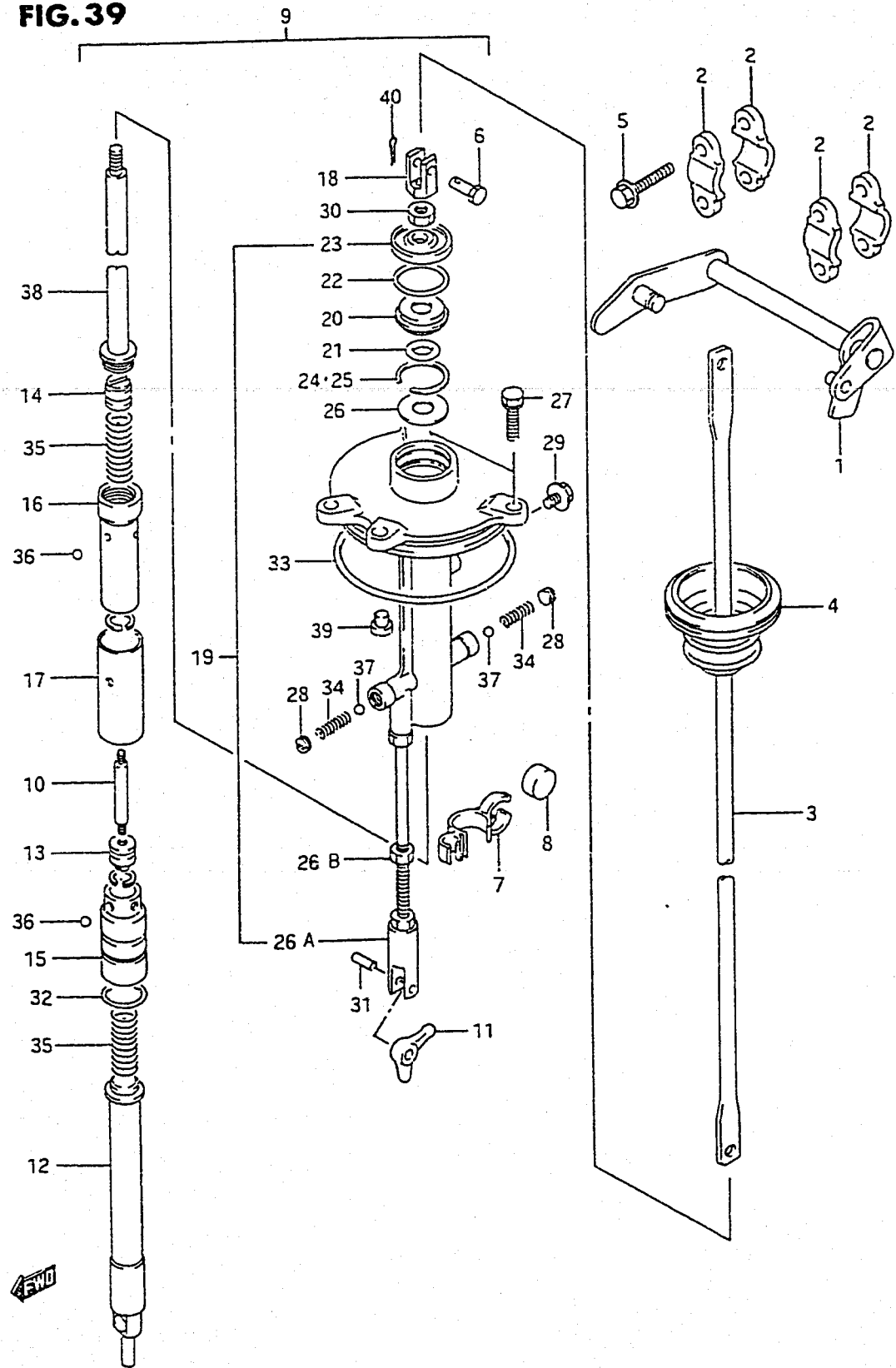
REF.NO.	PART NO.	DESCRIPTION	Q'TY	REMARKS
26	09117-06031	BOLT (6X20)	3	
27	09162-06006	LOCK WASHER	3	
28	09134-08010	SCREW	2	
29	09135-06016	BOLT	1	
30	09202-06032	PIN	1	
31	09280-69001	O RING, SHIFT ACCEL HOUSING	1	
32	09440-05034	SPRING, NOTCH	2	
33	09440-10035	SPRING, SHIFT ACCEL	2	
34	06111-05004	BALL, SHIFT SPRING LOCK	6	
35	06111-07004	BALL, NOTCH	2	
36	09204-01002	PIN	1	

FIG.39



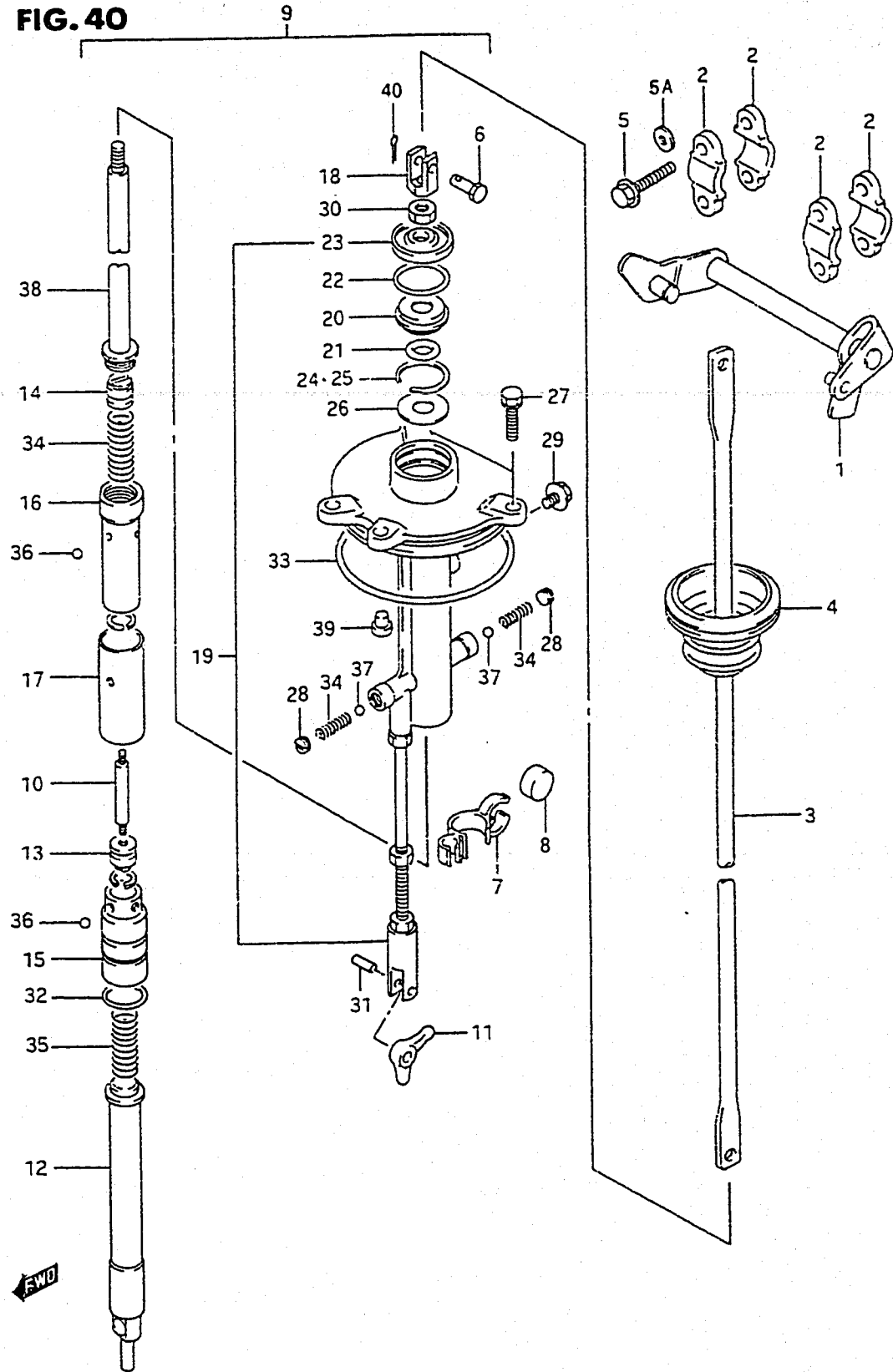
REF.NO.	PART NO.	DESCRIPTION	Q'TY	REMARKS
1	21210-87D03	SHAFT, CLUTCH	1	
2	21311-87D00	HOLDER, CLUTCH SHAFT	4	
3-1	23111-87E02	SHAFT, CLUTCH SHIFT (L)	1	
3-2	23111-87D11	SHAFT, CLUTCH SHIFT (X)	1	
4	23131-87D00	BOOT, CLUTCH ROD	1	
5	09103-06180	BOLT (6X25)	4	
6	23313-87D00	PIN, CLUTCH ROD CONNECTOR	1	
7	25231-87E00	HGLDER, MAGNET	1	
8	25232-94300	MAGNET, GEAR CASE	1	
9-1	26100-87D25	HOUSING ASSY, SHIFT ACCEL (L)	1	
9-2	26100-87D35	HOUSING ASSY, SHIFT ACCEL (X)	1	
10	25121-87E00	.ROD, SHIFT PLUNGER CONNECTING	1	
11	25131-87E00	.YOKE, SHIFT	1	
12	25311-87D10	.SLIDER, SHIFT VERTICAL	1	
13	25411-87E00	.PLUNGER, SHIFT LOCK REV	1	
14	25421-87E00	.PLUNGER, SHIFT LOCK FWD	1	
15	25511-87E01	.SLEEVE, SHIFT ACCEL FWD	1	
16	25521-87E01	.SLEEVE, SHIFT ACCEL REV	1	
17	25531-87E00	.SLEEVE, SHIFT SPRING LOCK	1	
18	25611-87E10	.CONNECTOR, CLUTCH ROD	1	
19	26110-87D13	.HOUSING, SHIFT ACCEL SLV	1	
20	25211-87E00	..GUIDE, CLUTCH ROD CONNECTOR	1	
21	09280-08008	..O RING, SHIFT ROD CONN	1	ID:7.8,DD:3.5
22	09280-20004	..O RING	1	ID:19.8,DD:2.4
23	09284-08005	..SEAL, SHIFT ROD CONN	1	
24	09381-22009	..STOPPER, REVERSE SIDE	1	
25	09381-24003	..CIRCLIP, DUST SEAL	1	150/150S:906355- 175:901954- 200/200S:907983-
26	08211-08222	. WASHER, SHIFT ROD CONN	1	
26A	25141-87E01	..SHAFT, SHIFTER YOKE PIVOT	1	
26B	09140-06011	..NUT	1	
27	09117-06031	.BOLT, SHIFT ACCEL	3	
28	09134-08010	.SCREW, NOTCH	2	

FIG.39



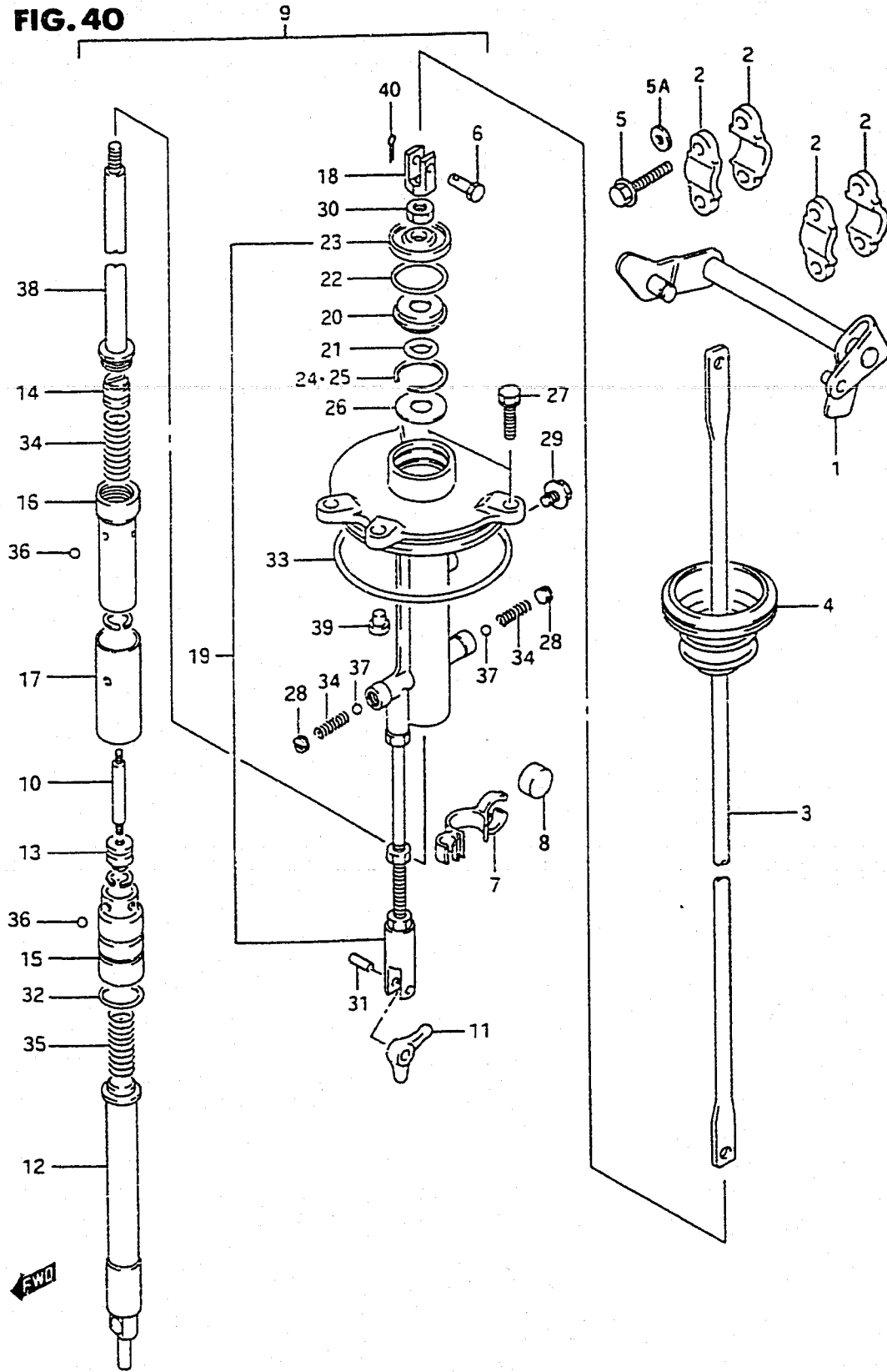
REF.NO.	PART NO.	DESCRIPTION	Q'TY	REMARKS
29	09135-06016	.BOLT, SHIFT SPRING LOCK	1	
30	09140-06020	.NUT, CLUTCH ROD CONN	1	
31	09261-05010	.PIN, SHIFTER YOKE PIVOT	1	
32	09280-14011	.O RING, SHIFT SPRING	1	
33	09280-69001	.O RING, SHIFT ACCEL	1	
34	09440-05034	.SPRING, NOTCH	2	
35	09440-10035	.SPRING, SHIFT ACCEL	2	
36	06111-05004	.BALL, SHIFT SPRING LOCK	6	
37	06111-07004	.BALL, NOTCH	2	
38-1	25614-87E00	.ROD, SHIFT CONNECTOR (L)	1	
38-2	25614-87D10	.ROD, SHIFT CONNECTOR (X)	1	
39	09209-08019	PIN, SHIFT HOUSING	1	
40	09204-01002	PIN	1	

FIG. 40



REF.NO.	PART NO.	DESCRIPTION	Q'TY	REMARKS
1	21210-88D01	SHAFT, CLUTCH	1	
2	21311-87D00	HOLDER, CLUTCH SHAFT	4	
3	23111-87D11	ROD, CLUTCH (X)	1	
4	23131-87D00	BOOT, CLUTCH ROD	1	
5	09103-06180	BOLT (6X25)	4	
5A	08322-01067	WASHER	4	
6	23313-87D00	PIN, CLUTCH ROD CONNECTOR	1	
7	25231-87E00	HOLDER, MAGNET	1	
8	25232-94300	MAGNET, GEAR CASE	1	
9	26100-87D35	HOUSING ASSY, SHIFT ACCEL (X)	1	
10	25121-87E00	.ROD, SHIFT PLUNGER CONNECTING	1	
11	25131-87E00	.YOKE, SHIFT	1	
12	25311-87D10	.SLIDER, SHIFT VERTICAL	1	
13	25411-87E00	.PLUNGER, SHIFT SPRING REV	1	
14	25421-87E00	.PLUNGER, SHIFT SPRING FWD	1	
15	25511-87E01	.SLEEVE, SHIFT ACCEL FWD	1	
16	25521-87E01	.SLEEVE, SHIFT ACCEL REV	1	
17	25531-87E00	.SLEEVE, SHIFT SPRING LOCK	1	
18	25611-87E10	.CONNECTOR, CLUTCH ROD	1	
19	26110-87D13	.HOUSING, SHIFT ACCEL SLV	1	
20	25211-87E00	.GUIDE, CLUTCH ROD CONNECTOR	1	
21	09280-08008	..O RING (D:3.5 ID:7.8)	1	
22	09280-20004	..O RING (D:2.4 ID:19.8)	1	
23	09284-08005	..SEAL	1	
24	09381-22009	..SNAP RING (OD:23)	1	
25	09381-24003	..SNAP RING (OD:26)	1	
26	08211-08222	..WASHER	1	
27	09117-06031	.BOLT	3	
28	09134-08010	.SCREW	2	
29	09135-06016	.BOLT	1	
30	09140-06020	.NUT	1	

FIG. 40



REF.NO.	PART NO.	DESCRIPTION	Q'TY	REMARKS
31	09261-05010	.PIN, SHIFTER YOKE PIVOT	1	
32	09280-14011	.O RING, SHIFT SPRING	1	
33	09280-69001	.O RING, SHIFT ACCEL	1	
34	09440-05034	.SPRING, NOTCH	2	
35	09440-10035	.SPRING, SHIFT ACCEL	2	
36	06111-05004	.BALL, SHIFT SPRING LOCK	6	
37	06111-07004	.BALL, NOTCH	2	
38	25614-87D10	.ROD, SHIFT CONNECTOR (X)	1	
39	09209-08019	PIN, SHIFT HOUSING	1	
40	09204-01002	PIN	1	

FIG. 43

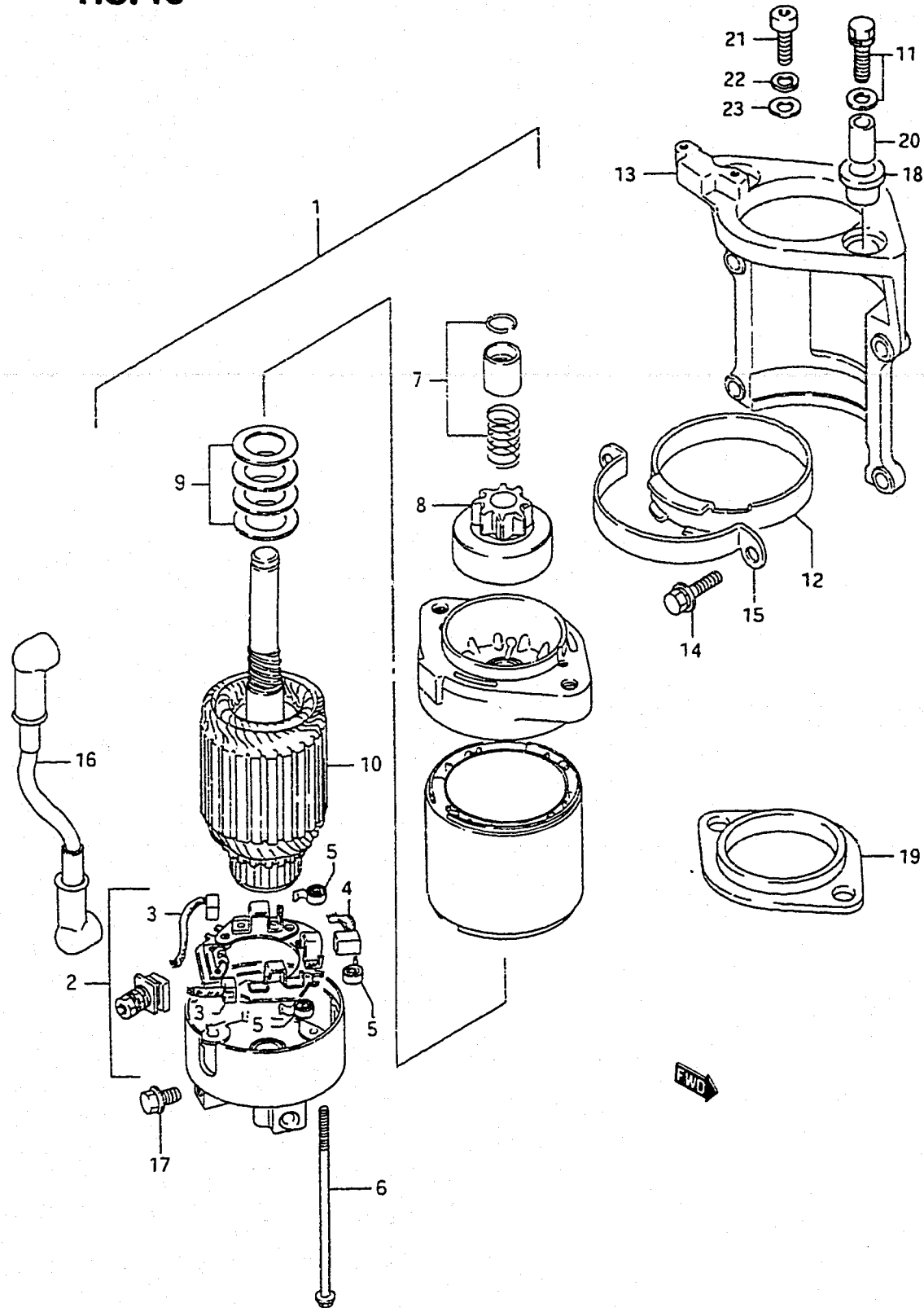


FIG.43 (1-G- 2)

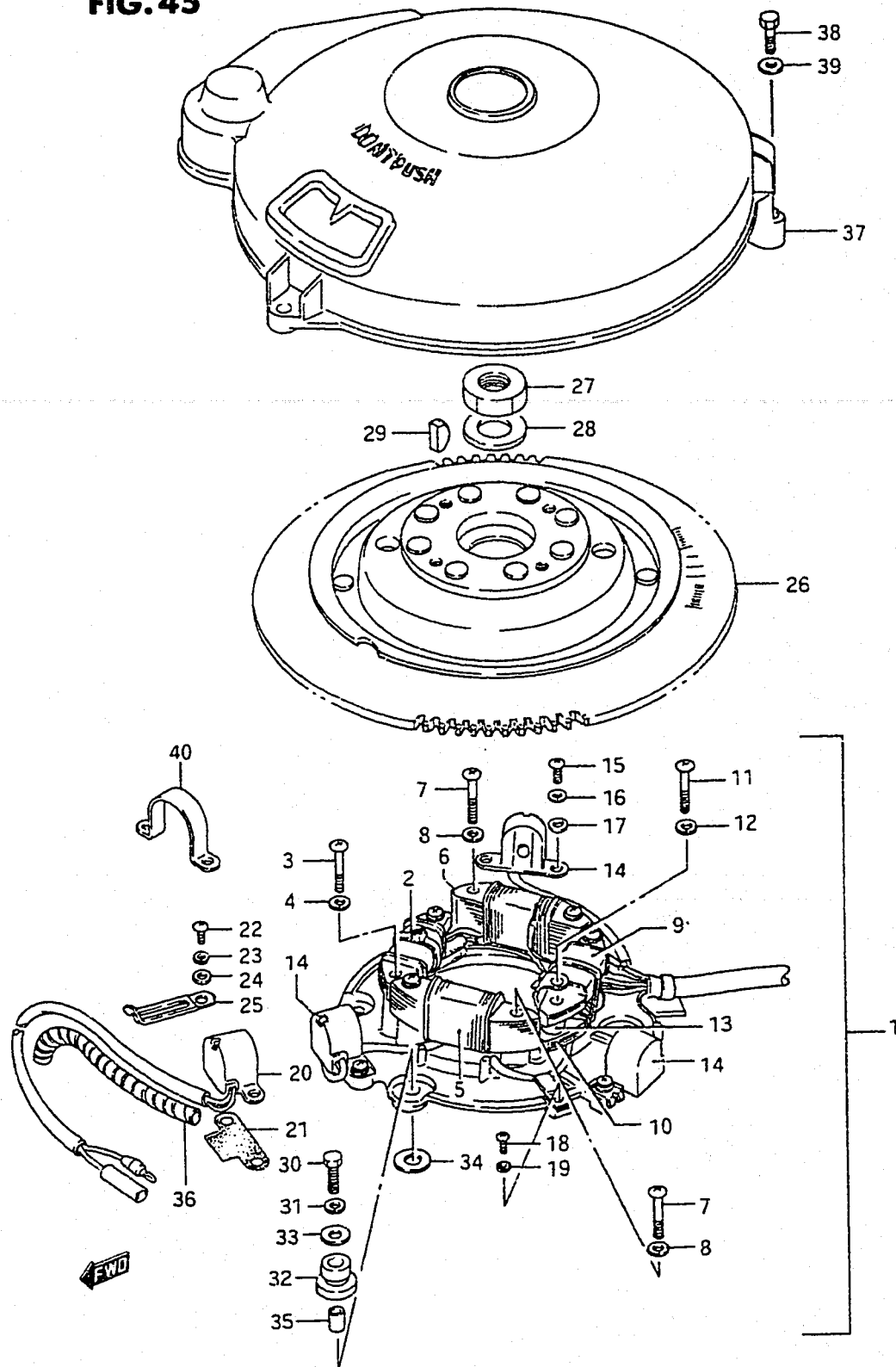
STARTING MOTOR

REF.NO.	PART NO.	DESCRIPTION	Q'TY	REMARKS
1	31100-87D10	MOTOR ASSY, STARTING	1	→31100-92E00
2	31173-95310	.HOLDER ASSY, MOTOR BRUSH	1	
3	31131-95310	..BRUSH (+)	1	
4	31131-95241	..BRUSH (-)	1	
5	31135-95310	..SPRING, BRUSH	3	
6	31281-87D10	..THROUGH BOLT	2	
7	31312-94601	..STOPPER SET, PINION	1	
8	31320-87D00	..PINION ASSY	1	
9	31360-87D00	..WASHER KIT	1	
10	31310-94600	..ARMATURE	1	
11	09117-08087	BOLT, STARTER MOTOR (8X40)	2	MODEL:90,91
12	31918-94701	DAMPER, STARTER	1	
13	31911-87D11-0ED	BRACKET, STARTING MOTOR	1	
14	01550-08307	BOLT	4	
15	31912-87D00	BAND, STARTER	1	
16	33820-87E00	CABLE ASSY, STARTER SUB	1	
17	01550-08167	BOLT, BATTERY CABLE GROUND	1	8X16
18	31916-94500	DAMPER, STARTER MOTOR UPPER	2	
19	31917-94500	DAMPER, STARTER MOTOR MIDDLE	1	
20	09180-08097	SPACER, STARTER MOTOR	2	8.1X12X18.8
21	07130-08407	BOLT, STARTER MOTOR (8X40)	2	MODEL:92-99
22	08321-01087	WASHER, LOCK	2	MODEL:92-97
23-1	09160-08054	WASHER	2	MODEL:92-97
23-2	09160-08124	WASHER	2	MODEL:98,99

COLOR : 0ED (GRAY)
 COLOR : 35J (GOLD)

REFER TO FIG.44(1-G-3) FOR MODEL:00

FIG.45



REF.NO.	PART NO.	DESCRIPTION	Q'TY	REMARKS
1-1	32101-87D00	STATOR ASSY	1	MODEL:87,88
1-2	32101-87D20	STATOR ASSY	1	MODEL:89,90
2	32140-87D00	.COIL, PRIMARY NO.1	1	
3	02112-06257	.SCREW	2	
4	08321-01067	.LOCK WASHER	2	
5	32120-87D00	.COIL, BATTERY CHARGING NO.1	1	
6	32120-87D10	.COIL, BATTERY CHARGING NO.2	1	
7	02112-06357	.SCREW	4	
8	08321-01067	.LOCK WASHER	4	
9	32140-87D20	.COIL, PRIMARY NO.2	1	
10	32120-87D20	.COIL, BATTERY CHARGING NO.3	1	
11	02112-06357	.SCREW	2	
12	08321-01067	.LOCK WASHER	2	
13	09180-06120	.SPACER	2	
14	32160-87D11	.COIL, IGNITION TIMING	3	
15	02112-05127	.SCREW	6	
16	08321-01057	.LOCK WASHER	6	
17	08322-01057	.WASHER	6	
18	02112-04087	.SCREW	4	
19	08321-01043	.LOCK WASHER	4	
20-1	32150-87D00	.COIL, COUNTER	1	MODEL:87,88
20-2	32150-87E20	.COIL, COUNTER	1	MODEL:89,90
21	32155-87D60	GASKET, GEAR COUNTER COIL	1	MODEL:87
22	02112-05127	SCREW	2	
23	08321-01057	LOCK WASHER	2	
24	08322-01057	WASHER	2	
25	09404-06432	CLAMP	1	
26	32102-87D10	FLYWHEEL	1	MODEL:89,90
27	09140-18007	NUT	1	

REFER TO FIG.46 (1-G-6) FOR MODEL:91-00

FIG. 45

REF.NO.	PART NO.	DESCRIPTION	Q'TY	REMARKS
28	09160-18011	WASHER (18.5X35X4)	1	
29	08341-31059	KEY	1	
30	01500-06257	BOLT	4	
31	08321-01067	LOCK WASHER	4	
32	09320-08044	CUSHION	4	
33	09160-06052	WASHER	4	
34	09160-06084	WASHER	4	
35	09180-06250	SPACER	4	
36	38423-95510	TUBE	1	
37	11511-92E00	COVER, MAGNETO	1	
38	01500-06257	BOLT	3	
39	08322-01067	WASHER	3	
40	32156-87D00	BAND, GEAR	1	

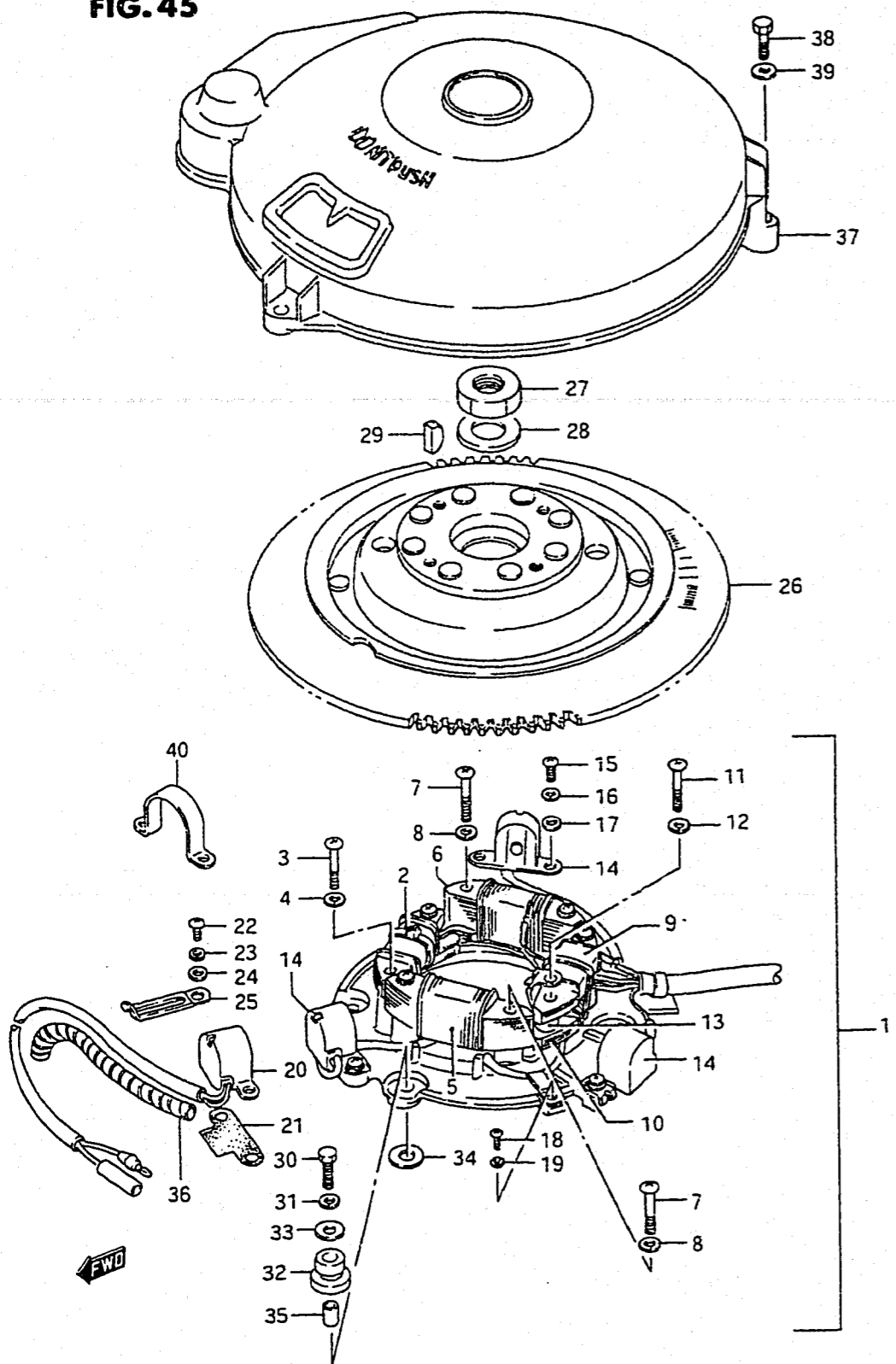
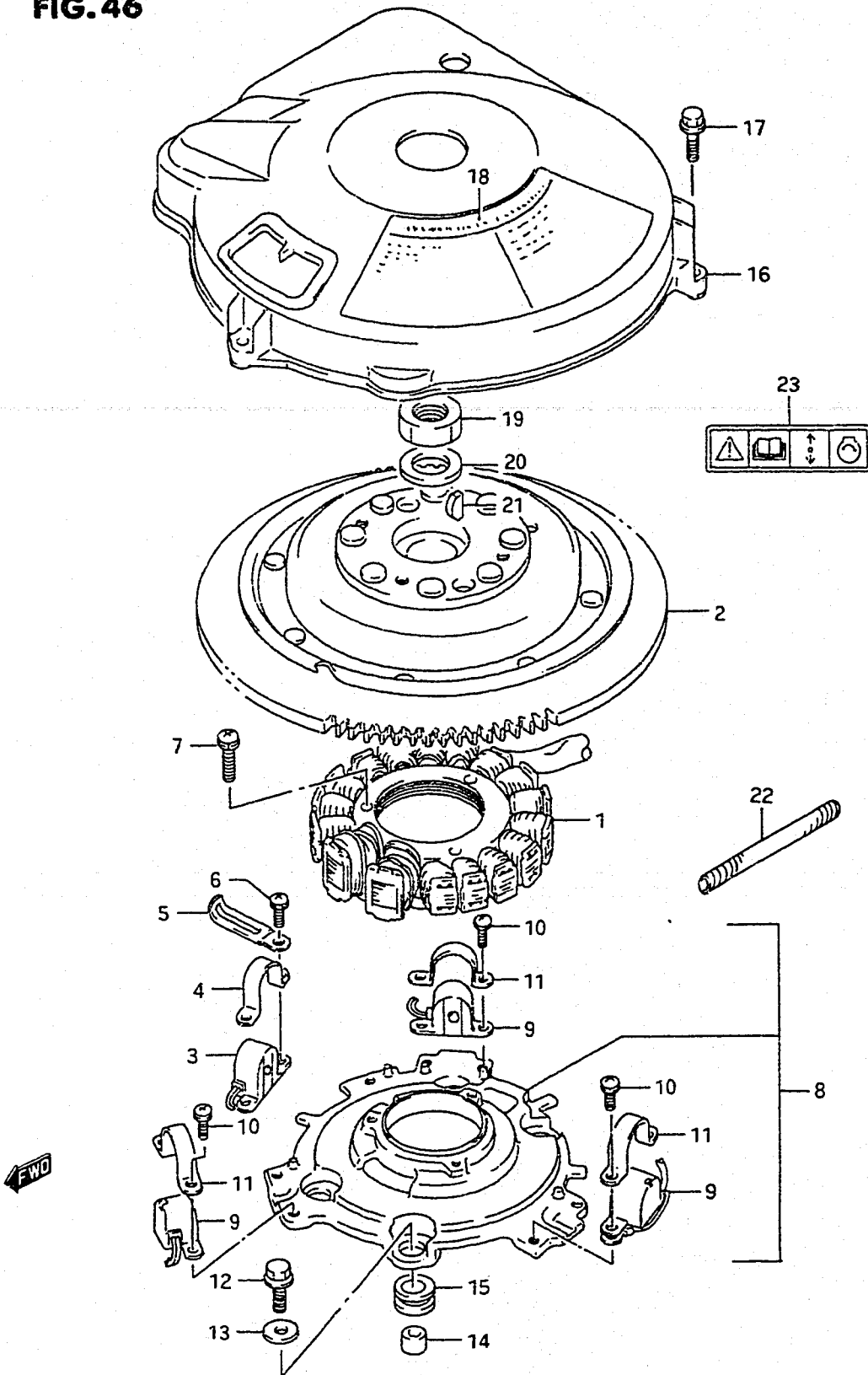


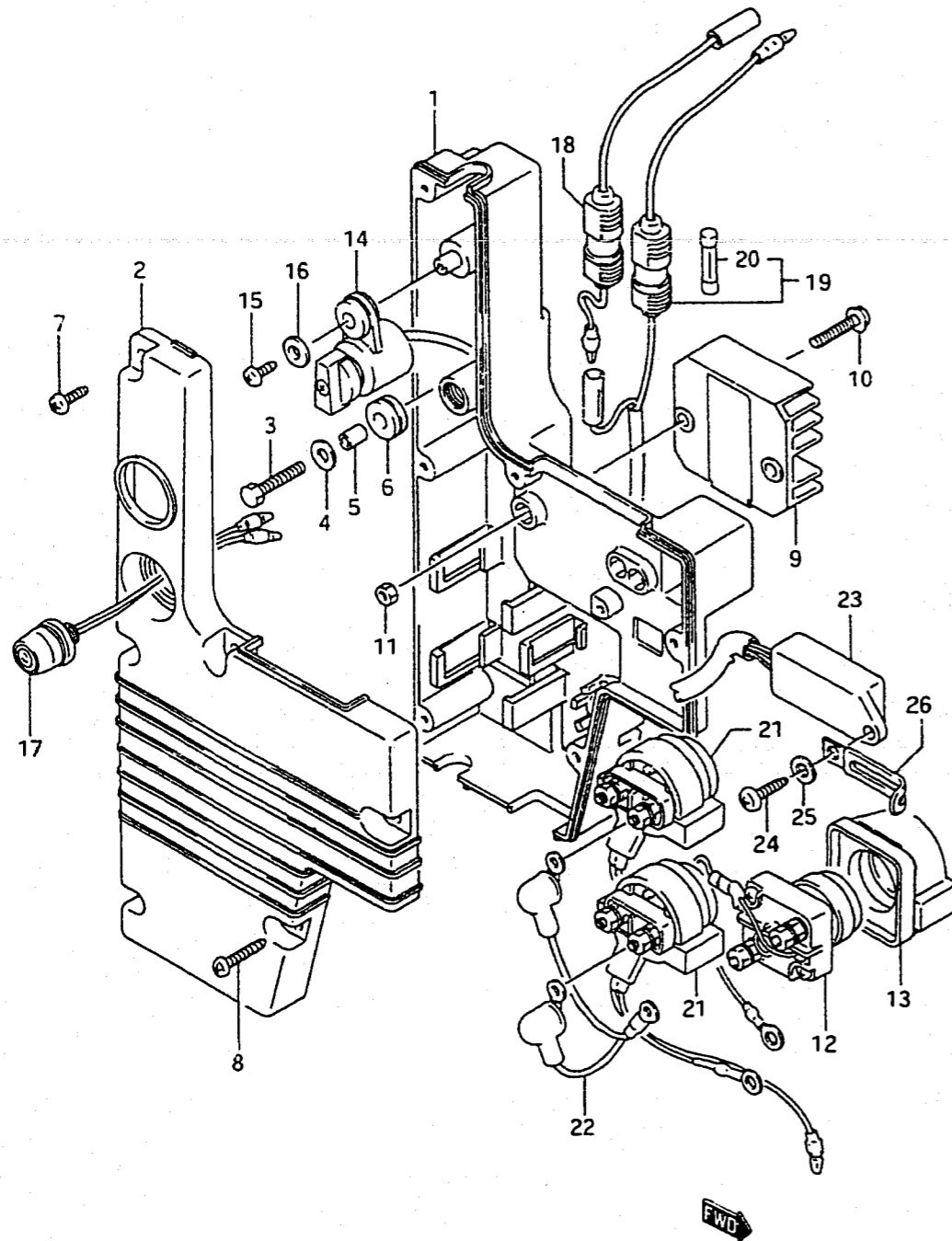
FIG. 46



REF.NO.	PART NO.	DESCRIPTION	Q'TY	REMARKS
1-1	32101-92E10	COIL, STATOR	1	
1-2	32101-92E11	COIL, STATOR	1	MODEL:00
2	32102-92E00	FLYWHEEL, MAGNETO	1	
3	32150-87E20	COIL, GEAR COUNTER	1	
4	32156-87D00	BAND, GEAR	1	
5	09404-06432	CLAMP	1	
6	02112-35127	SCREW, COUNTER	2	
7	02112-36257	SCREW, COIL BASE	3	
8	32103-92E10	STATOR ASSY, IGNITION COIL	1	
9	32160-87D11	.COIL, IGNITION TIMING	3	
10	02112-35127	.SCREW, COIL IGNITION TIMING	6	
11	32156-87D00	.BAND, COIL IGNITION TIMING	1	DT150:~131073 DT175:~131045 DT200:~131061
12	01500-06203	BOLT, MAGNETO STATOR	4	
13	09160-06052	WASHER, MAGNETO STATOR	4	
14	09180-06223	SPACER, MAGNETO STATOR	4	
15	09320-10008	CUSHION, MAGNETO STATOR	4	
16	11511-92E00	COVER, MAGNETO	1	
17	02162-06257	BOLT, MAGNETO COVER	3	
18-1	61911-92E01	MARK, EMER STR INSTR	1	ENGLISH
18-2	61911-87E00	MARK, EMER STR INSTR	1	DT150 ~MODEL:94 DT175/200 ~MODEL:92
19	09140-18007	NUT, MAGNETO FLYWHEEL	1	
20	09160-18011	WASHER, MAGNETO FLYWHEEL	1	
21	08341-31059	KEY, MAGNETO FLYWHEEL	1	
22-1	38423-95510	TUBE, MAGNETO LEAD WIRE	1	L:150→100
22-2	38423-95510	TUBE, MAGNETO LEAD WIRE	1	
23	69711-93E00	LABEL, CAUTION S.I.G.P	1	

(*) : DT225 MODEL:91-00
DT225G MODEL:98-00

FIG.47



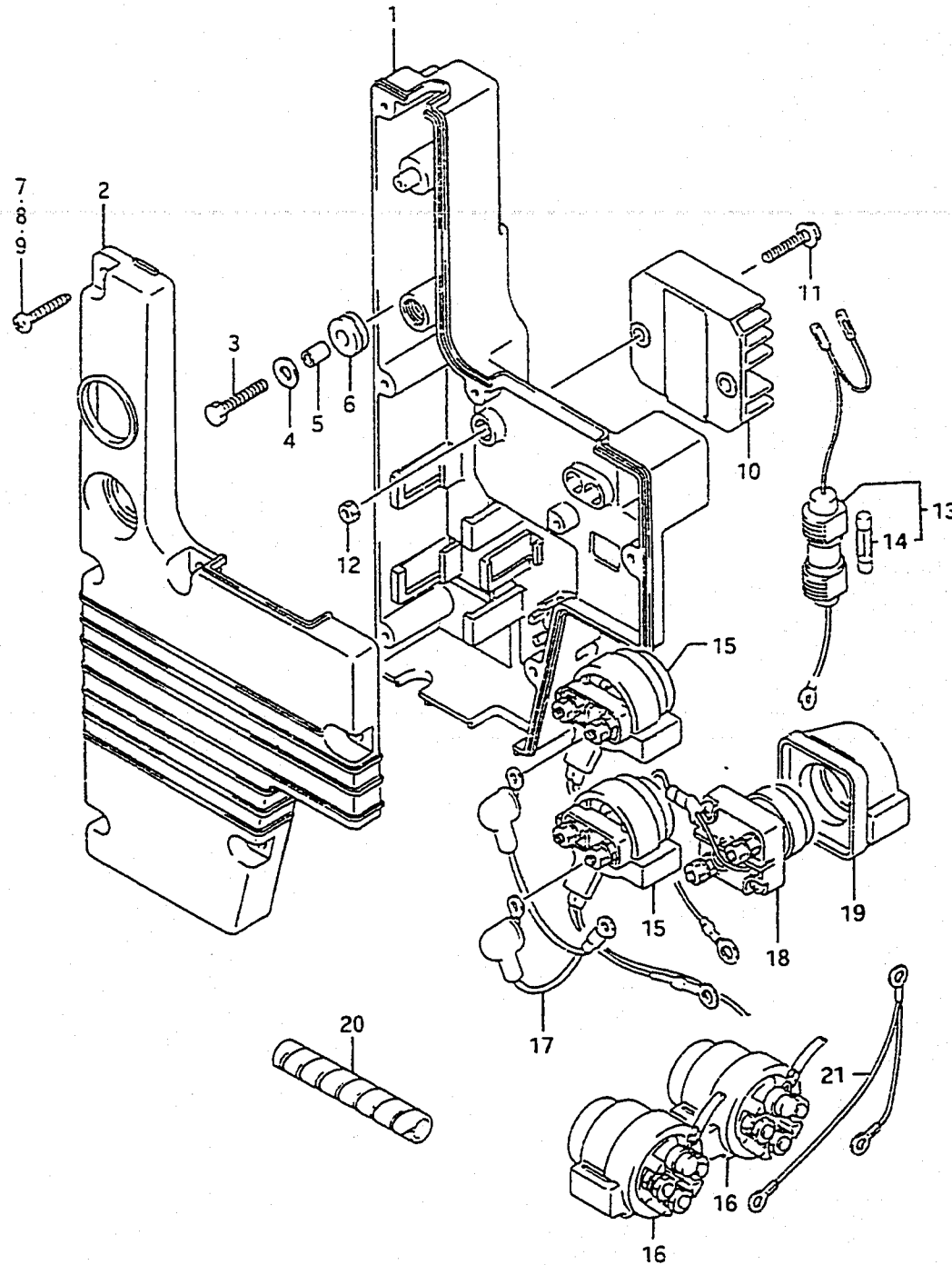
REF.NO.	PART NO.	DESCRIPTION	Q'TY	REMARKS
1	32890-87D01	HOLDER, ELECTRIC PARTS, NO.1	1	
2	32891-87D00	COVER, HOLDER	1	
3	01550-06257	BOLT	4	
4	09160-06052	WASHER	4	
5	09180-06248	SPACER	4	
6	09320-08001	CUJSHION	4	
7-1	03212-05203	SCREW	6	DT150,175,200
7-2	03212-05203	SCREW	3	DT200S
8	03212-05405	SCREW	3	DT200S
9	32800-87D00	RECTIFIER ASSY	1	
10	01550-06207	BOLT	2	
11	08310-00067	NUT	2	
12	31800-94401	RELAY ASSY, STARTER	1	
13	38422-94520	DAMPER, STARTER RELAY	1	
14	37920-87D00	SWITCH ASSY, IGNITION TIMING	1	
15	03212-05123	SCREW	1	
16	09160-05024	WASHER	1	
17	37930-94706	SWITCH ASSY, OIL WARNING RESET	1	
18	36740-87D00	CASE ASSY, FUSE RECTIFIER	1	
19	36740-94720	CASE ASSY, FUSE BATTERY	1	
20	09481-25001	FUSE, (25A)	1	
21	38410-94540	TRIM RELAY ASSY, UP/DOWN	2	
22	33831-95600	CABLE, PTT RELAY	1	
23	34250-87D11	UNIT, TACHOMETER CONTROL	1	
24	03212-05163	SCREW	1	
25	08322-01057	WASHER	1	
26	09404-06432	CLAMP	2	

REFER TO FIG.48 (1-G-8) FOR MODEL:89,90
REFER TO FIG.49 (1-G-9) FOR MODEL:91-00

FIG. 48

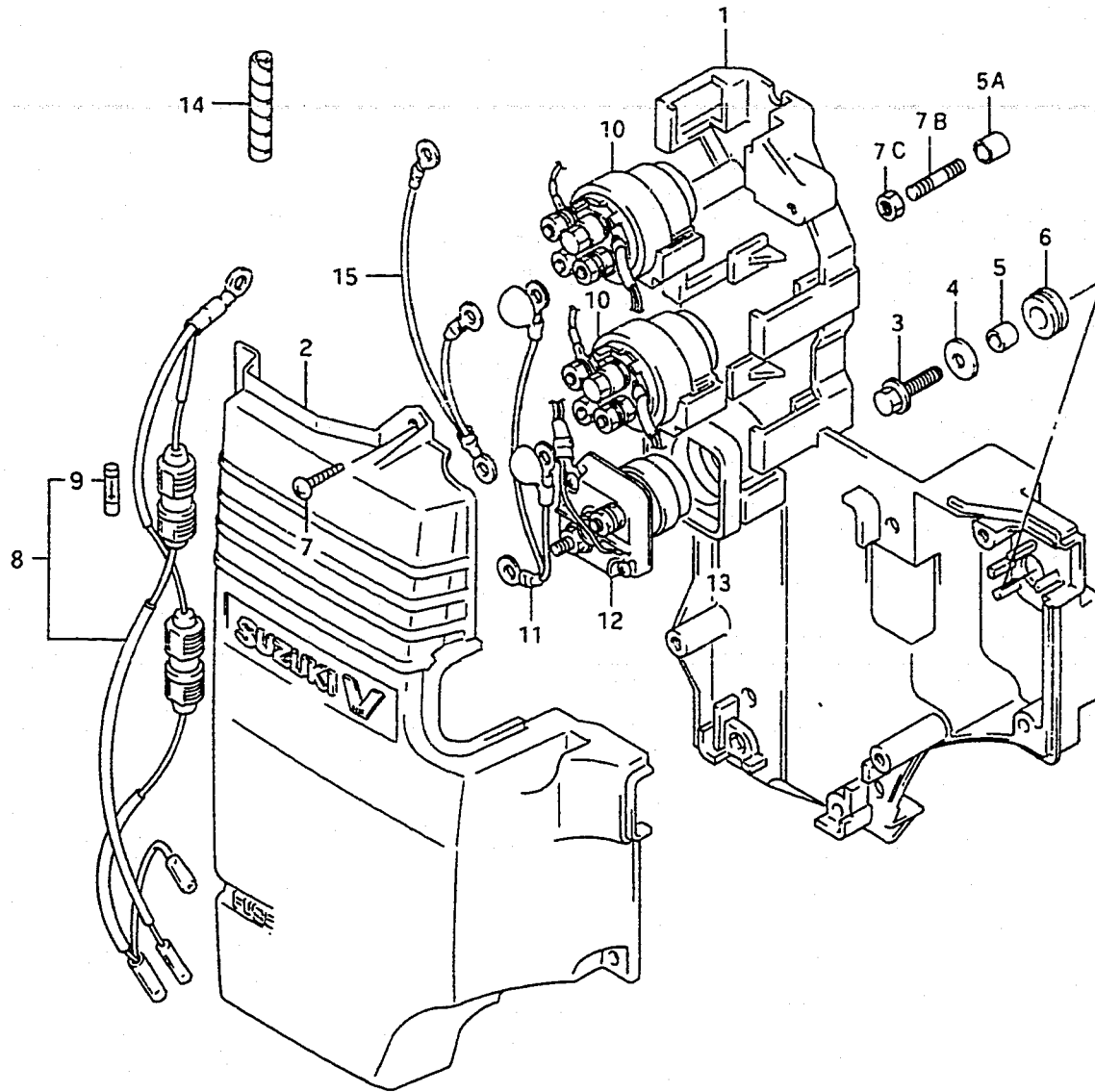
FIG.48 (1-G- 8)

RELAY (MODEL:89,90)



REF.NO.	PART NO.	DESCRIPTION	Q'TY	REMARKS
1	32890-87D01	HOLDER, ELECTRIC PARTS NO.1	1	
2	32891-87D00	COVER, ELECTRIC PARTS HOLDER	1	
3	01550-06257	BOLT, ELECTRIC PARTS	4	
4	09160-06052	WASHER (6.5X16X1.2)	4	
5	09180-06248	SPACER, PARTS	4	
6	09320-08001	CUSHION, PARTS	4	
7-1	03212-05203	SCREW, PARTS	4	DT150/150S/175/200
7-2	03212-05203	SCREW, HOLDER COVER NO.1	1	DT200S
7-3	03212-05405	SCREW, HOLDER COVER NO.1	3	DT200S
8	09132-05040	SCREW, PARTS COVER	1	
9	03222-05355	SCREW, PARTS COVER	1	
10	32800-87D00	RECTIFIER ASSY	1	
11	01550-06207	BOLT, RECT & REGU	2	
12	08310-00067	NUT, RECT & REGU	2	
13	36740-94771	CASE ASSY, FUSE	1	
14	09481-25001	.FUSE, 25A	1	
15	38410-94540	TRIM RELAY ASSY, UP/DOWN	2	MODEL:89
16	38410-94551	TRIM RELAY ASSY, UP/DOWN	2	MODEL:90
17	33831-95600	CABLE, PTT RELAY	1	
18	31800-94401	RELAY ASSY, STARTER	1	
19	38422-94520	DAMPER, STARTER	1	
20	38423-95510	TUBE	1	L:150→50
21	33832-94601	CABLE, PTT RELAY GROUND	1	MODEL:90

FIG.49

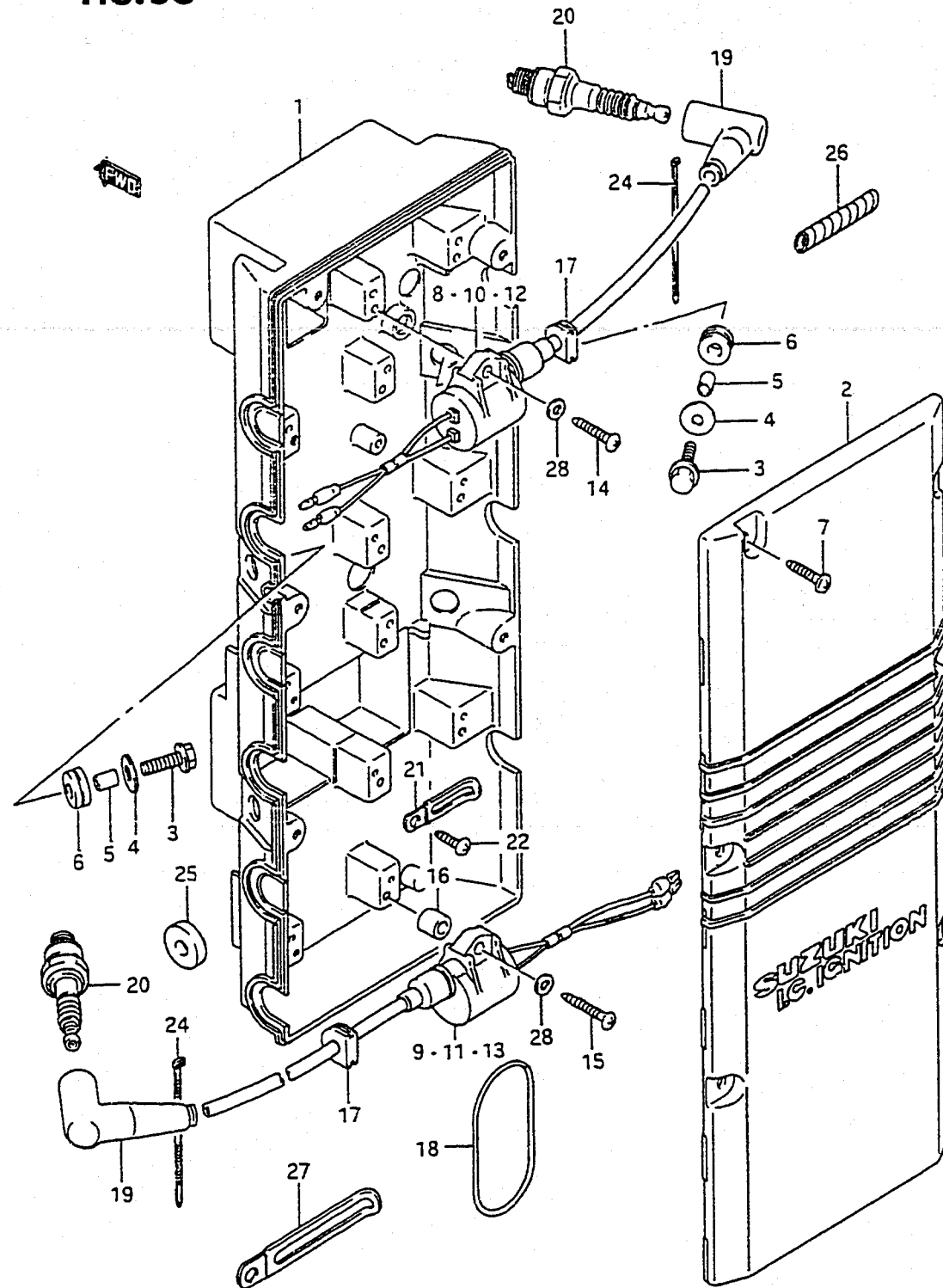


REF.NO.	PART NO.	DESCRIPTION	Q'TY	REMARKS
1	32890-92E00	HOLDER, ELECTRIC PARTS	1	
2	32891-92E01	COVER, ELECTRIC PARTS HOLDER	1	
3-1	01500-06257	BOLT, ELECTRIC PARTS	3	
3-2	01500-06257	BOLT	2	MODEL:98-00
4-1	09160-06052	WASHER (6.5X16X1.2)	3	
4-2	09160-06052	WASHER	4	MODEL:98-00
5-1	09180-06248	SPACER, PARTS	3	
5-2	09180-06250	SPACER, PARTS	3	MODEL:95-00
5A	09180-06300	SPACER	1	MODEL:98-00
6-1	09320-08001	CUSHION, PARTS	3	
6-2	09320-08064	CUSHION, PARTS	3	MODEL:95-00
7	03212-05203	SCREW, PARTS	5	
7B	01421-06357	STUD BOLT	1	MODEL:98-00
7C	08310-00067	NUT	1	MODEL:98-00
8	36740-92E01	CASE ASSY, FUSE	1	
9	09481-25001	.FUSE, 25A	1	
10	38410-94551	TRIM RELAY ASSY, UP/DOWN	2	
11	33831-87E00	CABLE, PTT RELAY	1	
12	31800-94401	RELAY ASSY, STARTER	1	←31800-94400
13	38422-94520	DAMPER, STARTER MOTOR RELAY	1	MODEL:93-00
14	38423-95510	TUBE	2	L:150→50
15	33832-94601	CABLE, PTT RELAY GROUND	1	

(*) : DT225 MODEL:91-00
DT225G MODEL:98-00



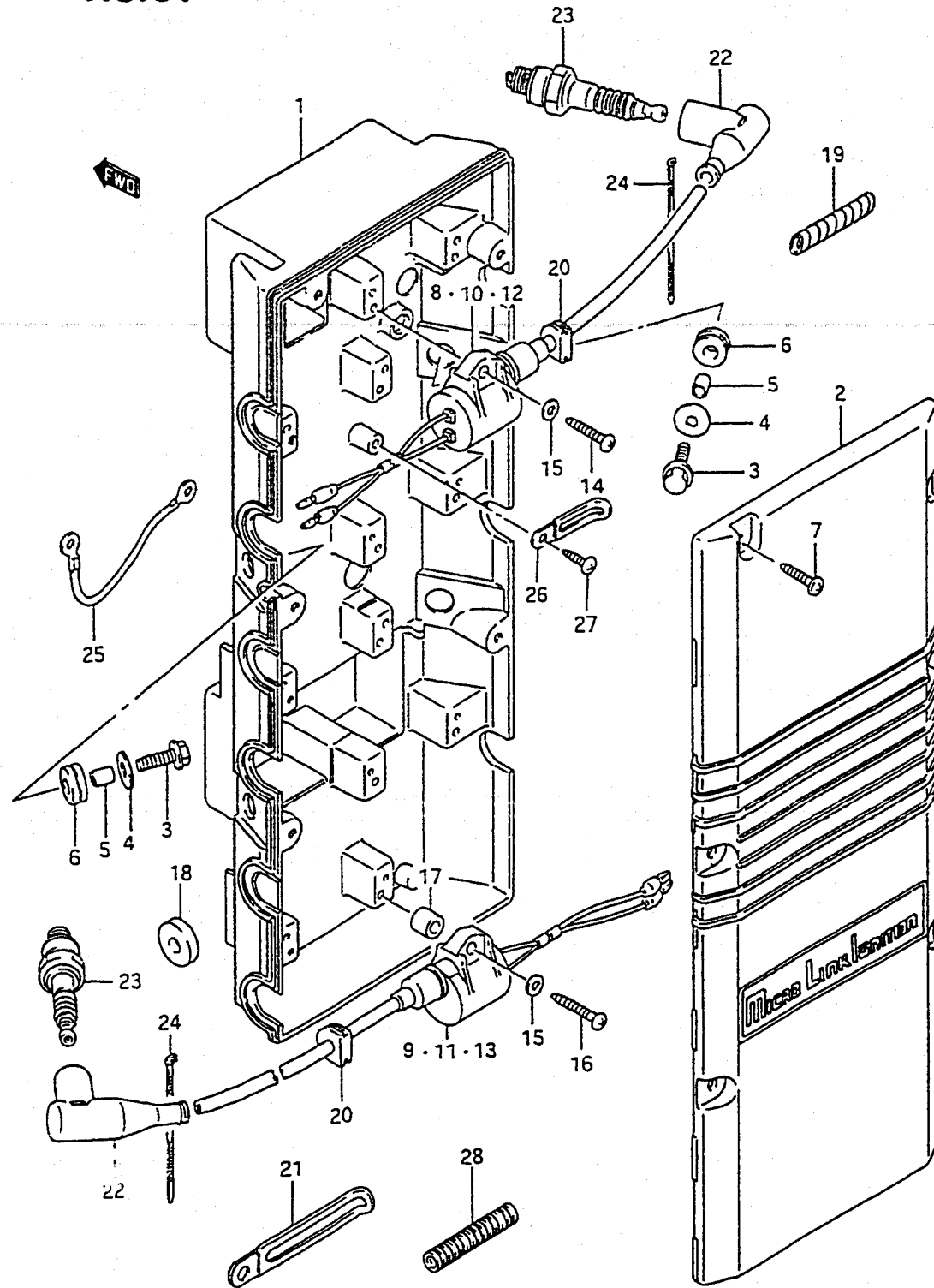
FIG. 50



REF.NO.	PART NO.	DESCRIPTION	Q'TY	REMARKS
1	32950-87D61	HOLDER, ELECTRIC PARTS, NO.2	1	
2	32951-87D00	COVER, HOLDER	1	
3	01550-06257	BOLT	4	
4	09160-06052	WASHER	4	
5	09180-06248	SPACER	4	
6	09320-08001	CUSHION	4	
7	03212-05203	SCREW	6	
8	33410-87D70	COIL ASSY, IGNITION NO.1	1	STBD UPPER
9	33410-87D70	COIL ASSY, IGNITION NO.2	1	PORT UPPER
10	33410-87D70	COIL ASSY, IGNITION NO.3	1	STBD MIDDLE
11	33410-87D70	COIL ASSY, IGNITION NO.4	1	PORT MIDDLE
12	33450-87D20	COIL ASSY, IGNITION NO.5	1	STBD UNDER, →33410-87D70
USED				WITH 03212-05305,09180-06095
13	33460-87D20	COIL ASSY, IGNITION NO.6	1	PORT UNDER, →33460-87D40
USED				WITH 03212-05303,09180-06095
14-1	03212-05253	SCREW	12	MODEL:87
14-2	03212-05253	SCREW	4	REF.NO.8,9,10,11,
15	03212-05303	SCREW	2	REF.NO.12,13
16	09180-06095	SPACER	6	
17	09309-06007	GROMMET	6	
18	09280-70004	O RING	1	
19	33510-87D20	CAP, SPARK PLUG	6	
20	09482-00375	SPARK PLUG (B8HS10)	6	
21	09404-06432	CLAMP	1	
22	03212-05163	SCREW	1	
24	09407-14407	CLAMP	6	
25	33446-87D00	PROTECTOR	2	
26	38423-95510	TUBE	3	L:150→50
27	09404-08206	CLAMP (L:82)	2	
28	08322-01057	WASHER	6	

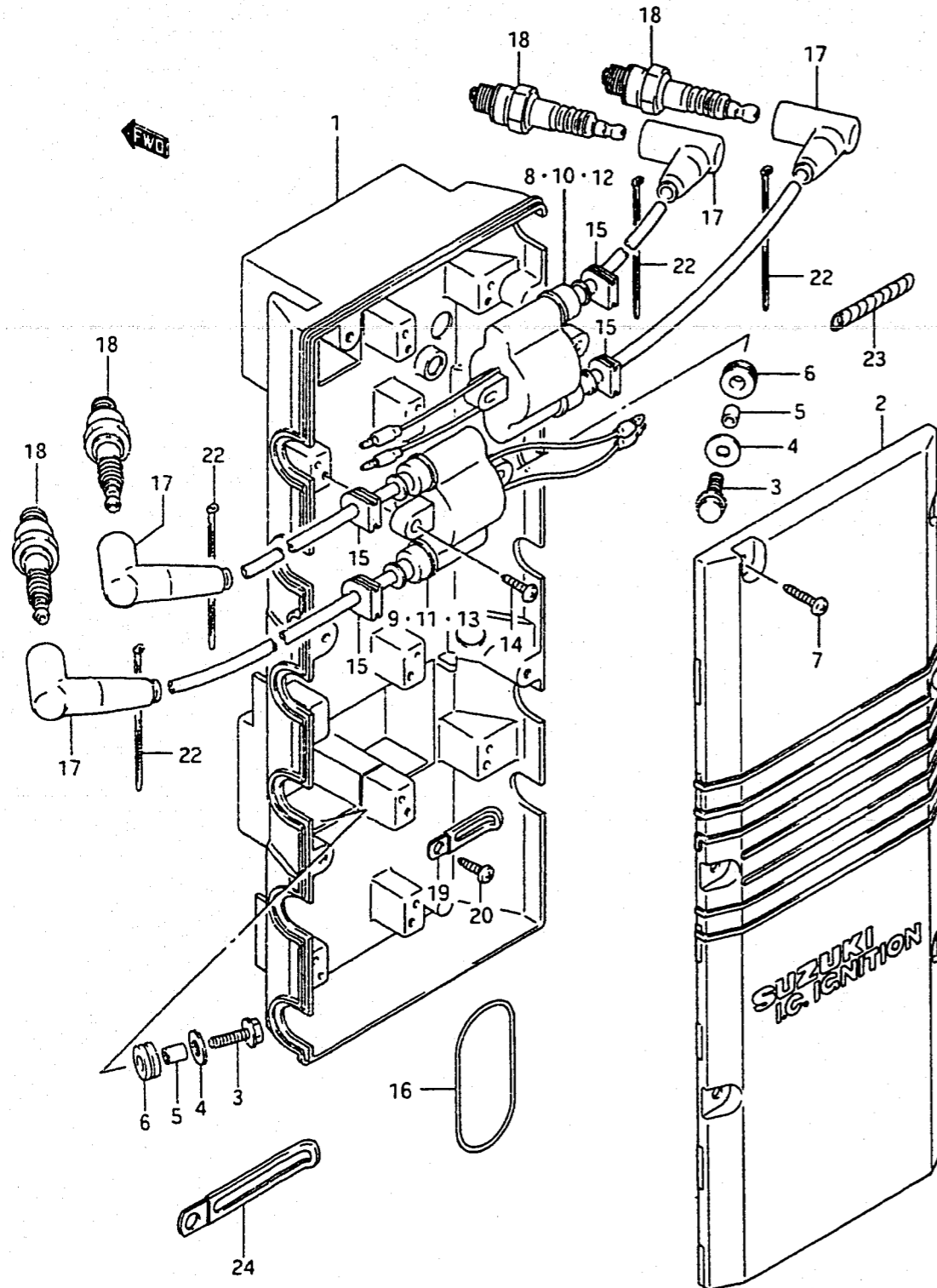
REFER TO FIG.51 (1-G-11) FOR DT150/175/200/200EFI (MODEL:89-97)
 REFER TO FIG.52 (1-G-12) FOR DT150S/200A/200S (MODEL:87,88)
 REFER TO FIG.53 (1-G-13) FOR DT150S/200S/225 (MODEL:89-00)

FIG. 51



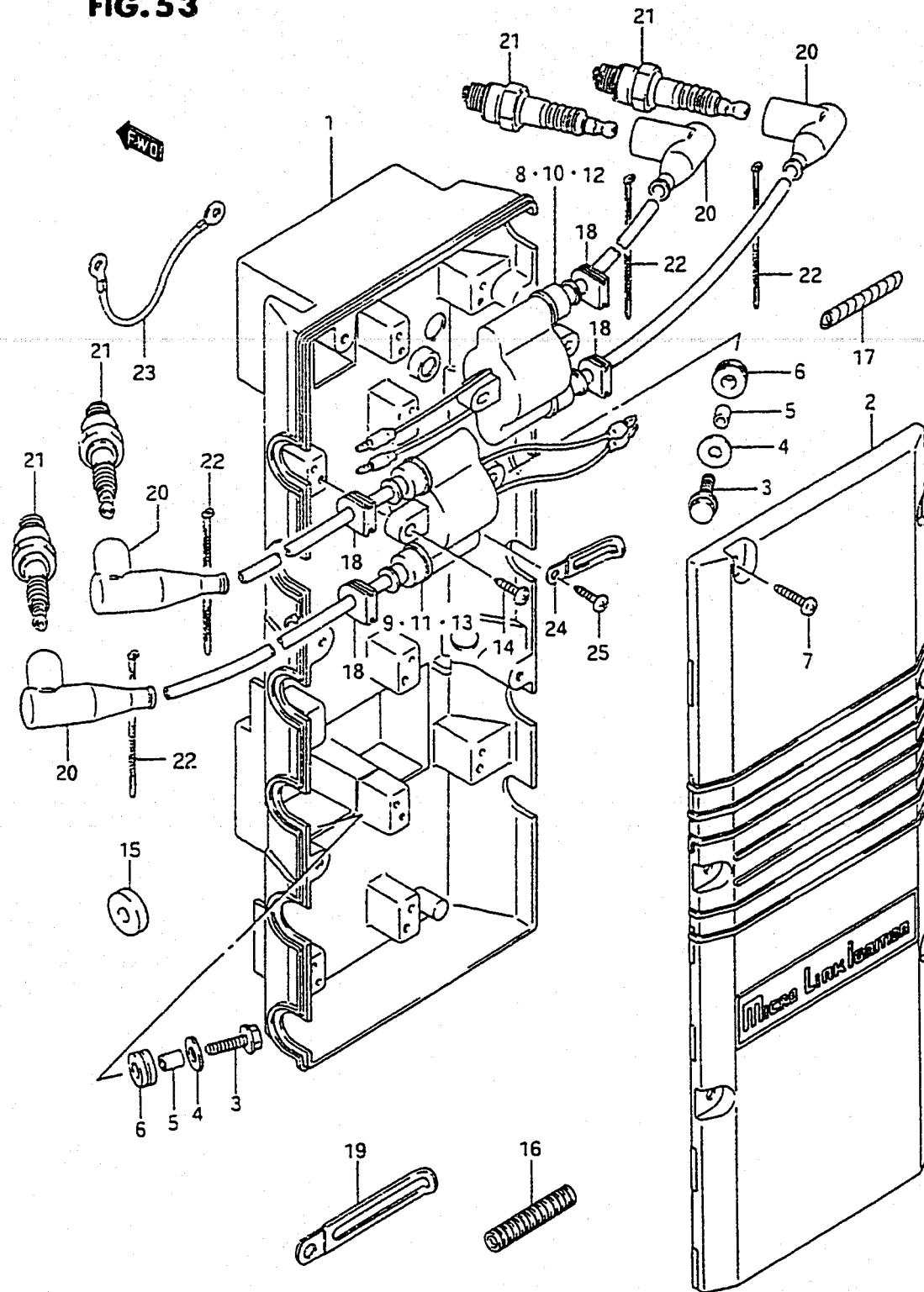
REF.NO.	PART NO.	DESCRIPTION	Q'TY	REMARKS
1	32950-87D61	HOLDER, ELECTRIC PARTS NO.2	1	
2	32951-87D11	COVER, ELECTRIC PARTS	1	
3	09128-06069	BOLT, ELECTRIC PARTS (L:10)	4	
4	09160-06052	WASHER (6.5X16X1.2)	4	
5	09180-06248	SPACER, ELECTRIC PARTS	4	
6	09320-08001	CUSHION, ELECTRIC PARTS	4	
7	03212-05203	SCREW, PARTS HOLDER COVER	6	
8	33410-87D70	COIL ASSY, IGNITION NO.1	1	
9	33410-87D70	COIL ASSY, IGNITION NO.2	1	
10	33410-87D70	COIL ASSY, IGNITION NO.3	1	
11	33410-87D70	COIL ASSY, IGNITION NO.4	1	
12	33410-87D70	COIL ASSY, IGNITION NO.5	1	
13	33410-87D70	COIL ASSY, IGNITION NO.6	1	
14-1	03212-05253	SCREW, IGNITION COIL	4	COIL ASSY/NO.1~4
14-2	03242-05253	SCREW	4	COIL ASSY/NO.1~4 MODEL:94~97
15	08322-01057	WASHER	6	-MODEL:93
16	03242-05303	SCREW	2	COIL ASSY/NO.5~6
17	09180-06095	SPACER (6X12X10)	2	
18	33446-87D00	PROTECTOR, HIGH TENSION	2	
19	38423-95510	TUBE	3	L:150→50
20	09309-06007	GROMMET, HIGH TENSION	6	
21	09404-08206	CLAMP, HIGH TENSION	2	
22	33510-87D20	CAP. SPARK PLUG	6	
23	09482-00370	SPARK PLUG (BR8HS10)	6	
24	09407-14407	CLAMP	6	
25-1	36896-87D00	LEAD, CDI & RECTIFIER GND	1	MODEL:89,90
25-2	36896-87D10	LEAD, CDI & RECTIFIER GND	1	MODEL:91~97
26	09404-06432	CLAMP, IGNITION COIL	1	
27	03212-05163	SCREW, LEAD	1	
28	33446-98E20	TUBE, HIGH TENSION CORD	3	

FIG. 52



REF.NO.	PART NO.	DESCRIPTION	Q'TY	REMARKS
1	32950-87D61	HOLDER, ELECTRIC PARTS, NO.2	1	
2	32951-87D00	COVER, HOLDER	1	
3	01550-06257	BOLT	4	
4	09160-06052	WASHER	4	
5	09180-06248	SPACER	4	
6	09320-08001	CUSHION	4	
7	03212-05203	SCREW	6	
8	33410-87D80	COIL ASSY, IGNITION NO.1	1	STBD UPPER
9	33410-87D80	COIL ASSY, IGNITION NO.2	1	PORT UPPER
10	33410-87D80	COIL ASSY, IGNITION NO.3	1	STBD MIDDLE
11	33410-87D80	COIL ASSY, IGNITION NO.4	1	PORT MIDDLE
12	33410-87D80	COIL ASSY, IGNITION NO.5	1	STBD UNDER
13	33410-87D80	COIL ASSY, IGNITION NO.6	1	PORT UNDER
14	03212-05303	SCREW	12	
15	09309-06007	GROMMET	12	
16	09280-70004	O RING	1	
17	33510-87D20	CAP, SPARK PLUG	12	
18	09482-00370	SPARK PLUG (BR8HS-10)	12	
19	09404-06432	CLAMP	1	
20	03212-05163	SCREW	1	
22	09407-14407	CLAMP	12	
23	38423-95510	TUBE (6X8X50)	10	L:150→50
24	09404-08206	CLAMP (L:82)	2	

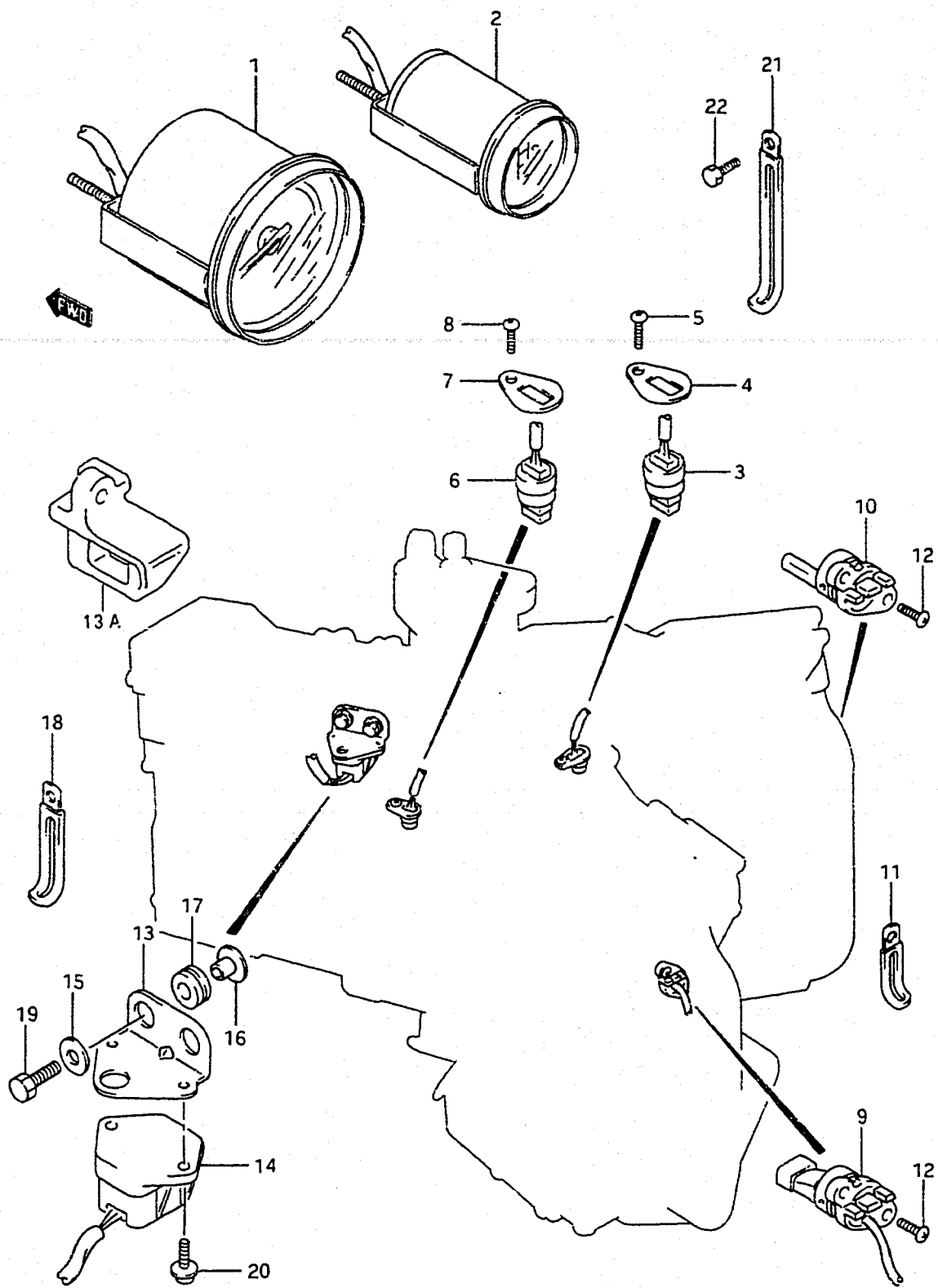
FIG. 53



REF.NO.	PART NO.	DESCRIPTION	Q'TY	REMARKS
1	32950-87D61	HOLDER, ELECTRIC PARTS NO.2	1	
2-1	32951-87D10	COVER, ELECTRIC PARTS	1	
2-2	32951-87D11	COVER, ELECTRIC PARTS	1	MODEL:95-00
3	09128-06069	BOLT, ELECTRIC PARTS (L:10)	4	
4	09160-06052	WASHER, ELECTRIC PARTS	4	
5	09180-06248	SPACER, ELECTRIC PARTS	4	
6	09320-08001	CUSHION, ELECTRIC PARTS	4	
7	03212-05203	SCREW, PARTS HOLDER COVER	6	
8	33410-87D80	COIL ASSY, IGNITION NO.1	1	
9	33410-87D80	COIL ASSY, IGNITION NO.2	1	
10	33410-87D80	COIL ASSY, IGNITION NO.3	1	
11	33410-87D80	COIL ASSY, IGNITION NO.4	1	
12	33410-87D80	COIL ASSY, IGNITION NO.5	1	
13	33410-87D80	COIL ASSY, IGNITION NO.6	1	
14	03212-05303	SCREW, IGNITION COIL	12	
15	33446-87D00	PROTECTOR, HIGH TENSION	2	MODEL:89-91
16	33446-98E20	TUBE (7.2X10.2X500)	10	MODEL:92-00 L:500→60
17	38423-95510	TUBE (6X8X50)	10	L:150→50
18	09309-06007	GROMMET, HIGH TENSION	12	
19	09404-08206	CLAMP, HIGH TENSION	2	
20	33510-87D20	CAP, SPARK PLUG	12	
21	09482-00370	SPARK PLUG (BR8HS10)	12	
22	09407-14407	CLAMP	12	
23-1	36896-87D00	LEAD, CDI & RECTIFIER GROUND	1	
23-2	36896-87D10	LEAD, CDI & RECTIFIER GROUND	1	MODEL:91-00
24	09404-06432	CLAMP, IGNITION COIL	1	
25	03212-05123	SCREW, LEAD	1	

(*) : DT225 MODEL:89-00
DT150S/DT200S ~MODEL:97
DT225G MODEL:98-00

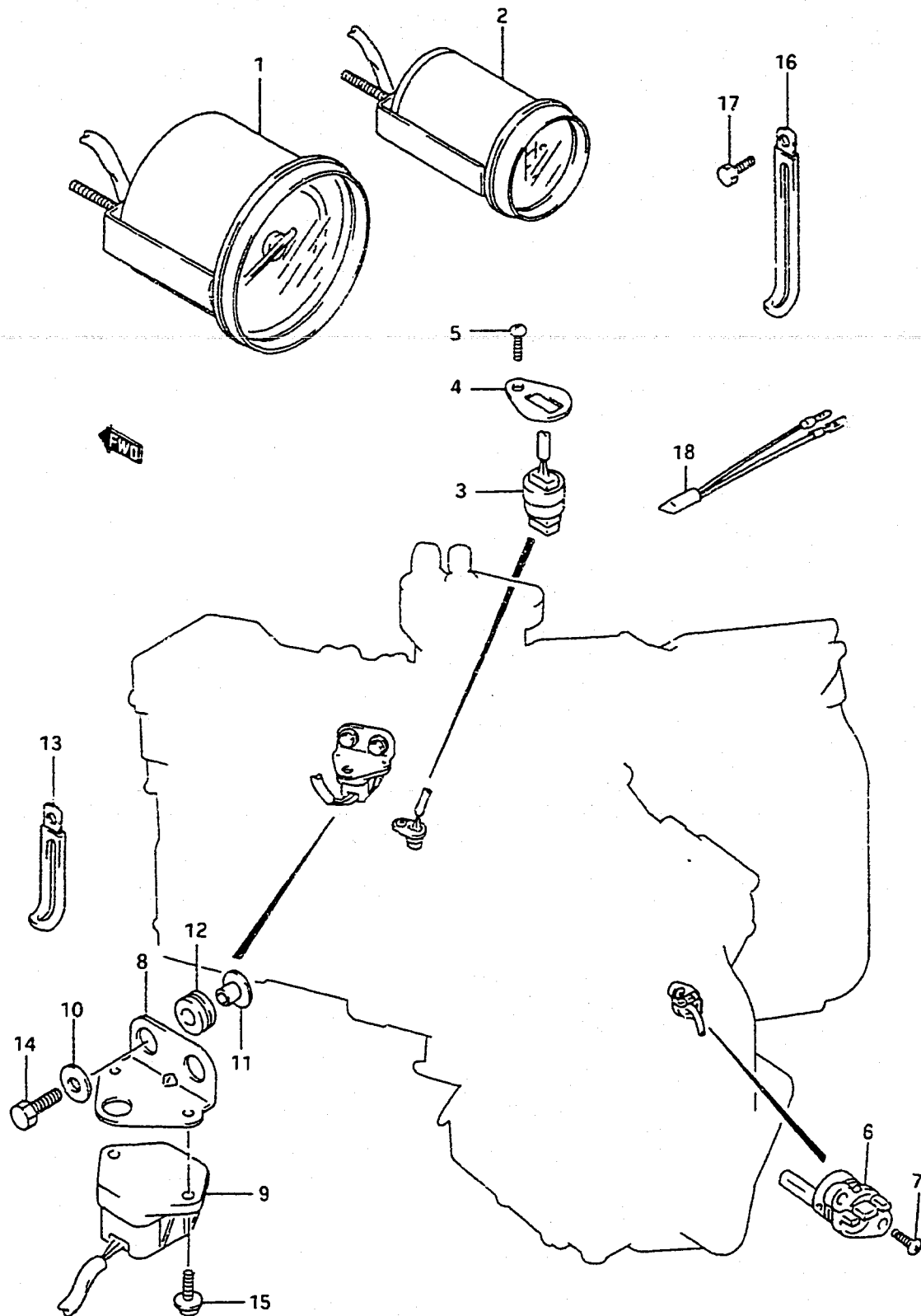
FIG. 54



REF.NO.	PART NO.	DESCRIPTION	Q'TY	REMARKS
1	34200-92E02	TACHOMETER ASSY	1	MODEL:93-00
2-1	34701-92X50	GAUGE SET, MONITORING	1	
2-2	34700-92E11	INDICATOR OIL & WATER	1	MODEL:93-00
3-1	34820-92E01	SENSOR, CYLINDER TEMP PORT	1	
3-2	34850-95D00	SENSOR ASSY, HEAT STBD	1	MODEL:95-00
4-1	34853-94700	SUPPORTER, CYLINDER TEMP SNSR	1	
4-2	34853-94700	SUPPORTER	2	MODEL:95-00
5-1	09125-06069	SCREW, CYLINDER TEMP (6X12)	1	
5-2	09125-06069	SCREW (6X12)	2	MODEL:95-00
6	34830-92E00	SENSOR, AIR TEMP	1	
7	34853-94700	SUPPORTER, AIR TEMP	1	
8	09125-06069	SCREW, AIR TEMP SENSOR	1	6X12
9	34870-87D10	SENSOR, COOLING WATER	1	MODEL:90
10	34876-92E00	PLUG, WATER SENSOR HOLE	2	-MODEL:94
11	09404-08205	CLAMP, COOLING WATER	1	
12	03212-05163	SCREW, COOLING WATER	4	
13	15765-92E01	BRACKET, AIR PRESSURE SENOSR	2	-MODEL:93
13A	34881-92E00	BRACKET, AIR PRESSURE SENSOR	1	MODEL:94-00
14	18590-53A01	SENSOR, AIR PRESSURE	1	
15	09160-06084	WASHER, AIR PRESSURE	2	6.5X18X1.60
16	09169-06062	SPACER, AIR PRESSURE	2	6.3X17X1.60
17	09320-08501	CUSHION, AIR PRESSURE	2	
18	09404-06432	CLAMP, AIR PRESSURE	1	
19	02162-06257	BOLT, AIR PRESSURE	2	
20	02142-05127	SCREW, AIR PRESSURE	2	
21	09404-06434	CLAMP, PTT MOTOR CABLE	1	
22	01560-06127	BOLT, PTT MOTOR CABLE	1	

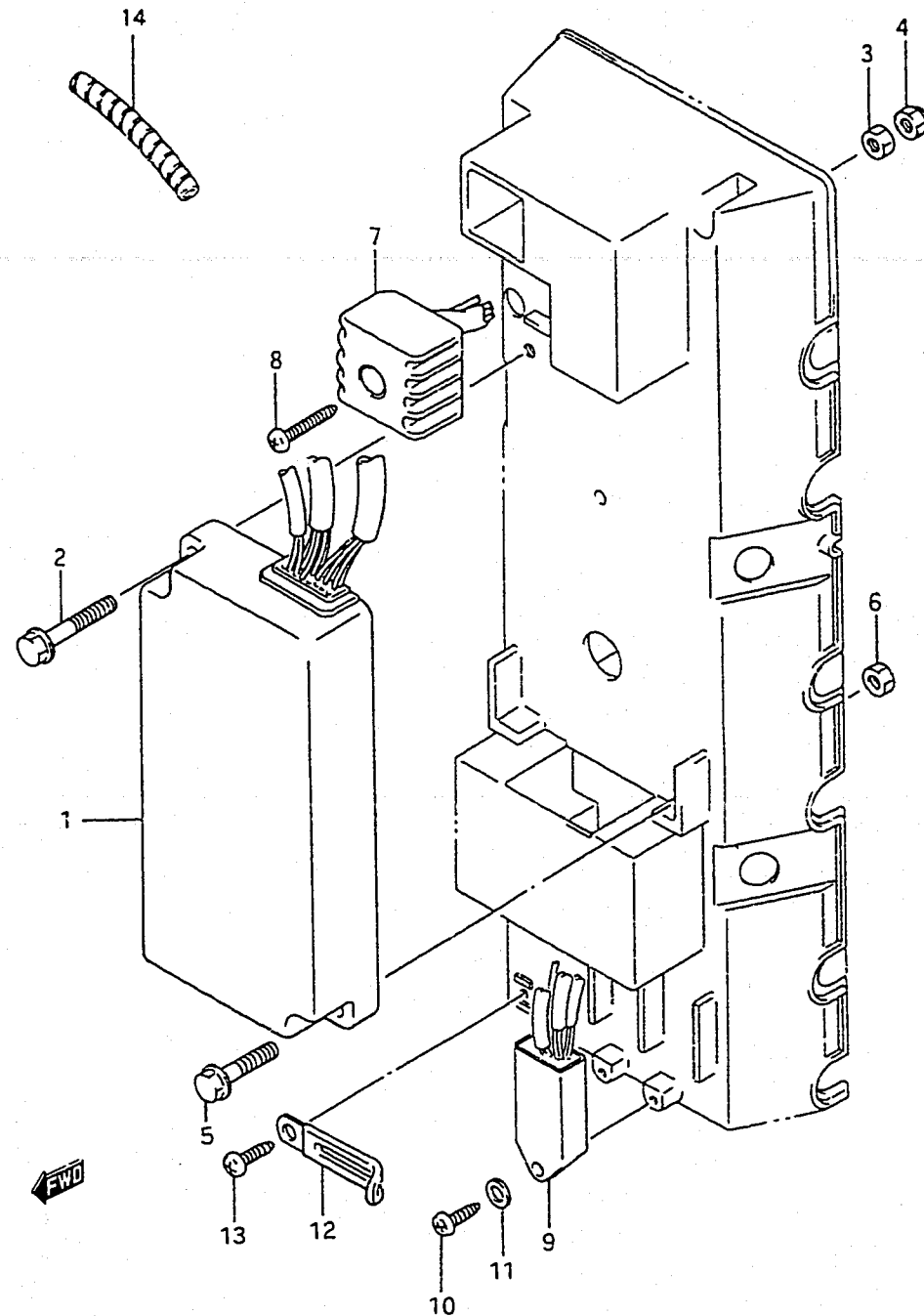
REFER TO FIG.55(1-G-15) FOR DT200EF1/150EF1

FIG.55



REF.NO.	PART NO.	DESCRIPTION	Q'TY	REMARKS
1	34200-92E02	TACHOMETER ASSY	1	
2	34700-92E11	GAUGE ASSY, MONITORING	1	
3	34830-92E00	SENSOR, AIR TEMP	1	
4	34853-94700	SUPPORTER, AIR TEMP	1	
5	09125-06069	SCREW, AIR TEMP SENSOR	1	6X12
6	34876-92E00	PLUG, WATER SENSOR HOLE	2	
7	03212-05163	SCREW, WATER SNSR HOLE PLUG	4	
8	34881-92E00	BRACKET, AIR PRESSURE SENSOR	1	
9	18590-53A01	SENSOR, AIR PRESSURE	1	
10	09160-06084	WASHER, AIR PRESSURE	2	6.5X18X1.60
11	09169-06062	SPACER, AIR PRESSURE	2	6.3X17X1.60
12	09320-08501	CUSHION, AIR PRESSURE	2	
13	09404-06432	CLAMP, AIR PRESSURE	1	
14	02162-06257	BOLT, AIR PRESSURE	1	
15	02142-05127	BOLT, AIR PRESSURE	2	
16	09404-06435	CLAMP, PTT MOTOR CABLE	1	
17	02162-06127	BOLT, PTT MOTOR CABLE	1	
18	34826-92E00	RESISTOR, TEMP SENSOR	1	

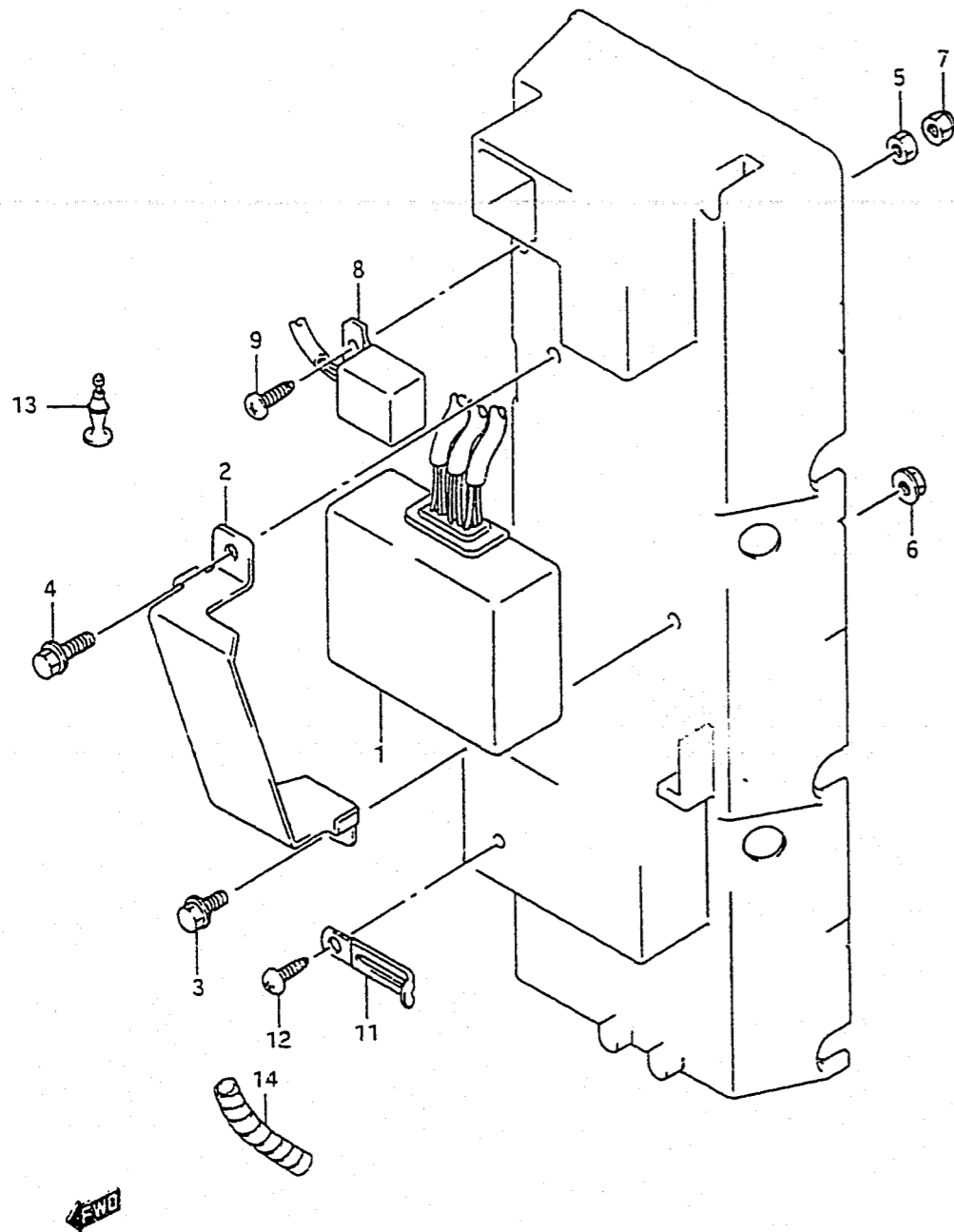
FIG.56



REF.NO.	PART NO.	DESCRIPTION	Q'TY	REMARKS
1	32900-87D51	CDI UNIT	1	
2	01550-06357	BOLT	1	
3	08310-00067	NUT	1	
4	08319-21063	NUT	1	
5	01550-06257	BOLT	1	
6	08310-00067	NUT	1	
7-1	32800-95D01	RECTIFIER ASSY	1	MODEL:87
7-2	32800-87D10	RECTIFIER ASSY	1	MODEL:88
8-1	03212-05253	SCREW	1	MODEL:87
8-2	03212-05163	SCREW	1	MODEL:88
9-1	37875-87D20	UNIT, LOW OIL WARNING RESET	1	MODEL:87
9-2	37875-87D31	UNIT, LOW OIL WARNING RESET	1	MODEL:88
9-3	37875-87D20	UNIT, LOW OIL WARNING RESET	1	DT175,MODEL:87
10	03212-05203	SCREW	1	
11	08322-01057	WASHER	1	
12	09404-06432	CLAMP	1	
13	03212-05163	SCREW	1	
14	38423-95510	TUBE	1	L:150→50

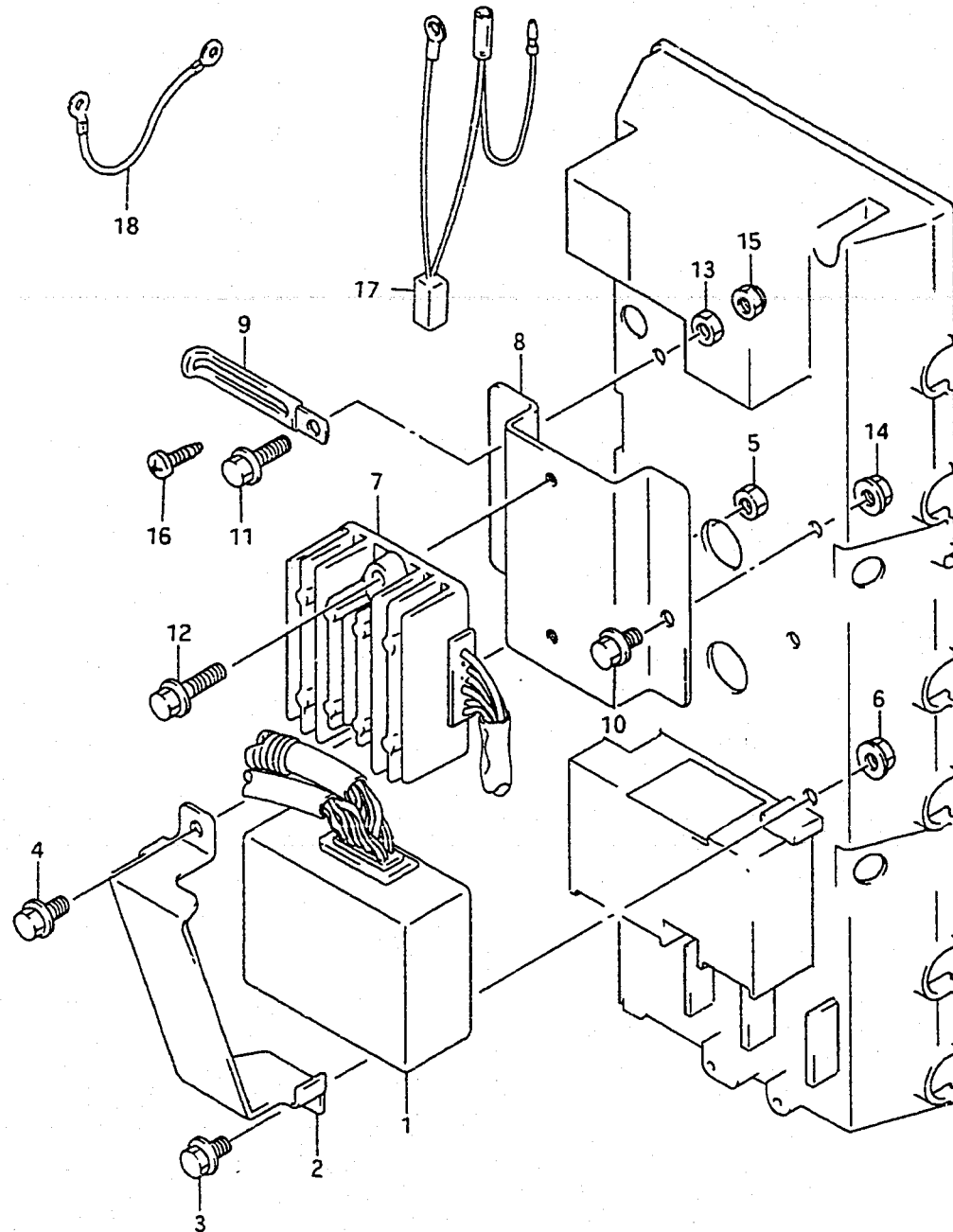
REFER TO FIG.57 (1-H- 3) FOR MODEL:89,90
 REFER TO FIG.58 (1-H- 4) FOR MODEL:91-00

FIG.57



REF.NO.	PART NO.	DESCRIPTION	Q'TY	REMARKS
1-1	32900-87D60	UNIT, CDI	1	DT150/175/200
1-2	32900-87D70	UNIT, CDI	1	DT150S/200S
2	32905-87D01	HOLDER, CDI UNIT	1	←32905-87D00
3	01550-06107	BOLT, CDI HOLDER	1	
4	01550-06207	BOLT, CDI HOLDER	1	
5	08310-00067	NUT, CDI HOLDER	1	
6	08316-10067	NUT, CDI HOLDER	1	
7	08319-21063	NUT, CDI EARTH	1	
8	32800-87D10	RECTIFIER ASSY	1	
9	03212-05163	SCREW, RECTIFIER	1	
11	09404-06432	CLAMP, HEAT	1	MODEL:90
12	03212-05163	SCREW, HEAT CLAMP	1	MODEL:90
13	36615-96300	TERMINAL, RESIN	1	MODEL:90
14	38423-95510	TUBE	1	L:150→50

FIG.58



REF.NO.	PART NO.	DESCRIPTION	Q'TY	REMARKS
1-1	32900-92E01	UNIT, CDI	1	DT150S/200S/225/225G
1-2	32900-87D81	UNIT, CDI	1	DT150/200/150EFI/200EFI MODEL:94~97
2	32905-87D01	HOLDER, CDI UNIT	1	
3	01550-06103	BOLT, CDI HOLDER	1	
4	01550-06127	BOLT, CDI HOLDER	1	
5	08310-00063	NUT, CDI HOLDER	1	
6	08316-10063	NUT, CDI HOLDER	1	
7	32800-92E00	RECT & REGULATOR ASSY	1	
8	32801-92E00	BRACKET, RECT & REGULATOR	1	
9	09404-06432	CLAMP, RECT & REGULATOR	1	
10	01550-06103	BOLT, RECT & REG BRKT	2	
11	01550-06207	BOLT, RECT & REG BRKT	1	
12	01550-06253	BOLT, RECT & REG	2	
13	08310-00067	NUT, RECT & REG BRK	1	
14	08316-10063	NUT, RECT & REG	2	
15	08319-21063	NUT, RECT & REG EARTH	1	
16	03212-05163	SCREW	1	DT150S,200S
17	32812-92E00	CONDENSER, REGULATOR	1	MODEL:94~00
18	36896-87D10	LEAD, CDI & RECTIFIER GROUND	1	

(*) : DT225 MODEL:91~00
 DT150/150S/150EFI/200/200S/200EFI ~MODEL:97
 DT225G MODEL:98~00



FIG.59

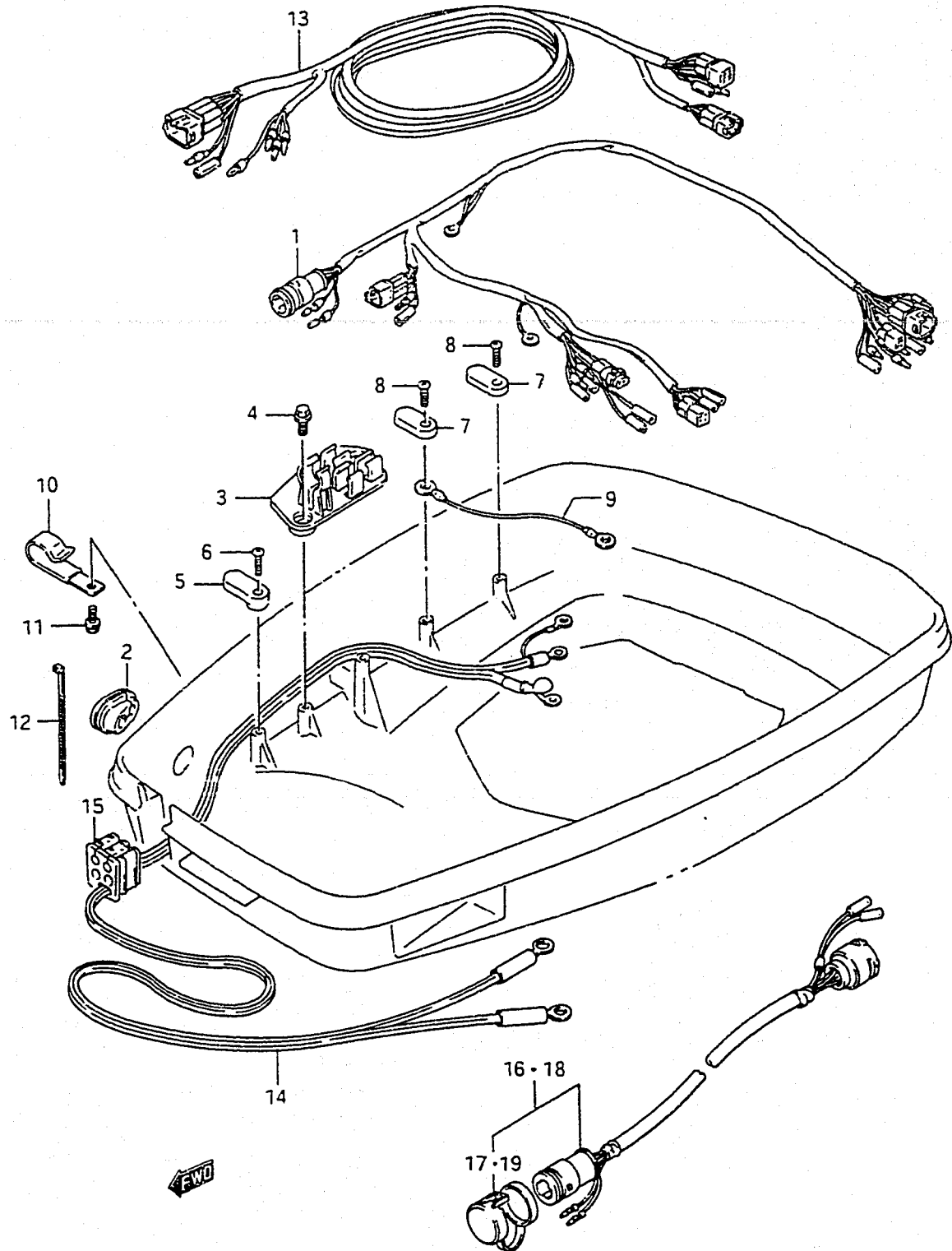


FIG.59 (1-H- 5)

HARNESS (MODEL:87,88)

REF.NO.	PART NO.	DESCRIPTION	Q'TY	REMARKS
1	36610-87D01	HARNESS ASSY, WIRING	1	
2	36656-87D11	GROMMET, CABLE	1	
3	36616-87D00	HOLDER, HARNESS CONNECTOR	1	
4	01550-06127	BOLT	2	
5	33815-87D00	STOPPER, CABLES	1	
6	09125-06055	SCREW	1	
7	36618-87D00	STOPPER, WIRING HARNESS	2	
8	02142-06207	SCREW	2	
9	36895-94700	LEAD	1	
10	09403-17304	CLAMP	1	
11	01550-06107	BOLT	1	
12	09407-14407	BAND	2	
13	36660-87D20	WIRE, METER EXT	1	
14	33810-87E01	CABLE ASSY, STARTER	1	
15	61124-87D01	GROMMET	1	
16	36620-87D20	WIRING HARNESS EXTENSION	1	OPT,L:5000
17	36631-94300	.CAP	1	OPT
18	36620-95302	WIRING HARNESS EXTENSION	1	OPT,L:2000
19	36631-94300	.CAP	1	OPT

REFER TO FIG.60 (1-H- 6) FOR MODEL:89-00
 REFER TO FIG.61 (1-H- 8) FOR DT150G/200G,COUNTER ROTATION
 REFER TO FIG.62 (1-H-10) FOR DT200EFI

FIG.60

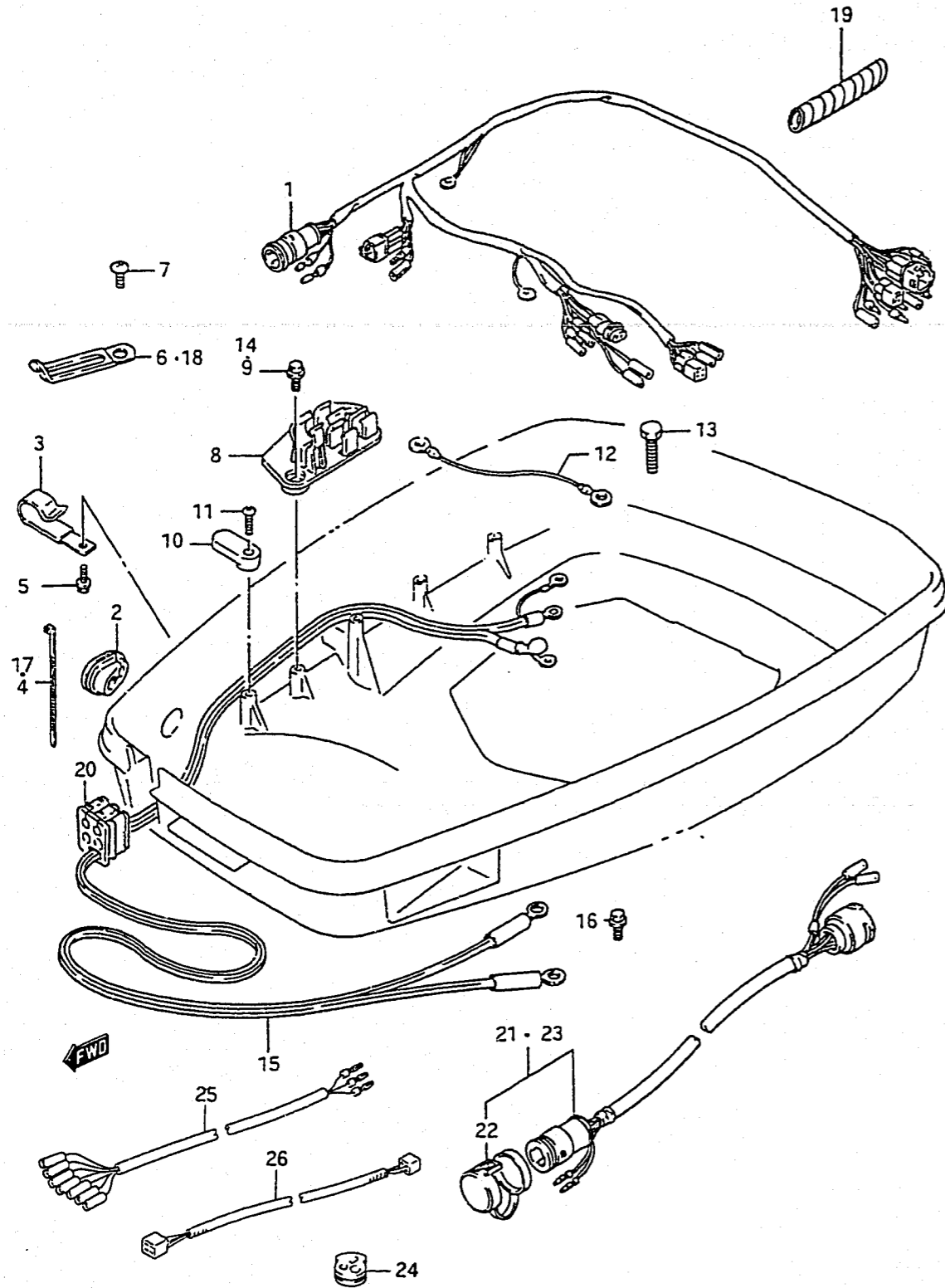


FIG.60 (1-H-6) HARNESS (MODEL:89-00)(*)

REF.NO.	PART NO.	DESCRIPTION	Q'TY	REMARKS
1-1	36610-87D20	HARNESS ASSY, WIRING	1	MODEL:89,90/DT150, 150S,175,200
1-2	36610-87D70	HARNESS ASSY, WIRING	1	MODEL:91~94/DT150,150G, 175,200,200G
1-3	36610-87D30	HARNESS ASSY, WIRING	1	MODEL:89,90/DT200S
1-4	36610-87D50	HARNESS ASSY, WIRING	1	MODEL:91,92/DT200S,200SG
1-5	36610-92E20	HARNESS ASSY, WIRING	1	DT225,225G MODEL:94~00
2	36656-87D11	GROMMET, PTT CABLE	1	
3	09403-17304	CLAMP, PTT CABLE	1	
4-1	09407-14407	BAND, PTT CABLE	2	
4-2	09407-14403	CLAMP, WIRING HARNESS	2	
5	01550-06107	BOLT, PTT CABLE	1	
6-1	09404-06432	CLAMP, WIRING HARNESS (L:80)	1	
6-2	09404-06435	CLAMP, WIRING HARNESS (L:135)	2	
7	03212-05163	SCREW, WIRING HARNESS	1	
8	36616-87D00	HOLDER, HARNESS CONNECT	1	
9	02162-06167	BOLT	2	
10	33815-87D00	STOPPER, CABLE	1	
11	02142-06257	SCREW, CABLE STOPPER (L:25)	1	
12	36895-94700	LEAD, ENGINE GROUND	1	
13	02162-06127	BOLT, HARNESS GROUND	4	
14	01550-06107	BOLT, WIRING HARNESS	2	MODEL:94~00
15	33810-92E01	CABLE ASSY, STARTER	1	

(*) : DT225 -MODEL:00
DT225G MODEL:98-00

FIG.60

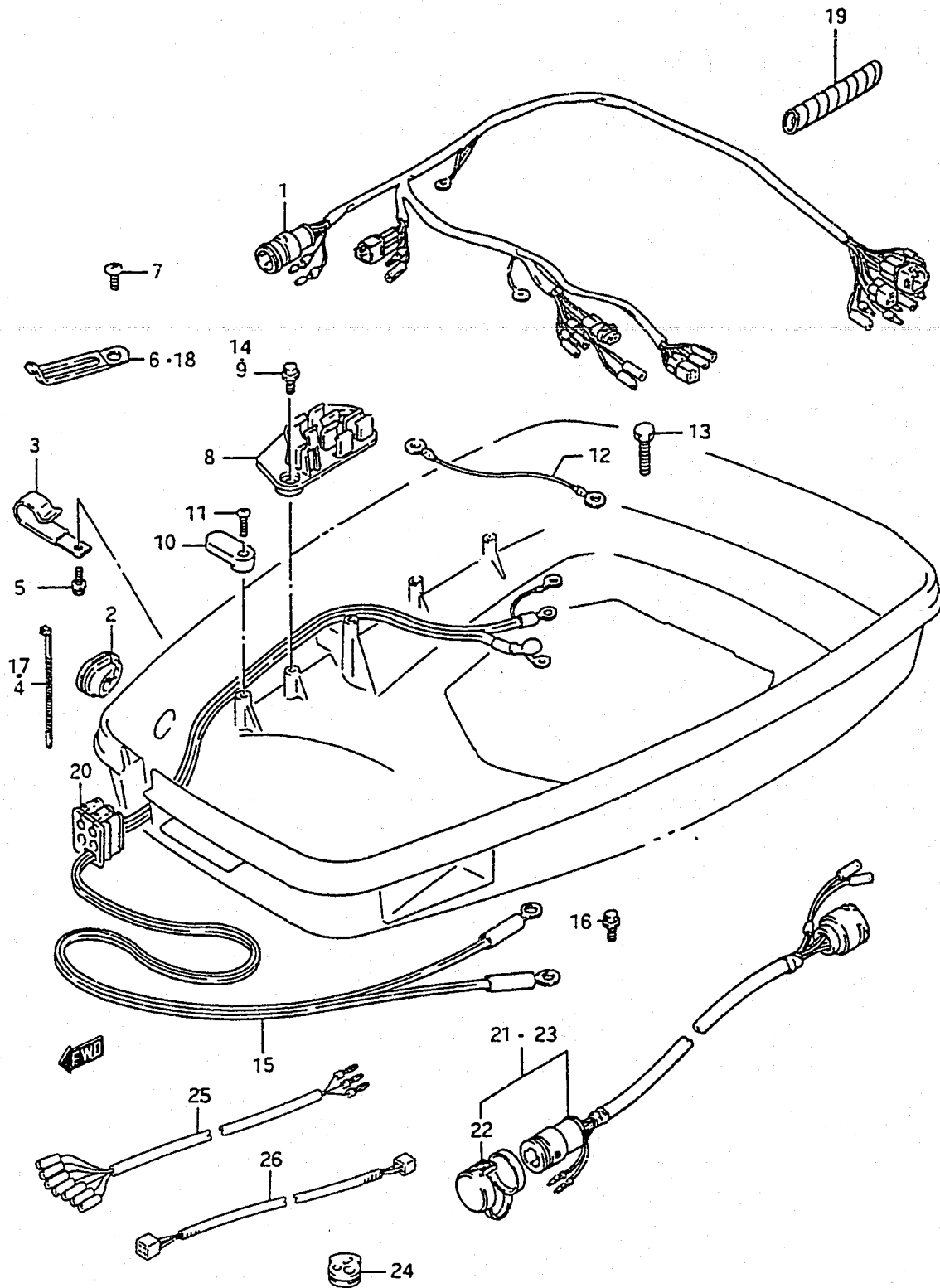


FIG.60 (1-H- 7)

HARNESS (MODEL:89-00)(*)

REF.NO.	PART NO.	DESCRIPTION	Q'TY	REMARKS
16	01550-08167	BOLT, BATTERY CABLE (8X16)	1	
17	09407-18402	CLAMP, CONNECTOR	1	
18	09404-12201	CLAMP, HARNESS & MAG LEAD	1	
19	38423-95510	TUBE (6X8X150)	1	L:150→100
20-1	61124-87D01	GROMMET, CABLE	1	
20-2	61124-87D11	GROMMET, CABLE	1	
21-1	36620-87D20	HARNESS ASSY, EXTENSION	1	OPT,L:5000
21-2	36620-95302	HARNESS ASSY, EXTENSION	1	OPT,L:2000
22	36631-94300	.CAP ASSY, REMOCON	1	OPT
23	36620-92E00	HARNESS ASSY, REMOCON EXT	1	OPT,MODEL:93-00
24	36664-87D00	GROMMET, EXT WIRE	1	MODEL:93-00
25	36630-92E00	WIRE ASSY, INSTRUMENT	1	MODEL:93-00
26	36682-92E00	WIRE, TRIM METER EXT	1	MODEL:93-00

FIG. 61

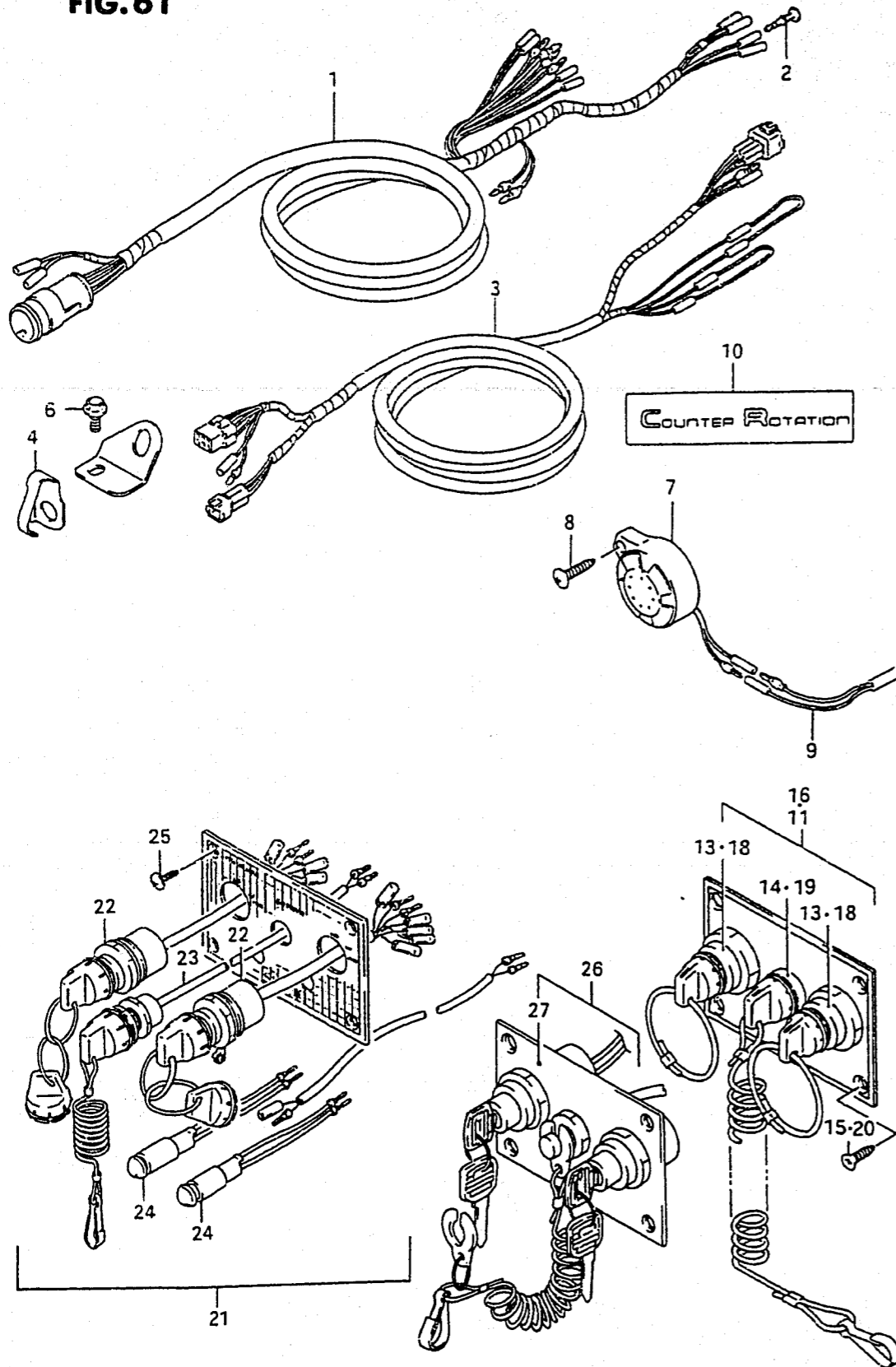


FIG.61 (1-H- 8)

HARNESS (DT150G/200G/200SG/200GEFI/225G,COUNTER ROTATION)(*)

REF.NO.	PART NO.	DESCRIPTION	Q'TY	REMARKS
1-1	36620-87D30	HARNESS, REMOCON EXT	1	
1-2	36620-95610	HARNESS, REMOCON EXT	1	MODEL:93-00
2	36615-96300	.TERMINAL, RESIN	7	
3-1	36660-87D20	WIRE, EXT METER	1	MODEL:90,L:6500 FOR OIL INDICATOR
3-2	36660-87E20	WIRE, EXT METER	1	
	MODEL:91,92/DT150G,200G,L:6500			FOR OIL INDICATOR
3-3	36660-87E50	WIRE, EXT METER	1	MODEL:91,92/DT200SG,L:6500 FOR OIL INDICATOR
3-4	36660-95610	WIRE, EXT MONITOR GAUGE	1	MODEL:93-00
4	37725-94302	ACTUATOR, NEUTRAL SWITCH	1	
6	01550-06127	BOLT, NEUTRAL SWITCH	1	
7	38500-92X50	BUZZER ASSY, WARNING	1	
8	03142-05253	SCREW, BUZZER	1	
9	36880-87D00	LEAD, BUZZER	1	
10	61469-87D00-70G	MARK, COUNTER ROTATION	1	
11	37100-87D11	PANEL ASSY, DUAL SWITCH	1	MODEL:90→37100-92E12
13	37110-94610	.SWITCH, IGNITION	2	MODEL:90, →37110-92E00
14	37820-87D00	.SWITCH, EMERGENCY	1	MODEL:90, →37820-92E90
15	03121-05163	.SCREW	4	MODEL:90
16	37100-87D20	PANEL ASSY, DUAL SWITCH	1	MODEL:91,92/DT150G,200G →37100-92E12
18	37110-94620	.SWITCH, IGNITION	2	MODEL:91,92/DT150G,200G →37110-92E00
19	37820-87D10	.SWITCH, EMERGENCY	1	MODEL:91,92/DT150G,200G →37820-92F90
20	03121-05163	.SCREW	4	MODEL:91,92/DT150G,200G

COLOR : 70G (764/019) 764 (GOLD) 019 (BLACK)

(*) : DT150G/200G/200SG/200GEFI -MODEL:97
: DT225G MODEL:98-00

FIG. 61

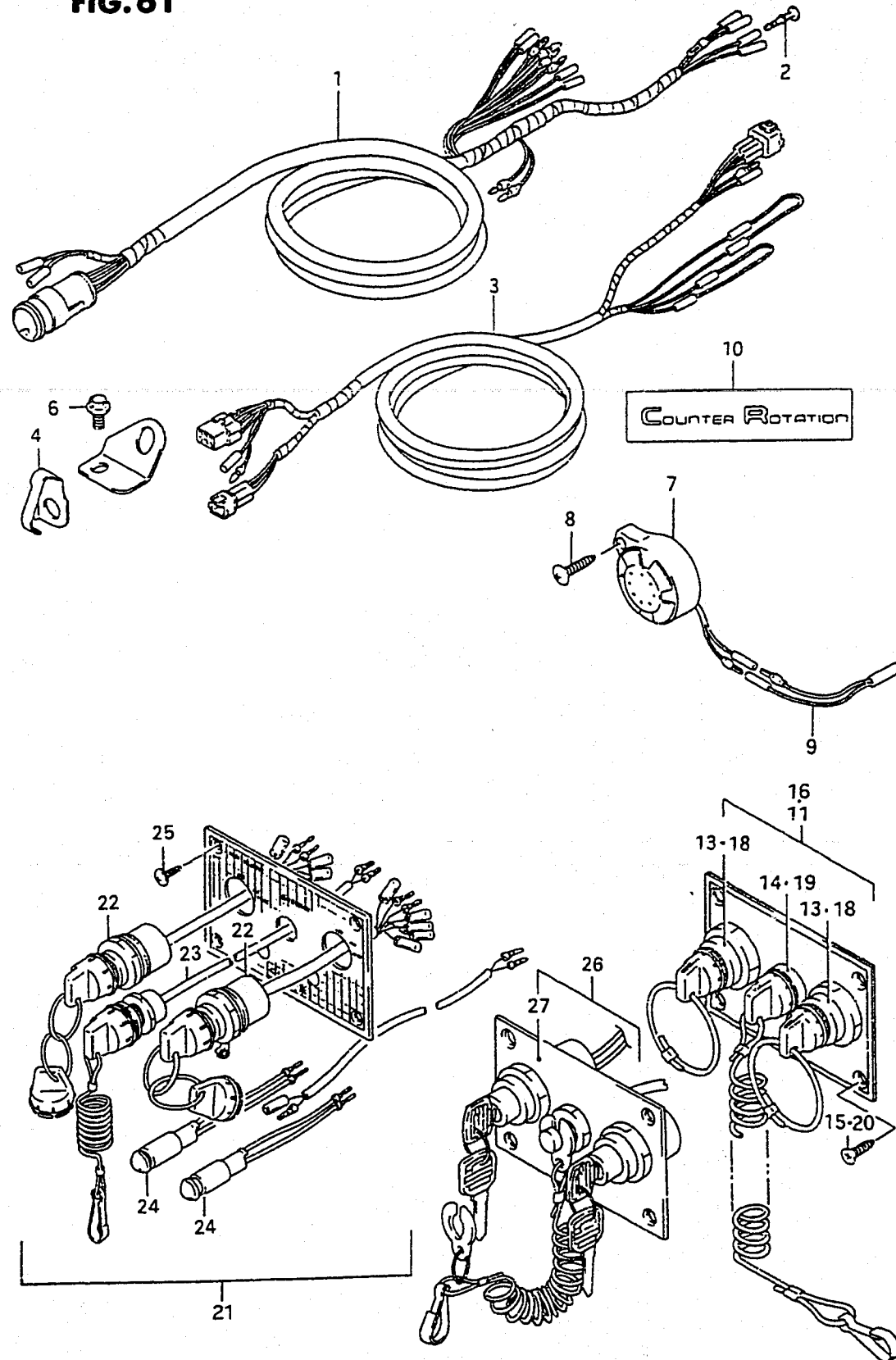
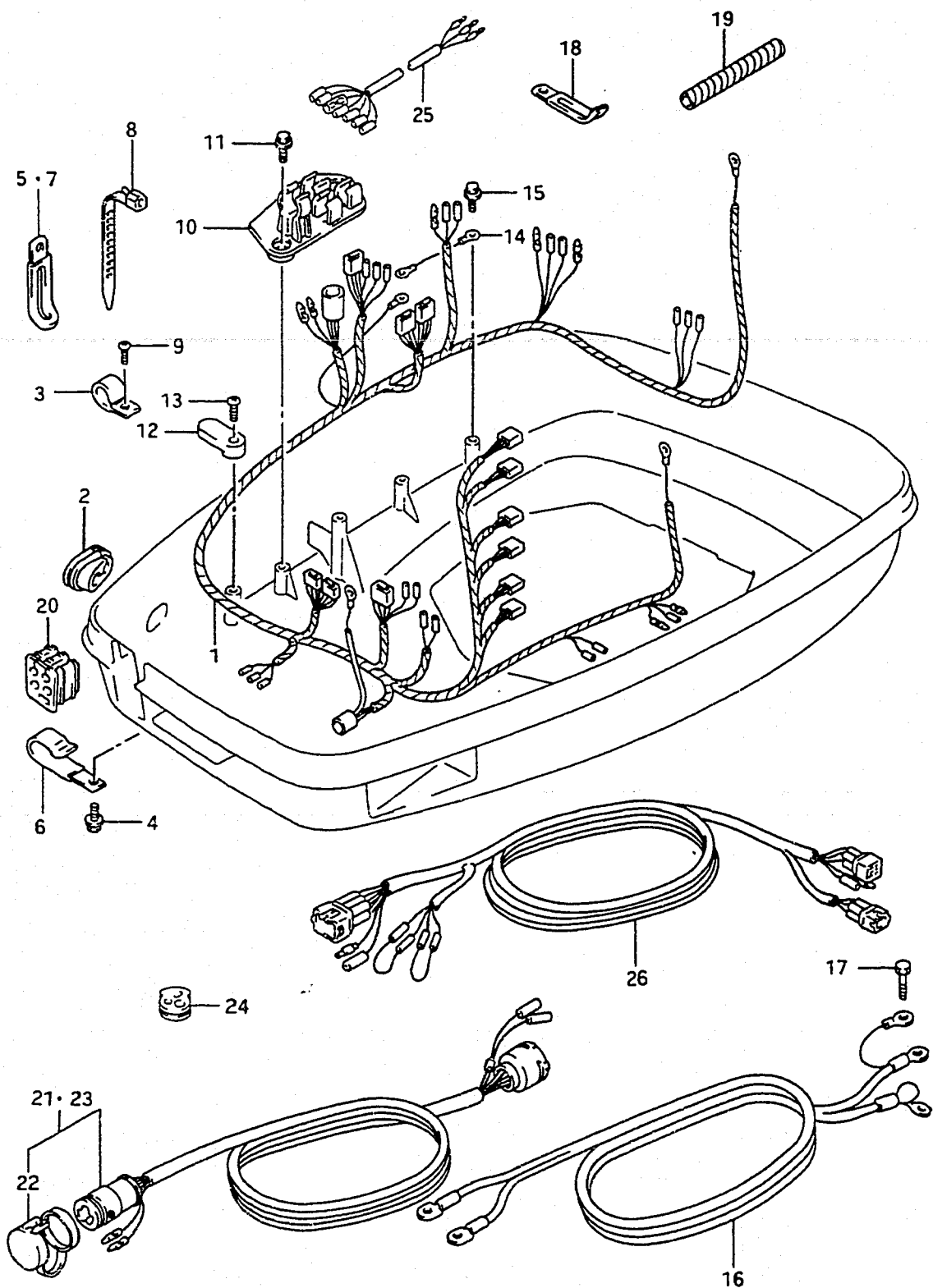


FIG.61 (1-H- 9) HARNESS (DT150G/200G/200SG/200GEFI/225G,COUNTER ROTATION)(*)

REF.NO.	PART NO.	DESCRIPTION	Q'TY	REMARKS
21	37102-87D00	PANEL ASSY, DUAL SW & VOICE WRN	1	MODEL:91,92/DT200SG →37100-87D31
22	37110-94620	.SWITCH, IGNITION	1	MODEL:91,92/DT200SG →37110-92E00
23	37820-87D10	.SWITCH, EMERGENCY	1	MODEL:91,92/DT200SG →37820-92E90
24	36450-87D00	.LAMP ASSY, SP PILOT	2	MODEL:91,92/DT200SG
25	03121-05163	.SCREW	4	MODEL:91,92/DT200SG
26	37100-92E12	PANEL ASSY, DUAL ENGINE SWITCH	1	MODEL:93-00
27	37139-92E10	.PANEL	1	MODEL:93-00

FIG.62



REF.NO.	PART NO.	DESCRIPTION	Q'TY	REMARKS
1	36610-92E20	HARNESS ASSY, WIRING	1	
2	36656-87D11	GROMMET, PTT CABLE	1	
3	09403-17304	CLAMP, PTT CABLE	1	
4	01550-06107	BOLT, PTT CABLE	1	
5	09404-06432	CLAMP, WIRING HARNESS	1	
6	09404-06434	CLAMP, WIRING HARNESS	1	
7	09404-06432	CLAMP, WIRING HARNESS	2	
8	09407-14403	CLAMP, WIRING HARNESS	2	
9	02112-16127	SCREW, WIRING HARNESS	2	
10	36616-87D00	HOLDER, HARNESS CONNECT	1	
11	01550-06127	BOLT, HARNESS HOLDER	2	
12	33815-87D00	STOPPER, CABLE	1	
13	02142-06257	SCREW, CABLE STOPPER	1	
14	36895-94700	LEAD, ENGINE GROUND	1	
15	01560-06127	BOLT, HARNESS GROUND	4	
16	33810-92E01	CABLE ASSY, STARTER	1	
17	01550-08167	BOLT, BATTERY CABLE (8X16)	1	
18	09404-12201	CLAMP, HARNESS & MAG LEAD	1	
19	38423-95510	TUBE	1	L:150→100
20-1	61124-87D01	GROMMET, CABLE	1	
20-2	61124-87D11	GROMMET, CABLE	1	MODEL:95-97
21-1	36620-87D20	HARNESS ASSY, REMOCON EXT	1	OPT,L:5000
21-2	36620-95302	HARNESS ASSY, REMOCON EXT	1	OPT,L:2000
22	36631-94300	.CAP ASSY, REMOCON	1	OPT
23	36620-92E00	HANRESS ASSY, REMOCON EXT	1	
24	36664-87D00	GROMMET, EXTENSION WIRE	1	
25	36630-92E00	WIRE ASSY, INSTRUMENT	1	
26-1	36660-95610	WIRE, MONITOR GAUGE EXT	1	L:6200
26-2	36660-92E90	WIRE, MONITOR GAUGE EXT	1	OPT L:1700

FIG. 63

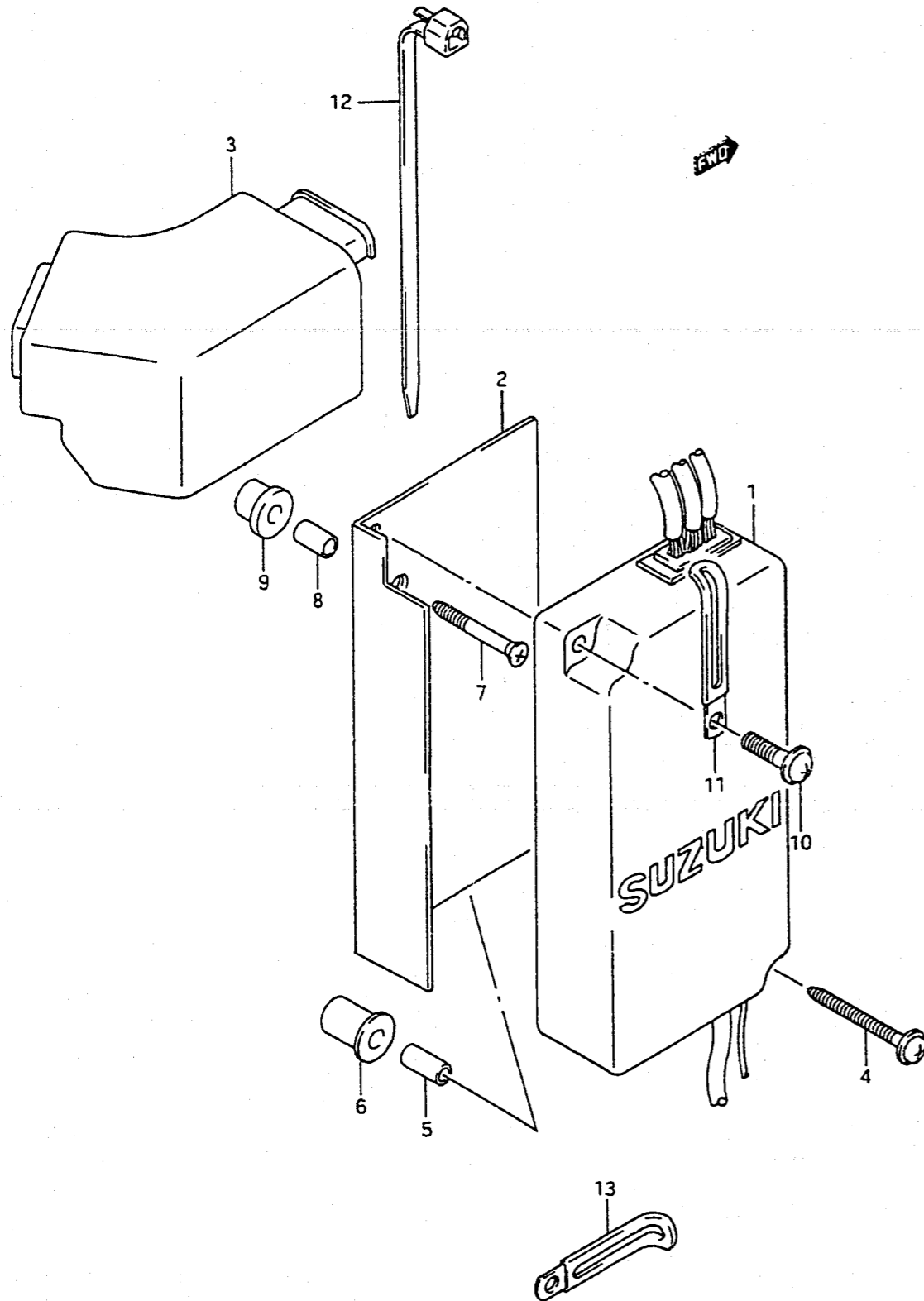
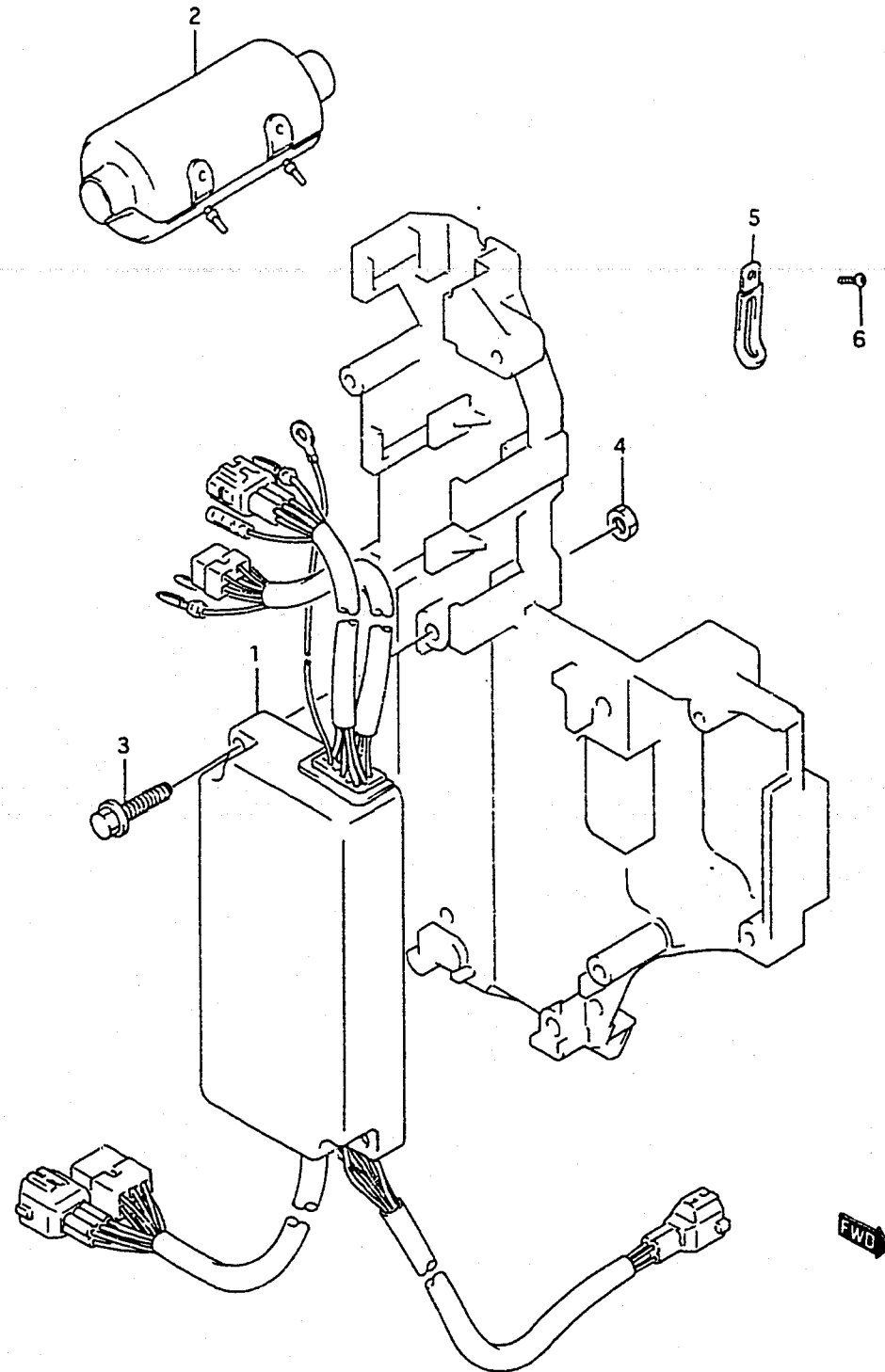


FIG.63 (1-H-11) IGNITION CONTROL (MODEL:89,90)

REF.NO.	PART NO.	DESCRIPTION	Q'TY	REMARKS
1-1	32910-87D30	UNIT, IGNITION CONTROL	1	
1-2	32910-87D40	UNIT, IGNITION CONTROL	1	DT150S/200S
2	32915-87D00	HOLDER, IGNITION CONTROL	1	
3	32918-87D00	COVER, CONTROL UNIT	1	
4	09132-05040	SCREW, PARTS HOLDER NO.1	1	
5	09180-05031	SPACER, IGNITION CONTROL	1	
6	09320-07010	CUSHION, IGNITION CONTROL	1	
7	03222-05355	SCREW, PARTS HOLDER	1	
8	09180-05036	SPACER, NO.2 IGNITION CONTROL	1	
9	09320-07011	CUSHION, NO.2 IGNITION CON	1	
10	02112-16203	SCREW, IGNITION CONTROL	1	
11	09404-06432	CLAMP, CONNECTOR COVER	1	
12	09407-18402	CLAMP, CONNECTOR	1	
13	09404-06432	CLAMP, IGNITION CONT LEAD	1	

REFER TO FIG.64 (1-H-12) FOR MODEL:91~00

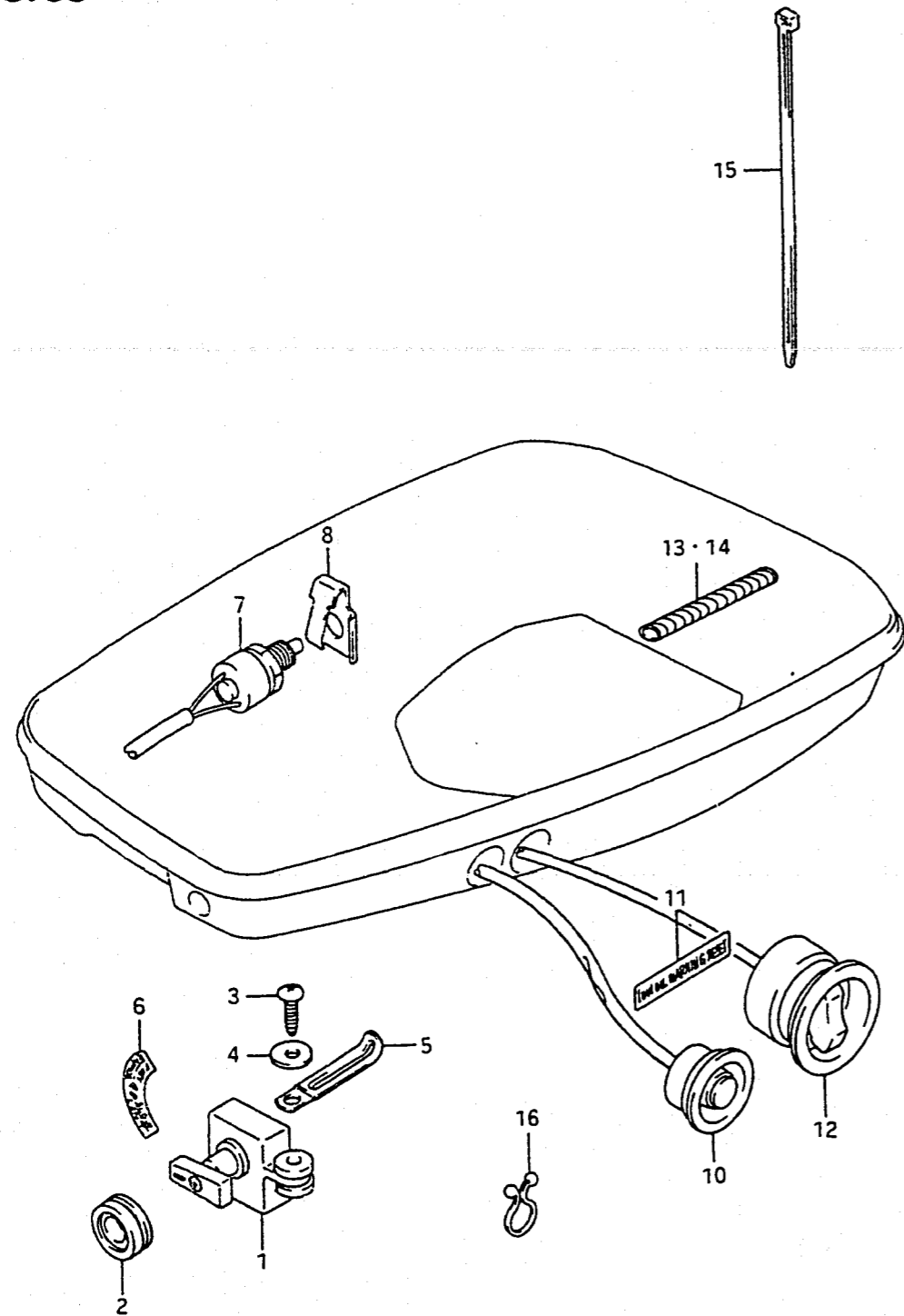
FIG.64



REF.NO.	PART NO.	DESCRIPTION	Q'TY	REMARKS
1-1	32910-88D20	UNIT, IGNITION CONTROL	1	DT150S
1-2	32910-92E20	UNIT, IGNITION CONTROL	1	DT225,225G
1-3	32910-88D00	UNIT, IGNITION CONTROL	1	DT150,150G,175,200,200G
1-4	32910-87D70	UNIT, IGNITION CONTROL	1	200S,200SG
1-5	32910-88D00	UNIT, IGNITION CONTROL	1	DT150,150G/MODEL:92~94 DT200/MODEL:92~93
1-6	32910-88D41	UNIT, IGNITION CONTROL (X)	1	DT200G,200EFI,150EFI MODEL:94~97
1-7	32910-88D30	UNIT, IGNITION CONTROL (L)	1	DT200EFI/MODEL:94~97
2	36618-30610	COVER, CONTROL UNIT	1	
3	01550-06253	BOLT, IGNITION CONTROL UNIT	2	
4	08310-00067	NUT, IGNITION CONTROL UNIT	2	
5	09404-06432	CLAMP, UNIT LEAD	1	
6	03212-05163	SCREW, UNIT LEAD CLAMP	1	

(*) : DT225 MODEL:91~00
DT225G MODEL:98~00

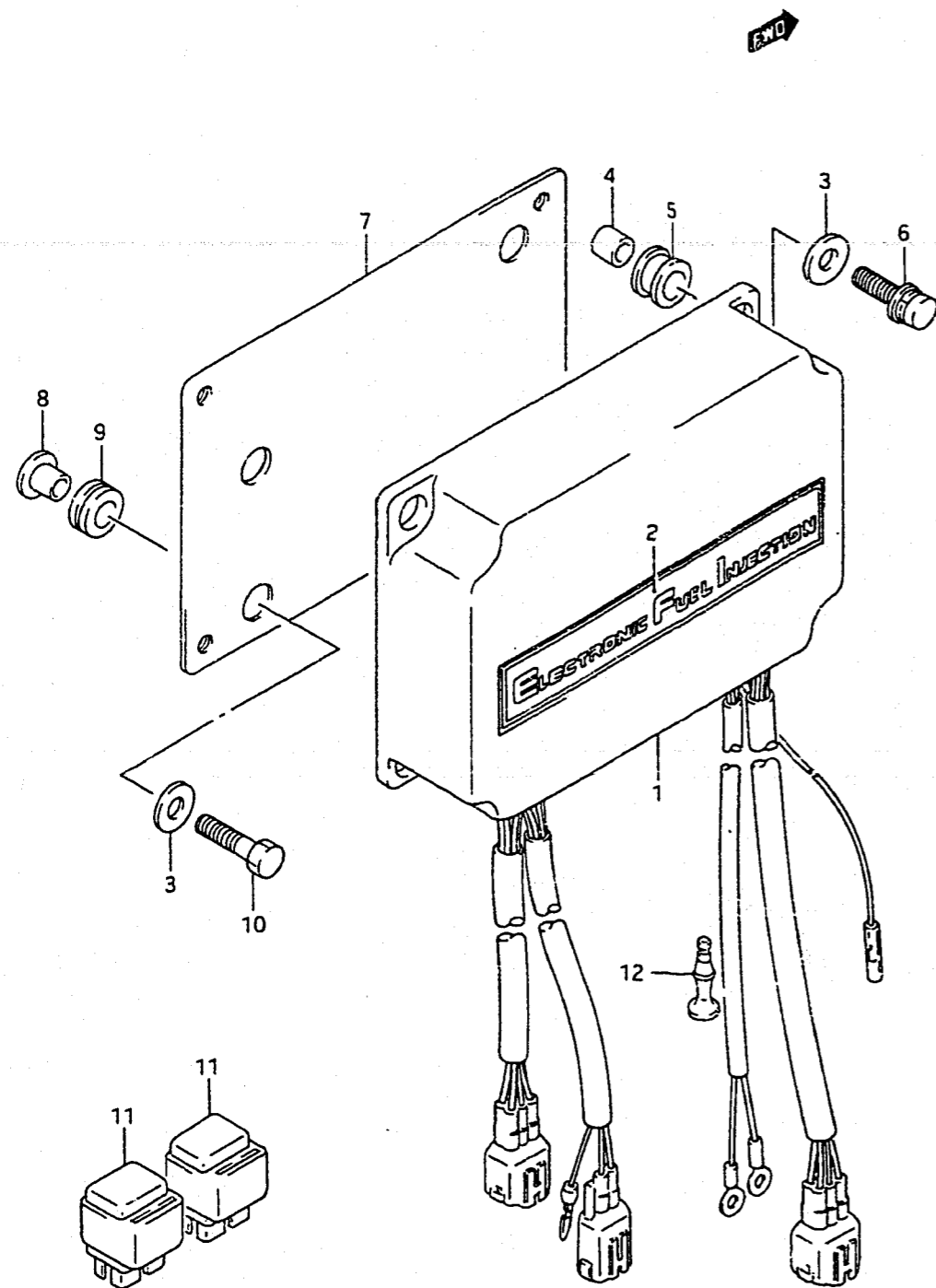
FIG.65



REF.NO.	PART NO.	DESCRIPTION	Q'TY	REMARKS
1	37920-95D00	SWITCH ASSY, IGNITION	1	MODEL:89,90
2	37925-95D00	CUSHION, IGNITION TIMING	1	
3	03212-05253	SCREW, IGNITION	1	
4	09160-05043	WASHER, IGNITION	1	
5	09404-06432	CLAMP, IGNITION	1	
6	61512-95600-064	MARK, IGNITION TIMING	1	
7	37721-87D02	SWITCH, NEUTRAL	1	MODEL:89,90
8	37725-95300	ACTUATOR, NEUTRAL SWITCH	1	MODEL:89,90
10	37930-95612	SWITCH ASSY, OIL WARNING	1	
11	37935-95601	LABEL, LOW OIL WARNING	1	MODEL:95-00
12	37850-95602	SWITCH, TILT	1	
13	38423-95510	TUBE, TILT SWITCH	1	L:150→50
14	38423-95510	TUBE, TILT SWITCH	1	L:150→100
15	09407-25402	CLAMP, TILT SWITCH	1	
16	09408-00021	CLIP	1	

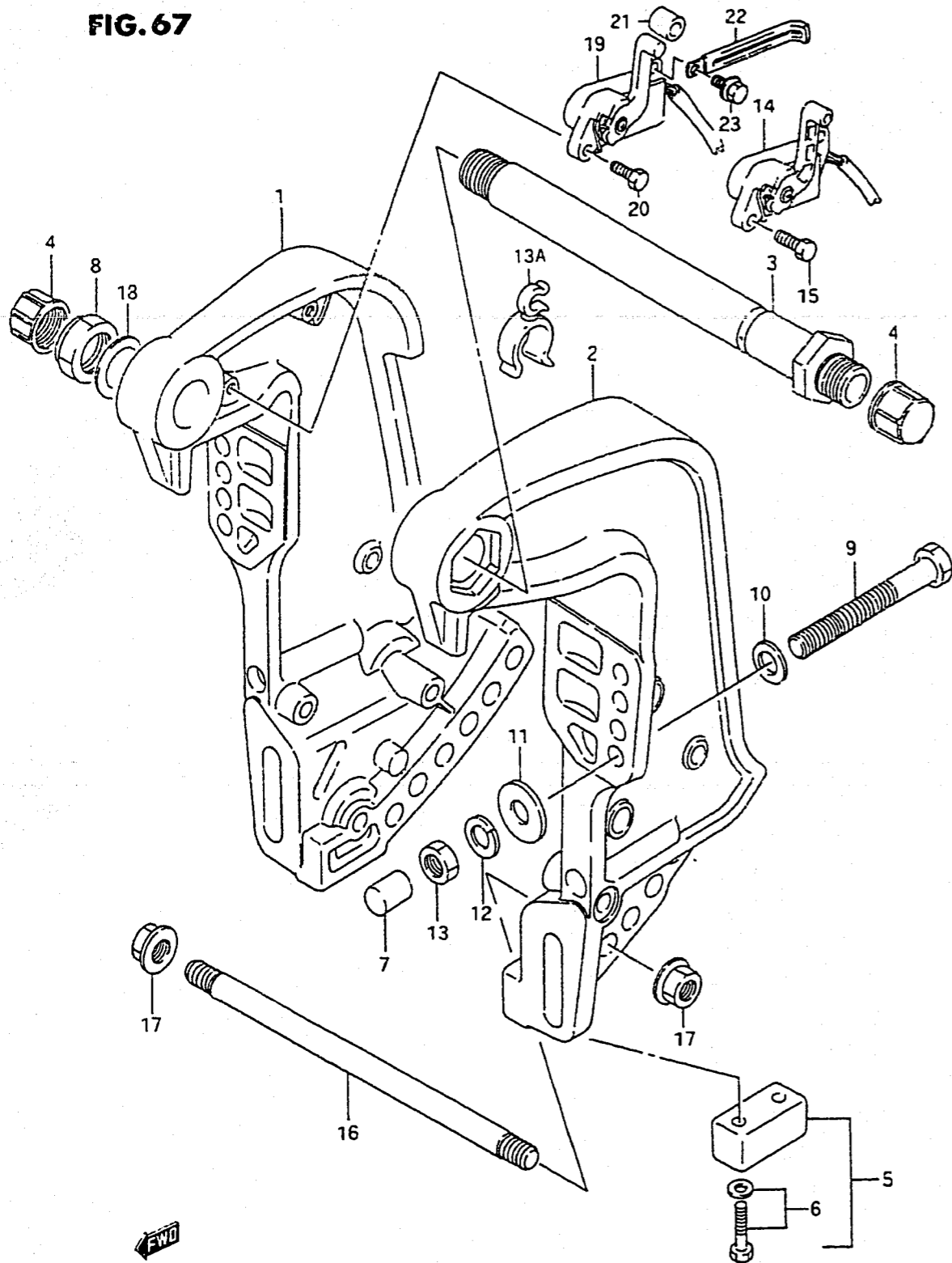
COLOR : 064 (WHITE)

FIG.66



REF.NO.	PART NO.	DESCRIPTION	Q'TY	REMARKS
1-1	33920-87D00	UNIT, FUEL INJECTION	1	DT150S ~MODEL:94
1-2	33920-87D41	UNIT, FUEL INJECTION	1	DT150S MODEL:95~97
1-3	33920-92E13	UNIT, FUEL INJECTION (L)	1	DT225 ~MODEL:00
1-4	33920-92E03	UNIT, FUEL INJECTION (X)	1	DT225 ~MODEL:00 DT225G MODEL:98-00
1-5	33920-87D12	UNIT, FUEL INJECTION (L)	1	DT200EFI ~MODEL:97
1-6	33920-87D22	UNIT, FUEL INJECTION (X)	1	DT200EFI ~MODEL:97
1-7	33920-87D32	UNIT, FUEL INJECTION	1	DT150EFI ~MODEL:97
2	33928-92E00	MARK, FUEL INJECTION	1	
3	09160-06084	WASHER, FUEL INJECTION	8	6.5X18X1.60
4-1	09180-06223	SPACER, FUEL INJECTION	4	6.1X10.0X10.50
4-2	09180-06294	SPACER, FUEL INJECTION	4	MODEL:94-00
5-1	09320-10008	CUSHION, FUEL INJECTION	4	
5-2	09320-10044	CUSHION, FUEL INJECTION	4	MODEL:94-00
6-1	01580-06207	BOLT, FUEL INJECTION	4	
6-2	01580-06257	BOLT, FUEL INJECTION	4	MODEL:94-00
7	33925-92E01	BRACKET, FUEL INJECTION	1	
8	09169-06062	SPACER, FUEL INJECTION BKT	4	6.3X17X1.6
9	09320-08001	CUSHION, FUEL INJECTION	4	
10	01500-06253	BOLT, FUEL INJECTION BKT	4	
11	38910-92E00	RELAY, FUEL INJECTION	2	
12	36615-96300	TERMINAL, RESIN	1	

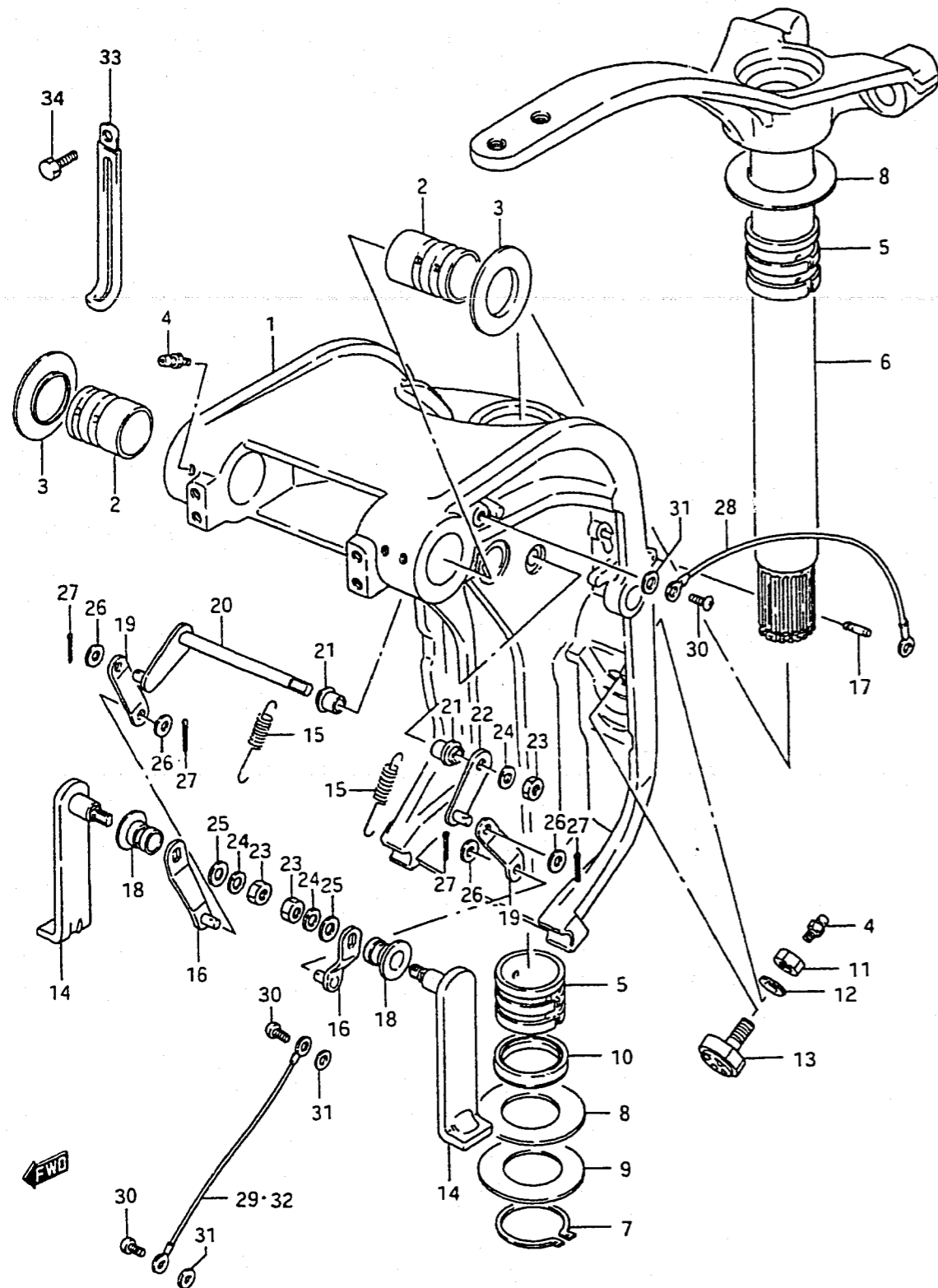
FIG.67



REF.NO.	PART NO.	DESCRIPTION	Q'TY	REMARKS
1	41111-87D07-0ED	BRACKET, CLAMP, STBD	1	
2	41121-87D14-0ED	BRACKET, CLAMP, PORT	1	
3	41130-87D02	SHAFT, CLAMP BRACKET	1	
4	41151-94500	CAP, CLAMP BRACKET SHAFT	2	
5	41810-87D00	ZINC SET, ANODE	2	
6	09116-06099	.BOLT (6X35)	4	
7	41153-94500	CAP	4	
8	09159-22003	NUT	1	
9	09100-12045	BOLT	4	
10	09160-12066	WASHER	4	
11	09160-12044	WASHER	4	
12	09162-12005	LOCK WASHER	4	
13	09140-12028	NUT	4	
13A	09408-00113	CLAMP	1	
14	34801-87D11	SENDER, TRIM	1	FOR ANALOGUE
15	09100-06113	BOLT (6X16)	2	
16	45421-87D00	PIN, TILT LOCK	1	
17	09159-14020	NUT	2	
18	09160-22046	WASHER	1	
19	34801-87D21	SENDER, TRIM	1	DT200S,200SG TYPE:DIGITAL
20	09100-06113	BOLT (6X16)	2	
21	09320-09037	CUSHION, TRIM SENDER	1	
22	09404-06435	CLAMP	1	MODEL:90
23	01550-06127	BOLT	1	MODEL:90

COLOR : 0ED (GRAY)

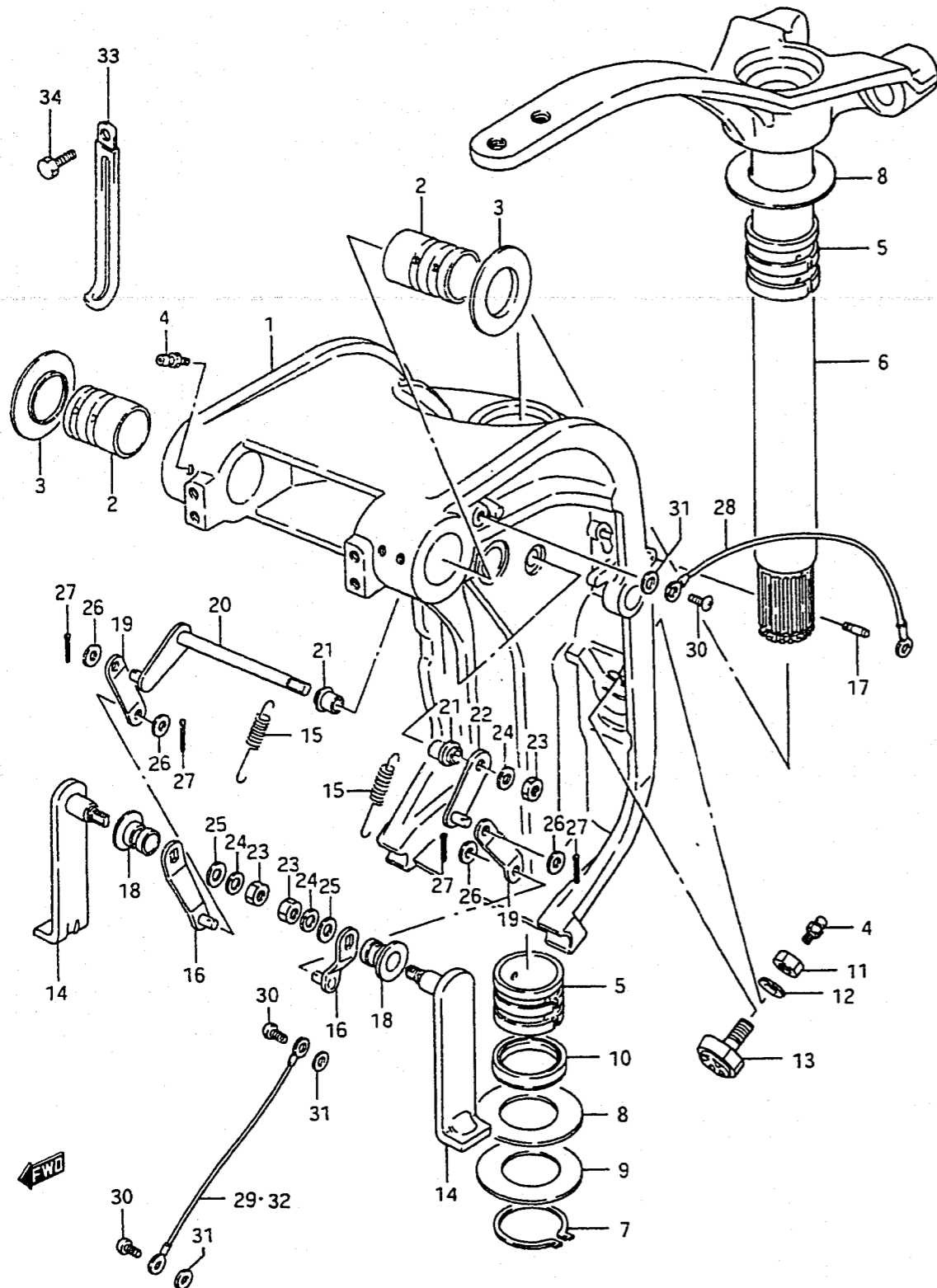
FIG.68



REF.NO.	PART NO.	DESCRIPTION	Q'TY	REMARKS
1-1	43111-87D05-0ED	BRACKET, SWIVEL (L)	1	
1-2	43111-87D15-0ED	BRACKET, SWIVEL (X)	1	
2	43211-87D00	BUSHING	2	
3	09169-28003	WASHER	2	
4	22511-99010	GREASE NIPPLE	7	
5	43711-97E00	BUSHING	2	
6-1	43750-87E01-0ED	BRACKET, STEERING (L)	1	
6-2	43750-87D14-0ED	BRACKET, STEERING (X)	1	
7	09380-38003	CIRCLIP	1	
8	09160-39001	WASHER	2	
9	09181-39001	SHIM (T:0.3)	0-4	
10	09282-39001	OIL SEAL	1	
11	09140-10031	NUT	2	
12	09162-10005	LOCK WASHER	2	
13	48310-87D10	PAD, TRIM CYLINDER RAM	2	
14	41220-87D01-0ED	LEVER, TILT LOCK	2	
15	09443-08031	SPRING	2	
16	41240-87D02	ARM	2	
17	41225-94501	PIN, TILT LOCK SPRING	2	
18	41226-87D01	BUSHING	2	
19	41235-87D00	LINK, TILT LEVER SPRING ARM	2	
20	41250-87D01	ROD, TILT LEVER LINK	1	
21	41256-87D01	BUSHING	2	
22	41260-87D02	PLATE	1	

COLOR : 0ED (GRAY)

FIG. 68



REF.NO.	PART NO.	DESCRIPTION	Q'TY	REMARKS
23	09140-08019	NUT	3	
24	09162-08007	LOCK WASHER	3	
25	09160-08082	WASHER	2	
26	09160-06082	WASHER	4	
27	09204-01002	COTTER PIN	4	
28	36894-87D00	LEAD, CLAMP TO SWIVEL	1	
29	36895-87D01	LEAD, SWIVEL TO HOUSING (L)	1	
30	09125-06063	SCREW	3	
31	09161-06120	WASHER	4	
32	36895-87D10	LEAD, SWIVEL TO HOUSING (X)	1	
33	09404-06432	CLAMP, SPEEDOMETER HOSE (L:80)	2	
34	09100-06131	BOLT	1	

FIG. 69

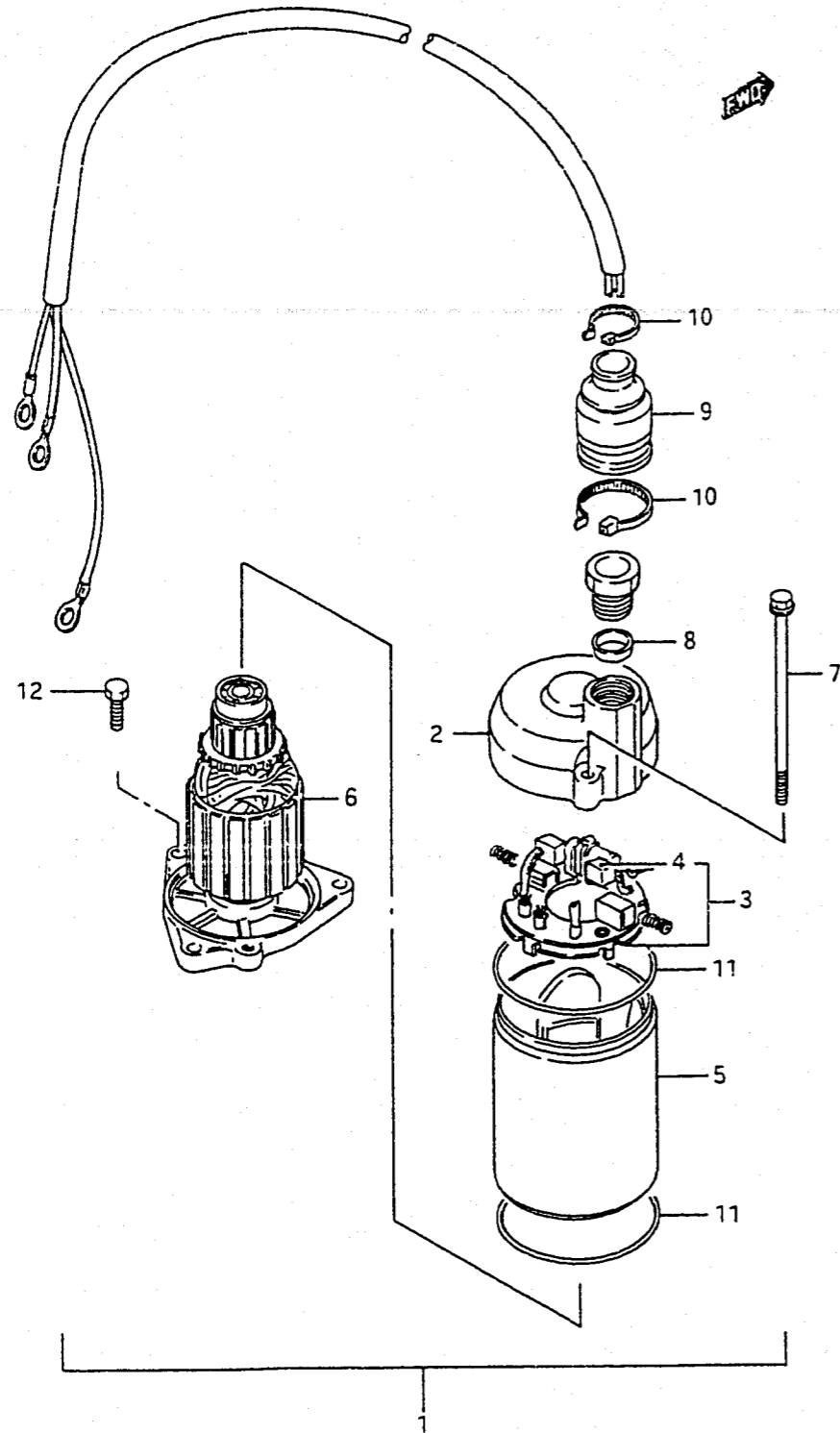


FIG.69 (1-I- 5)

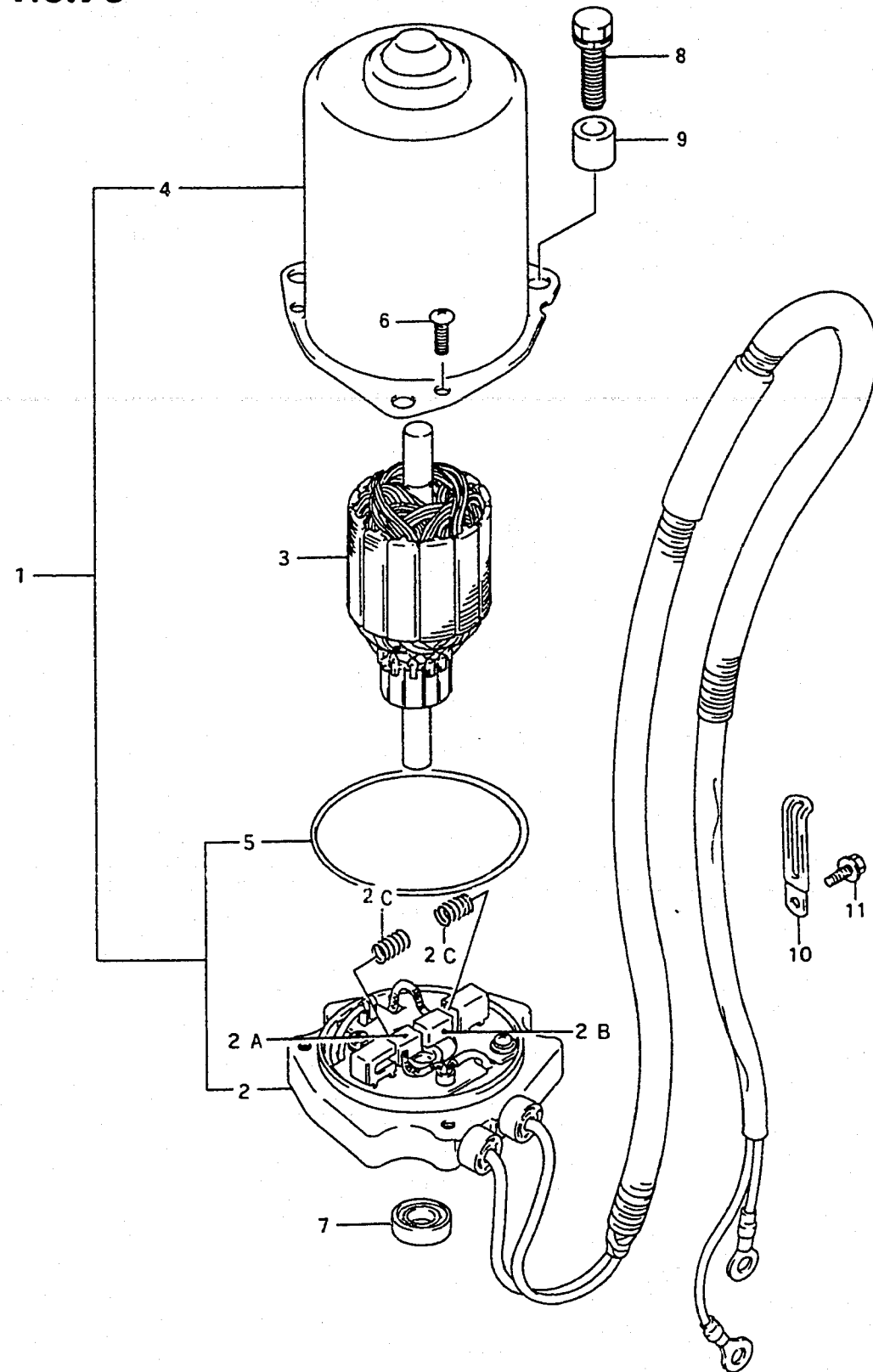
PTT MOTOR (MODEL:87~89)

REF.NO.	PART NO.	DESCRIPTION	Q'TY	REMARKS
1	38100-87D01-0ED	MOTOR ASSY, PTT	1	
2	31170-87D50-0ED	.COVER, UPPER	1	
3	31173-87D52	.BRUSH HOLDER ASSY	1	
4	31133-87D51	.BRUSH	2	
5	31110-87D51-0ED	.YOKE ASSY	1	
6	31311-87D51	.ARMATURE	1	
7	31281-87D50	.BOLT	2	
8	31179-87D50	.PACKING, PTT CABLE	1	
9	33899-95500	.SEAL, PTT CABLE	1	
10	09407-25402	.CLAMP	2	
11	09280-70010	.O RING	2	
12	09117-06031	BOLT	3	

COLOR : 0ED (GRAY)

REFER TO FIG.70 (1-I-6) FOR MODEL:90-00

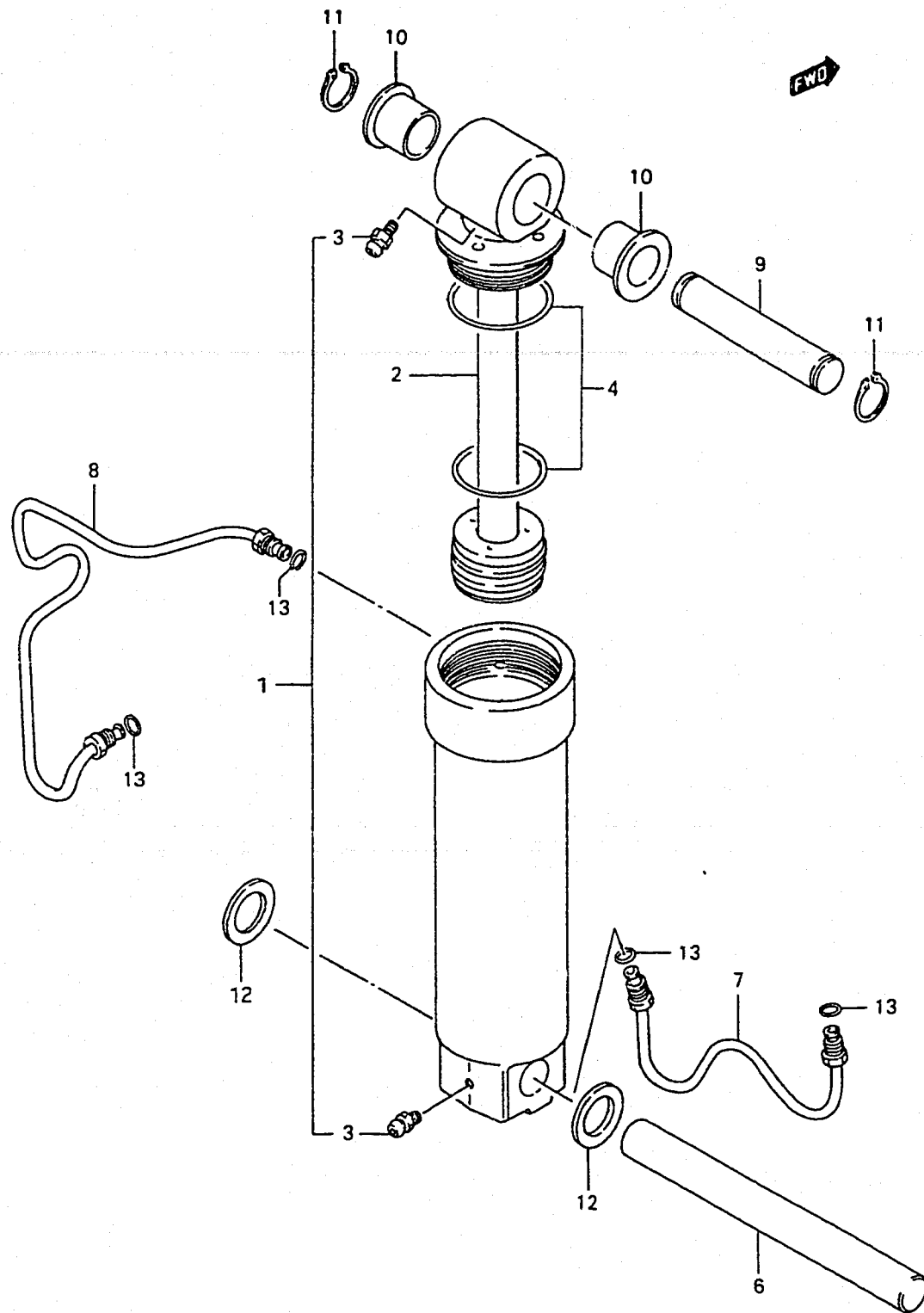
FIG.70



REF.NO.	PART NO.	DESCRIPTION	Q'TY	REMARKS
1-1	38100-87D10-0ED	MOTOR ASSY, PTT	1	MODEL:90
1-2	38100-92E00-0ED	MOTOR ASSY, PTT	1	MODEL:91-00
2-1	31173-87E00	.BRUSH HOLDER ASSY	1	MODEL:90
2-2	31173-92E00	.BRUSH HOLDER ASSY	1	MODEL:91-00
2A	31133-87D00	..BRUSH	1	
2B	31136-87D00	..BREAKER	1	
2C	31135-87D60	..SPRING	2	
3	31311-87D60	..ARMATURE	1	
4	31110-87D60-0ED	..YOKE ASSY	1	
5	31123-87D60	..O RING	1	
6	31111-87D60	..SCREW	3	
7	33799-94610	..OIL SEAL	1	
8	09117-06039	BOLT	3	
9	48863-87D00	SPACER	3	
10	09404-06432	CLAMP	1	
11	01550-06107	BOLT	1	

COLOR : 0ED (GRAY)

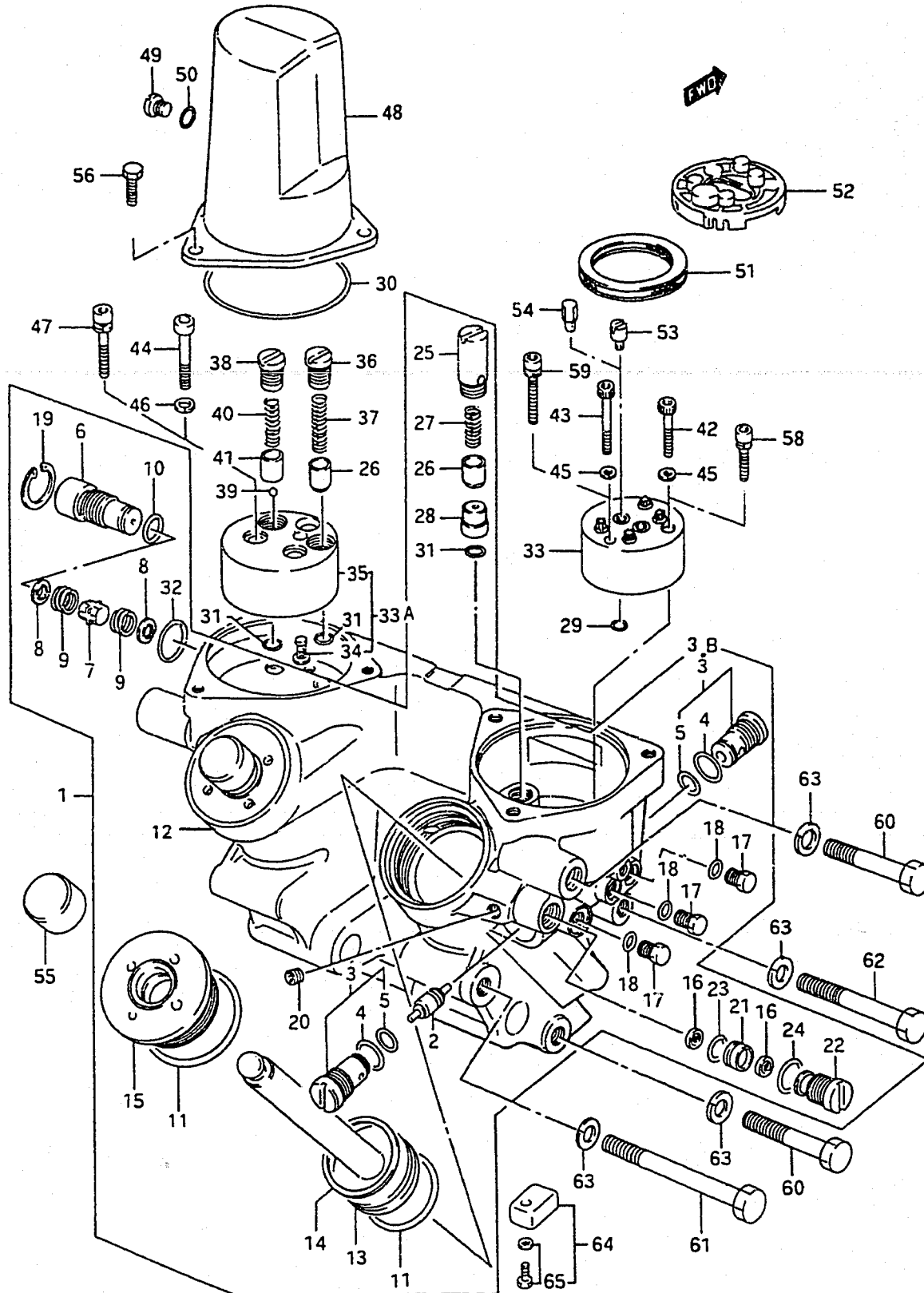
FIG.71



REF.NO.	PART NO.	DESCRIPTION	Q'TY	REMARKS
1-1	48400-87D02-0ED	TILT CYLINDER ASSY	1	
1-2	48400-87D10-0ED	TILT CYLINDER ASSY	1	MODEL:97-00
2-1	48401-87D00	.PISTON & PISTON ROD SUB ASSY	1	MODEL:87-90
2-2	48401-87D01	.PISTON & PISTON ROD SUB ASSY	1	MODEL:91-96
2-3	48401-87D10	.PISTON & PISTON ROD SUB ASSY	1	MODEL:97-00
3	22511-99010	.GREASE NIPPLE	2	
4	48405-87D00	.O RING SET	1	
6	48121-87D01	SHAFT, LOWER	1	
7	48710-87D00	PIPE, TILT INLET	1	
8	48720-87D01	PIPE, TILT OUTLET	1	
9	48321-87D02	SHAFT, TILT CYLINDER UPPER	1	
10	09306-17001	BUSHING	2	
11	09380-17009	SNAP RING	2	
12	48125-87D00	WASHER	2	
13	48588-87D00	O RING, PTT TUBE	4	

COLOR : 0ED (GRAY)

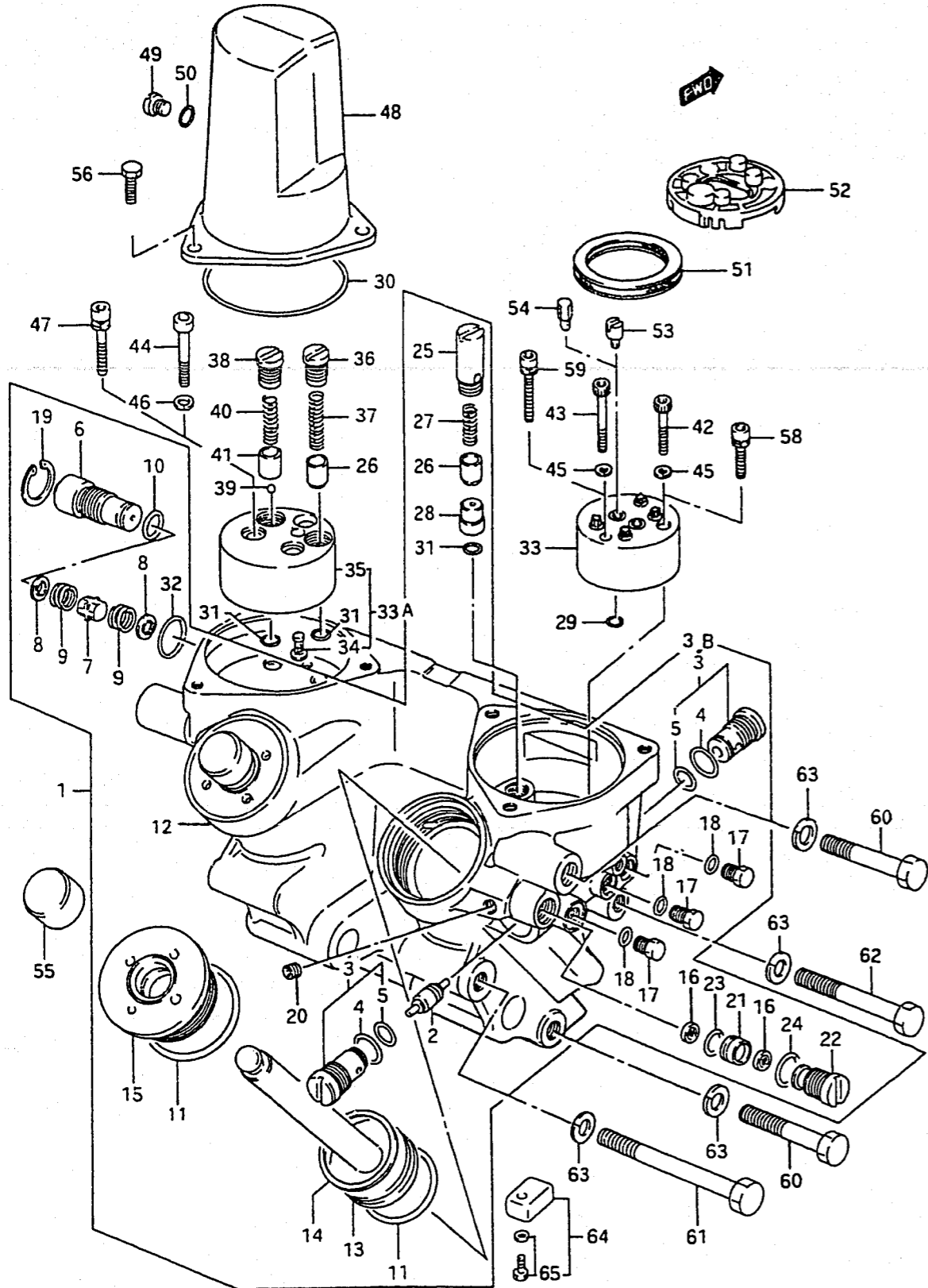
FIG.72



Q'TY

REF.NO.	PART NO.	DESCRIPTION	Q'TY	REMARKS
	48505-87D10	O RING SET, MANIFOLD	1	INC.REF.NO. 29,30,31
1	48503-87D20-0ED	MANIFOLD SUB ASSY (GRAY)	1	
2-1	48520-87D01	.SPOOL	1	
2-2	48520-87D10	.SPOOL	1	MODEL:97-00
3-1	48530-87D02	.VALVE ASSY	2	
3-2	48530-87D10	.VALVE, MAIN CHECK	1	MODEL:97-00
3B	48531-87D10	.VALVE, MAIN CHECK	1	MODEL:97-00
4	48535-87D00	.O RING	2	
5	48536-87D00	.O RING	2	
6	48551-87D00	.PLUG, MANUAL VALVE	1	
7	48552-87D00	.VALVE, MANUAL VALVE	1	
8	48553-87D00	.SEAL WASHER	2	
9	48554-87D00	.SPRING	2	
10	48555-87D00	.O RING	1	
11	48605-87D00	.O RING SET	2	
12	48641-87D20	.MANIFOLD, PTT	1	MODEL:97-00
13	48610-87D01	.PISTON & RAM	2	
14	48615-87D00	.RING	2	
15	48630-87D00	.HEAD, TRIM	2	
16-1	48584-87D00	.FILTER	2	
16-2	48584-87D10	.FILTER	2	MODEL:97-00
17	48586-94500	.PLUG	2	
18	48588-87D00	.O RING	3	
19	48681-87D00	.RING, SNAP	1	
20	48691-87D00	.PLUG	12	
21-1	48851-87D00	.COLLAR, ORIFICE	1	
21-2	48851-87D10	.COLLAR, ORIFICE	1	MODEL:97-00
22	48852-87D00	.PLUG, ORIFICE	1	
23	48853-87D00	.O RING	1	
24	48854-87D00	.O RING, ORIFICE PLUG	1	
25	48831-87D00	.CASE, DN PRESSURE VALVE	1	
26	48832-87D00	.VALVE, DN PRESSURE	2	

FIG.72



REF.NO.	PART NO.	DESCRIPTION	Q'TY	REMARKS
27	48833-87D00	.SPRING	1	
28	48834-87D00	.BUSH, SEAL	1	
29	48518-87D00	O RING	2	
30	48505-87D10	O RING SET	2	
31	48818-87D00	O RING	3	→48505-87D10
32	48682-87D00	O RING	1	
33-1	48510-87D00	PUMP ASSY, GEAR	1	MODEL:87~89
33-2	48510-87D20	PUMP ASSY, GEAR	1	MODEL:90~00
33A	48801-87D00	PRESSURE VALVE/HOUSING ASSY	1	
34	48581-87D00	FILTER	1	~MODEL:96
35	48811-87D00	HSG, PRESSURE VALVE	1	~MODEL:96
36-1	48821-87D00	CASE, UP PRESSURE VALVE	1	
36-2	48821-87D10	CASE, UP PRESSURE VALVE	1	MODEL:97~00
37	48823-87D00	SPRING	1	
38	48841-87D00	CASE, VALVE HOLDER	1	
39	48842-87D00	BALL	1	
40	48843-87D00	SPRING	1	
41	48844-87D00	HOLDER	1	
42	07130-05253	BOLT	2	
43	07130-05307	BOLT	1	
44	07130-06353	BOLT	3	MODEL:87~89
45	08321-01057	LOCK WASHER	3	MODEL:87~89
46	08321-01067	LOCK WASHER	3	MODEL:87~89
47	48543-87D00	BOLT, VALVE HOUSING	3	MODEL:90~96
48	48571-87D00	RESERVOIR	1	
49	09248-10008	PLUG	1	
50	09280-08014	O RING	1	
51	48582-87D00	FILTER, PUMP	1	MODEL:87~89
52	48582-87D10	FILTER, PUMP	1	MODEL:90~00
53	48583-87D00	DRIVE JOINT	1	MODEL:87~89
54	48583-87D10	DRIVE JOINT	1	MODEL:90~00
55	48660-87D01	END BLOCK, TRIM PAN	2	
56	09117-06031	BOLT	3	

FIG.72

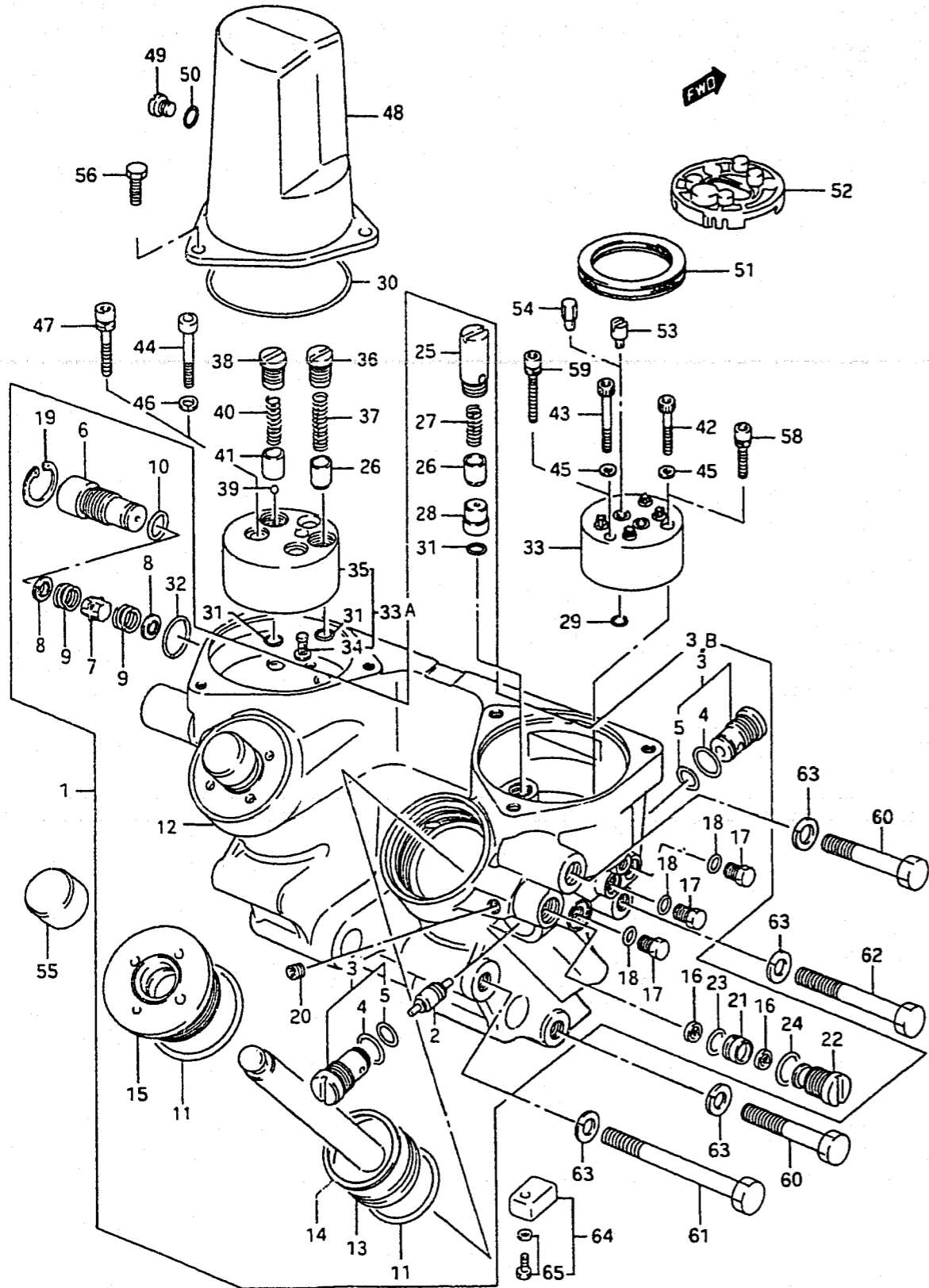
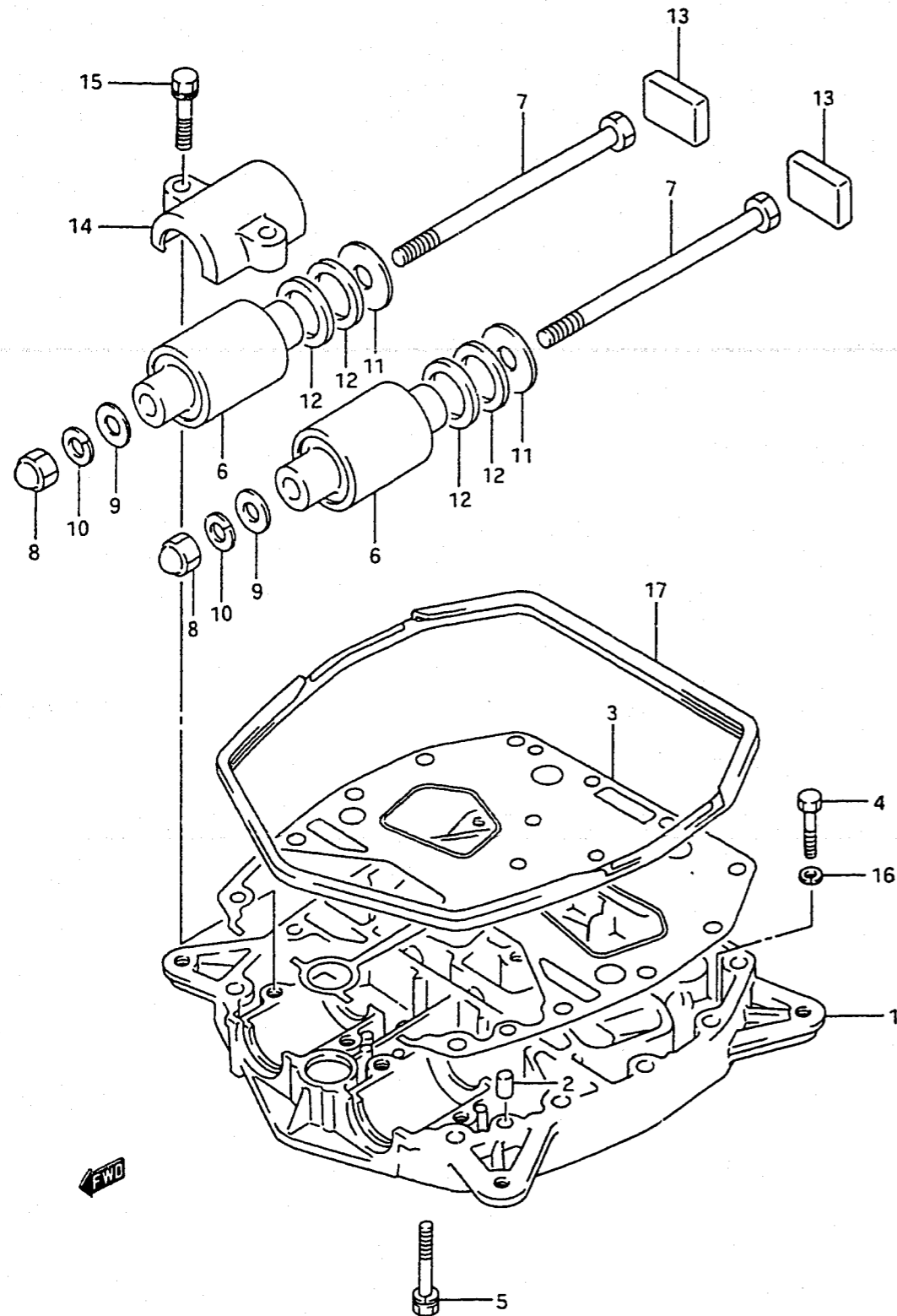


FIG.72 (1-1-10)

MANIFOLD PTT

REF.NO.	PART NO.	DESCRIPTION	Q'TY	REMARKS
58	48541-87D00	BOLT, PUMP ASSY	2	MODEL:90-00
59	48542-87D00	BOLT, PUMP ASSY	1	MODEL:90-00
60	09100-10155	BOLT (L:50)	4	
61	09100-10264	BOLT (L:80)	2	
62	09100-10208	BOLT (L:70)	2	
63	09162-10005	LOCK WASHER	8	
64	55320-95310	ZINC ASSY, PROTECTION	1	
65	09116-06094	BOLT	1	

FIG.73



REF.NO.	PART NO.	DESCRIPTION	Q'TY	REMARKS
1-1	51111-87D00-0ED	HOLDER, ENGINE	1	
1-2	51111-87D00-35J	HOLDER, ENGINE	1	
2	09202-08006	PIN	2	
3	51211-87D30	GASKET, ENGINE HOLDER	1	
4	09100-08224	BOLT, ENGINE HOLDER REAR	2	8X35
5	09117-08038	BOLT, ENGINE HOLDER FWD	2	8X45
6	54130-87D10	MOUNTING, UPPER	2	
7	09100-12048	BOLT (12X163)	2	
8	09145-12004	NUT, UPPER MOUNT BOLT	2	
9	09160-12066	WASHER, UPPER MOUNT BOLT	2	12.5X22X2.50
10	09162-12005	WASHER, UPPER MOUNT	2	12.2X21.5X3.0
11	09160-12075	WASHER, REVERSE STOPPER UPPER	2	12X42X4
12	54121-87D00	STOPPER, UPPER THRUST	4	
13	54125-87D00	MOUNTING, UPPER REAR	2	
14	54137-87D00	COVER, UPPER MOUNTING	2	
15	09117-10034	BOLT, UPPER MOUNT COVER	4	10X45
16	09169-08038	WASHER SEAL (8.3X15.0X3.0)	2	
17	61113-87D01	SEAL, ENGINE LOWER	1	

COLOR : 0ED (GRAY)
 COLOR : 35J (GOLD)

FIG.74

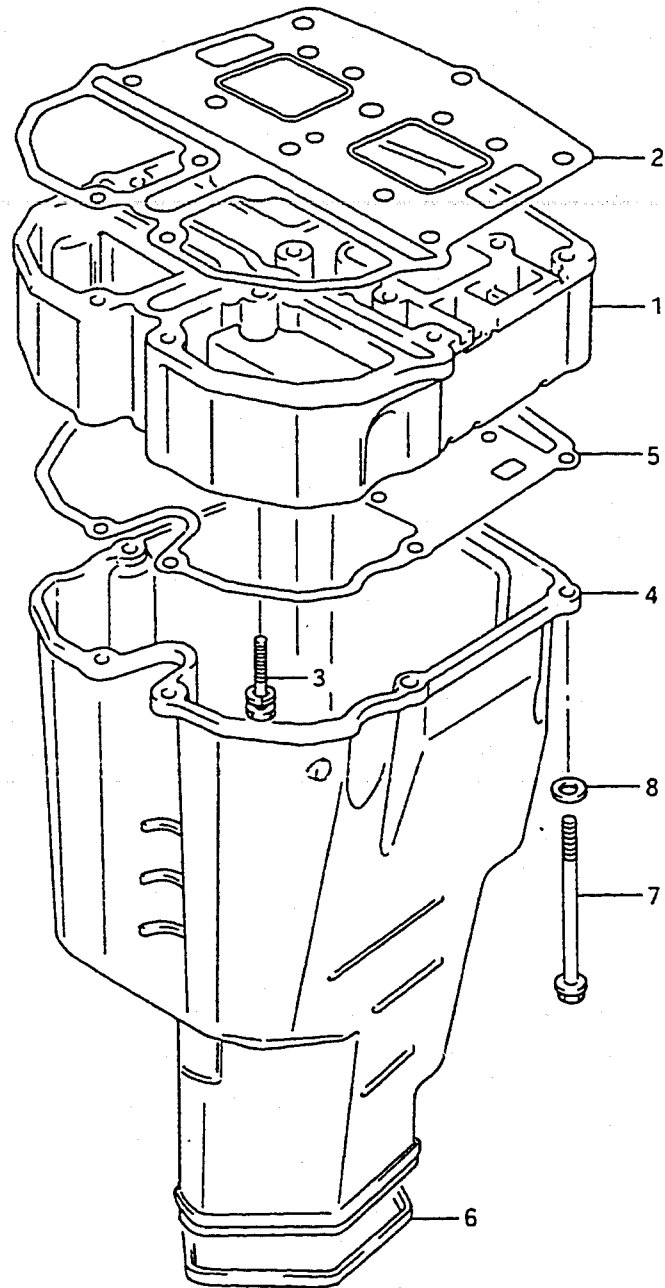


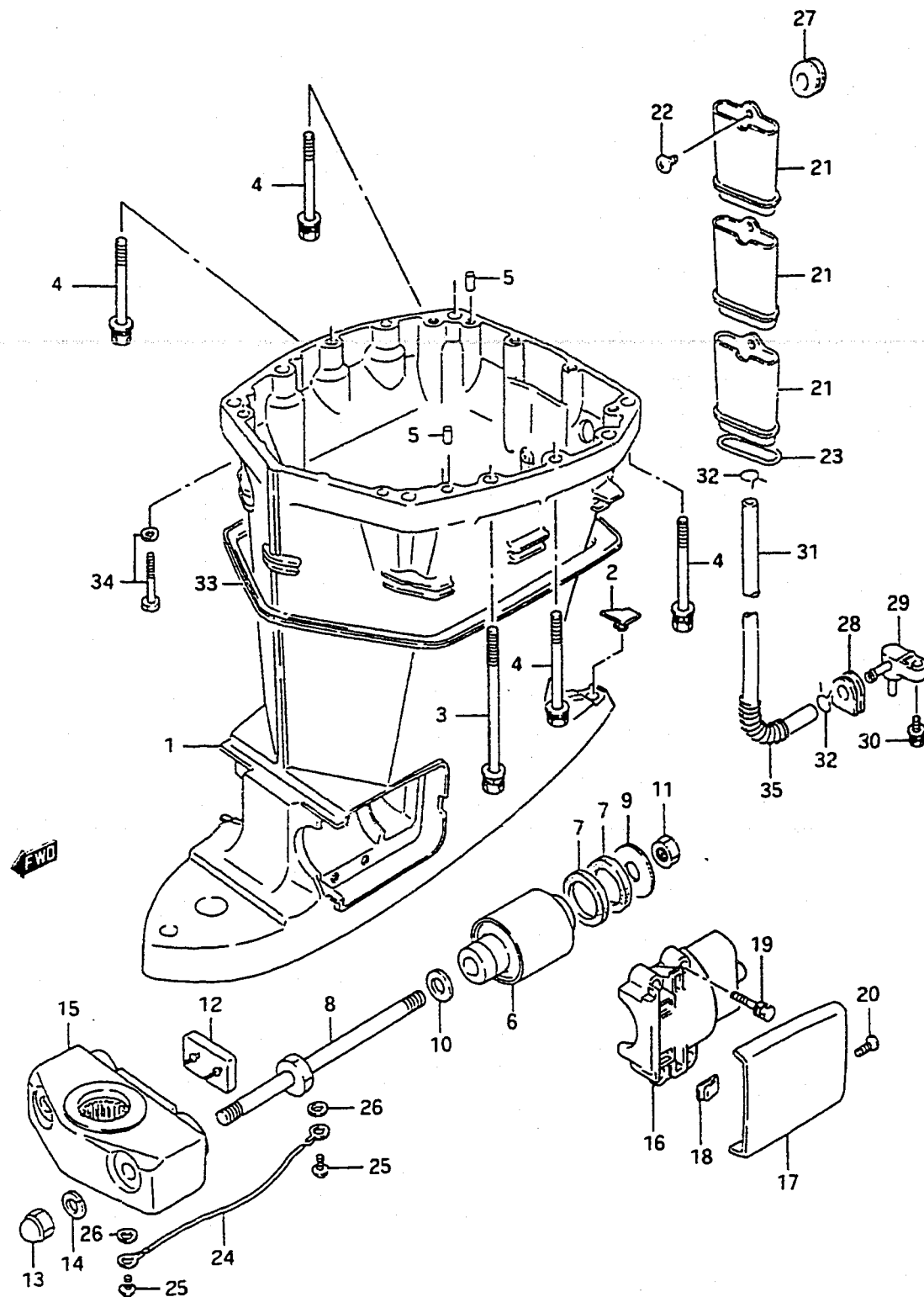
FIG.74 (1-I-12)

EXHAUST MANIFOLD

REF.NO.	PART NO.	DESCRIPTION	Q'TY	REMARKS
1	52211-87D00	MANIFOLD, EXHAUST	1	
2	52231-87D30	GASKET, EXHAUST MANIFOLD	1	
3	09117-06037	BOLT (6X35)	2	
4	52311-87D00	HOUSING, EXHAUST TUBE	1	
5	52331-87D30	GASKET, EXHAUST TUBE HOUSING	1	
6	52332-87D00	SEAL, EXHAUST TUBE HOUSING	1	
7	09103-08191	BOLT (8X90)	7	
8	09169-03038	WASHER, SEAL (8.3X15X3.0)	7	



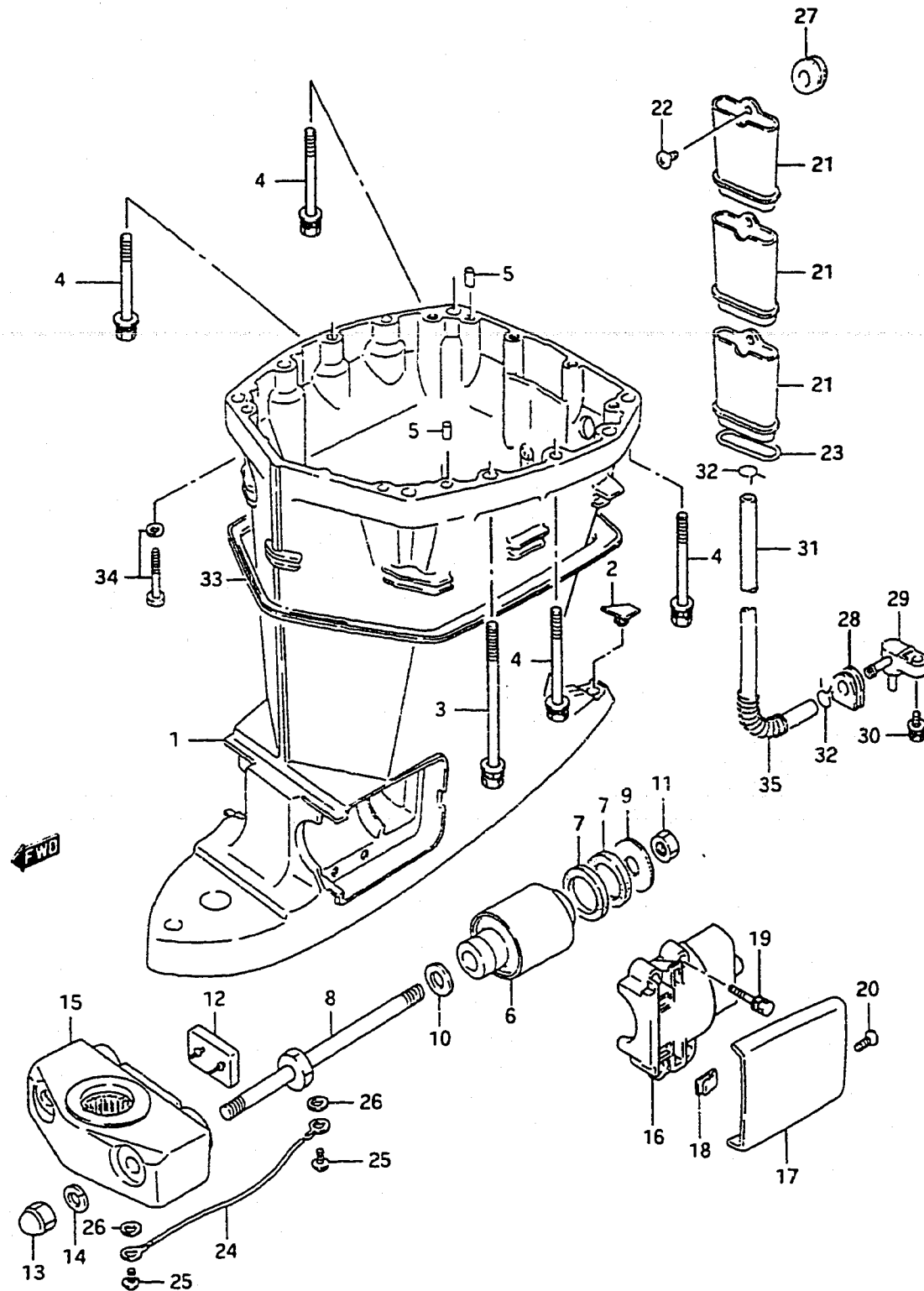
FIG.75



REF.NO.	PART NO.	DESCRIPTION	Q'TY	REMARKS
1-1	52111-87D05-0ED	HOUSING, DRIVE SHAFT (L)	1	
1-2	52111-87D15-0ED	HOUSING, DRIVE SHAFT (X)	1	
2	52115-87D01	CAP	1	
3	09118-10039	BOLT (L:130)	6	
4	09118-10050	BOLT (L:90)	4	
5	09202-08006	PIN	2	
6	54160-87D10	MOUNTING, LOWER	2	
7	54165-87D00	DAMPER, REVERSE STOPPER LOWER	4	
8-1	54166-87X00	BOLT, LOWER MOUNTING	2	
8-2	54166-87X00	BOLT, LOWER MOUNTING	2	DT225:~131061
8-3	54166-87D10	BOLT, LOWER MOUNTING	2	DT150:131074~ DT175:131046~ DT150S DT200:131154~ DT225:131062~
9	09160-14039	WASHER	2	
10	09160-14040	WASHER	2	
11	09140-14030	NUT	2	
12	54151-87D00	MOUNTING, LOWER THRUST	1	
13	09145-14001	NUT	2	
14	09162-14004	LOCK WASHER (14.2X24.5X3.50)	2	
15-1	54200-87811-0ED	BRACKET SET, LOWER MOUNTING	1	
15-2	54211-87D02-0ED	BRACKET, LOWER MOUNTING	1	DT150(S):131074~ DT175:131046~ DT200(S):131154~ DT225:131062~
16	54221-87D01-0ED	COVER, LOWER MOUNTING	2	
17-1	54222-87D00-0ED	CAP, LOWER MOUNT COVER	2	
17-2	54222-87D00-35J	CAP, LOWER MOUNT COVER	2	

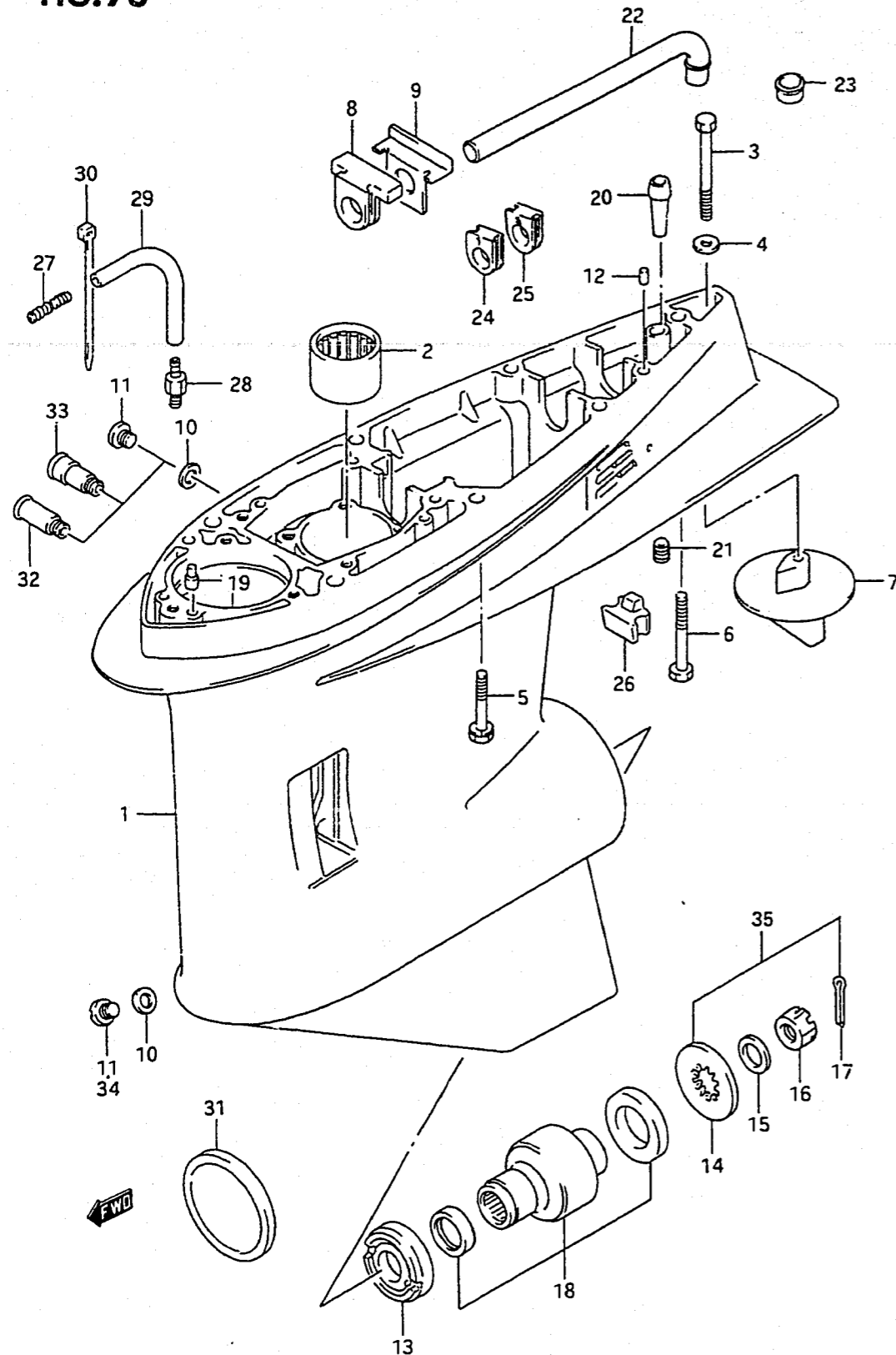
COLOR : 0ED (GRAY)
35J (GOLD)

FIG.75



REF.NO.	PART NO.	DESCRIPTION	Q'TY	REMARKS
18	54223-87D01	SPRING	4	
19	09117-08056	BOLT (L:40)	8	
20	09126-06008	SCREW	2	
21	52123-87D00	TUBE, OVER FLOW	3	
22	09125-06069	SCREW	1	
23	09280-45004	O RING (D:2.4 ID:44.7)	1	
24	36895-87D01	LEAD, BRACKET TO HOUSING	1	
25	09125-06063	SCREW, LEAD	1	
26	09161-06120	WASHER	1	
27	52341-87D00	GROMMET, DRAIN HOSE NO.1	1	
28	52342-87D00	GROMMET, DRAIN HOSE NO.2	1	
29	52343-87D01	CONNECTOR, DRAIN HOSE	1	
30	09118-06093	BOLT (6X25)	1	
31-1	09355-70125-600	HOSE (L) (7X12X600)	1	L:600→530
31-2	09355-70125-00B	HOSE (X) (7X12X2000)	1	L:2000→660
32	09401-11403	CLIP	2	
33	61134-87D00	SEAL, ENGINE HOLDER COVER	1	
34	09117-08038	BOLT	2	
35	09440-13048	SPRING, HOSE COVER	1	

FIG.76



REF.NO.	PART NO.	DESCRIPTION	Q'TY	REMARKS
1-1	55110-87D10-02M	CASE ASSY, GEAR (SILVER)	1	150:~704231 175:~701498 200:~705321 →55110-87D20-0ED USED WITH 56122-87D01, 56122-87D20,57632-87D31, 57633-87D30
1-2	55110-87D12-02M	CASE ASSY, GEAR (SILVER)	1	150:704232~ 175:701499~ 200:705322~ →55110-87D20-0ED USED WITH 56122-87D20, 57632-7D31,57633-87D30
1-3	55110-87D12-0ED	CASE ASSY, GEAR (GRAY)	1	150:704232~ 175:701499~ 200:705322~ →55110-87D20-0ED USED WITH 56122-87D20 57632-87D31,57633-87D30
1-4	55110-87D20-0ED	CASE ASSY, GEAR (GRAY)	1	MODEL:90-00
2	09263-28026	.BEARING, PINION	1	
3	09100-10253	BOLT	1	
4	09160-10082	WASHER	1	
5	09117-10038	BOLT (L:55)	6	
6	09117-10039	BOLT (L:80)	1	
7	55125-87D10	TRIM TAB	1	
8-1	55332-87D00	RUBBER, EXHAUST SEAL	1	DT150/175/200/200A/200S DT200EF1/225/150EF1
8-2	55332-87D10	RUBBER, EXHAUST SEAL	1	DT150S
9-1	55333-87D02	PLATE, EXHAUST SEAL	1	DT150/175/200/200A/200S DT200EF1/225/150EF1
9-2	55333-87D10	PLATE, EXHAUST SEAL	1	DT150S
10	09168-10022	GASKET	2	
11-1	09248-10008	PL'JG, DRAIN	2	
11-2	09248-10008	PLUG, DRAIN	1	MODEL:95-00
12	09202-08006	PIN	2	
13-1	57632-87D00	STOPPER (OD:61,T:22)	1	MODEL:87-89
13-2	57632-87D31	STOPPER (OD:61,T:24)	1	MODEL:90-00
13-3	57632-87D10	STOPPER (OD:61,T:24)	1	OPT

REFER TO FIG.76A(1-J-4) FOR DT150G/200G/200SG/225G,COUNTER ROTATION

FIG.76

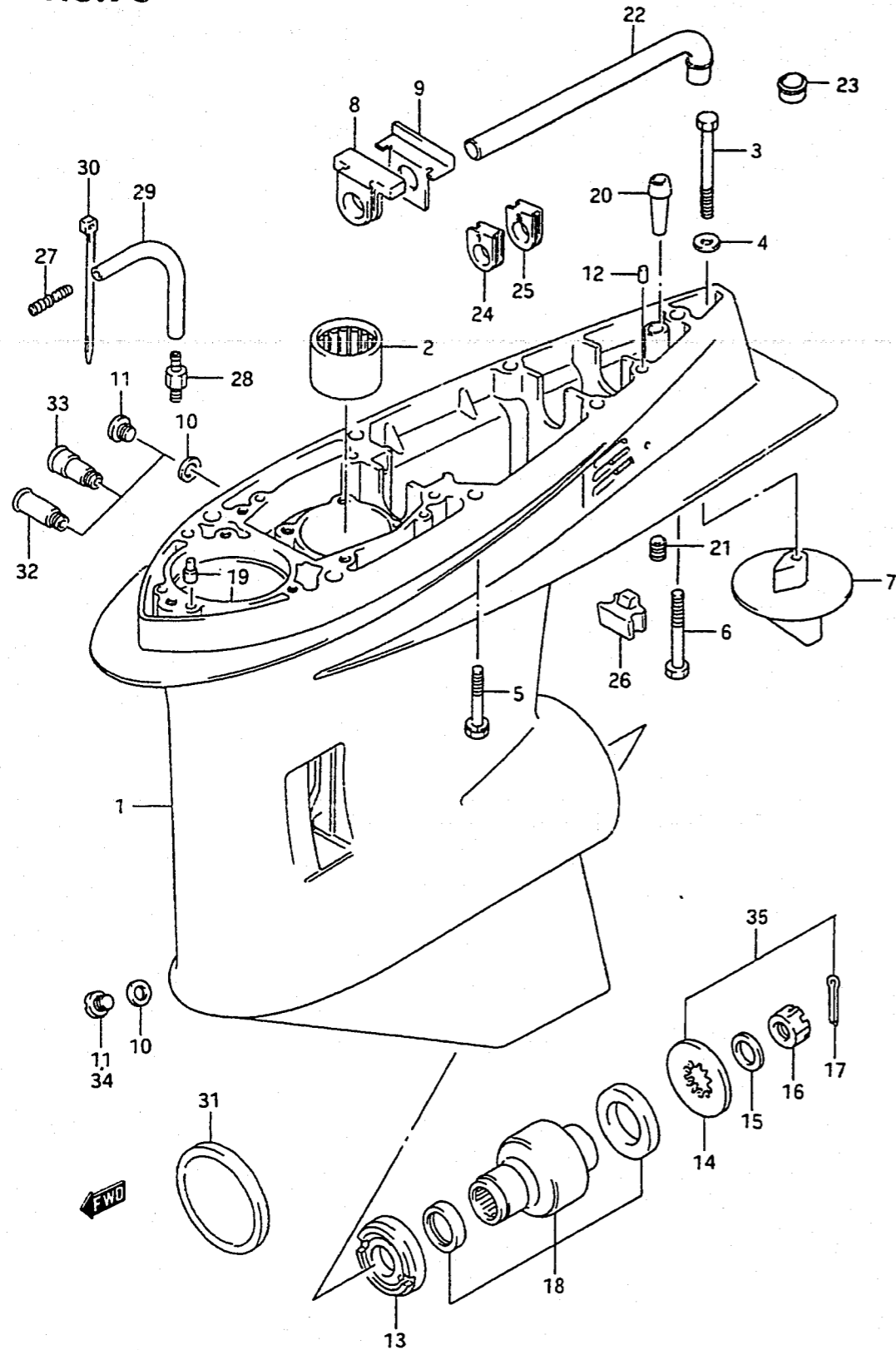


FIG.76 (1-J-3)

GEAR CASE (DT150/150S/175/200/200S/225/200EFI/150EFI)

REF.NO.	PART NO.	DESCRIPTION	Q'TY	REMARKS
14-1	57633-87D00	SPACER (OD:63,T:8)	1	MODEL:87~89
14-2	57633-87D30	SPACER (OD:63,T:6)	1	MODEL:90~00
14-3	57633-87D10	SPACER (OD:50,T:22.2)	1	OPT
15	09160-18028	WASHER	1	
16	09141-18005	NUT	1	
17	09204-03003	COTTER PIN	1	
18	58105-87D11	BUSHING SET, PROPELLER	1	OPT
19	09209-08019	PIN	1	
20	55118-87D00	GROMMET, GEAR CASE	1	
21	55119-87D10	PIPE, WATER DRAIN	1	
22-1	17521-87D00	TUBE, WATER SUB	1	150:~801775 175:~805505 200:~806798
22-2	17521-87D02	TUBE, WATER SUB	1	150:801776~ 175:805506~ 200:806799~
23	17565-87D01	BUSH, SUB WATER TUBE	1	
24-1	17566-87D00	GROMMET, SUB WATER TUBE	1	DT150/175/200/200A/200S
24-2	17566-87D10	GROMMET, GEAR CASE NO.1	1	DT150S
25-1	17567-87D00	GROMMET, SUB WATER TUBE	1	DT150/175/200/200A/200S
25-2	17567-87D10	GROMMET, GEAR CASE NO.2	1	DT150S
26	55116-87D01	PLUG, GEAR CASE	1	OPT
27	55127-87D00	UNION, SPEEDOMETER HOSE	1	
28	09362-09008	NIPPLE	1	
29-1	09355-40805-600	HOSE (4X8X600)	1	L TYPE,L:600→70
29-2	09355-40805-600	HOSE (4X8X600)	1	X TYPE,L:600→160
29-3	09355-40805-00B	HOSE (4X8X2000)	1	L:2000→890 MODEL:95~00
30	09407-14407	CLAMP	3	
31	58161-87D01	SEAL RING, PROPELLER	1	OPT
32	55181-95200	ATTACHMENT, FLUSH HOSE	1	OPT
33	55182-95200	ATTACHMENT, FLUSH HOSE	1	OPT
34	55128-87D00	PLUG, DRAIN	1	MODEL:95~00
35	57630-92E00	KIT, PROPELLER NUT	1	OPT
36	25700-87D00	KIT, GEAR CASE RE-SEALING	1	OPT,NOT SHOWN

FIG.76A

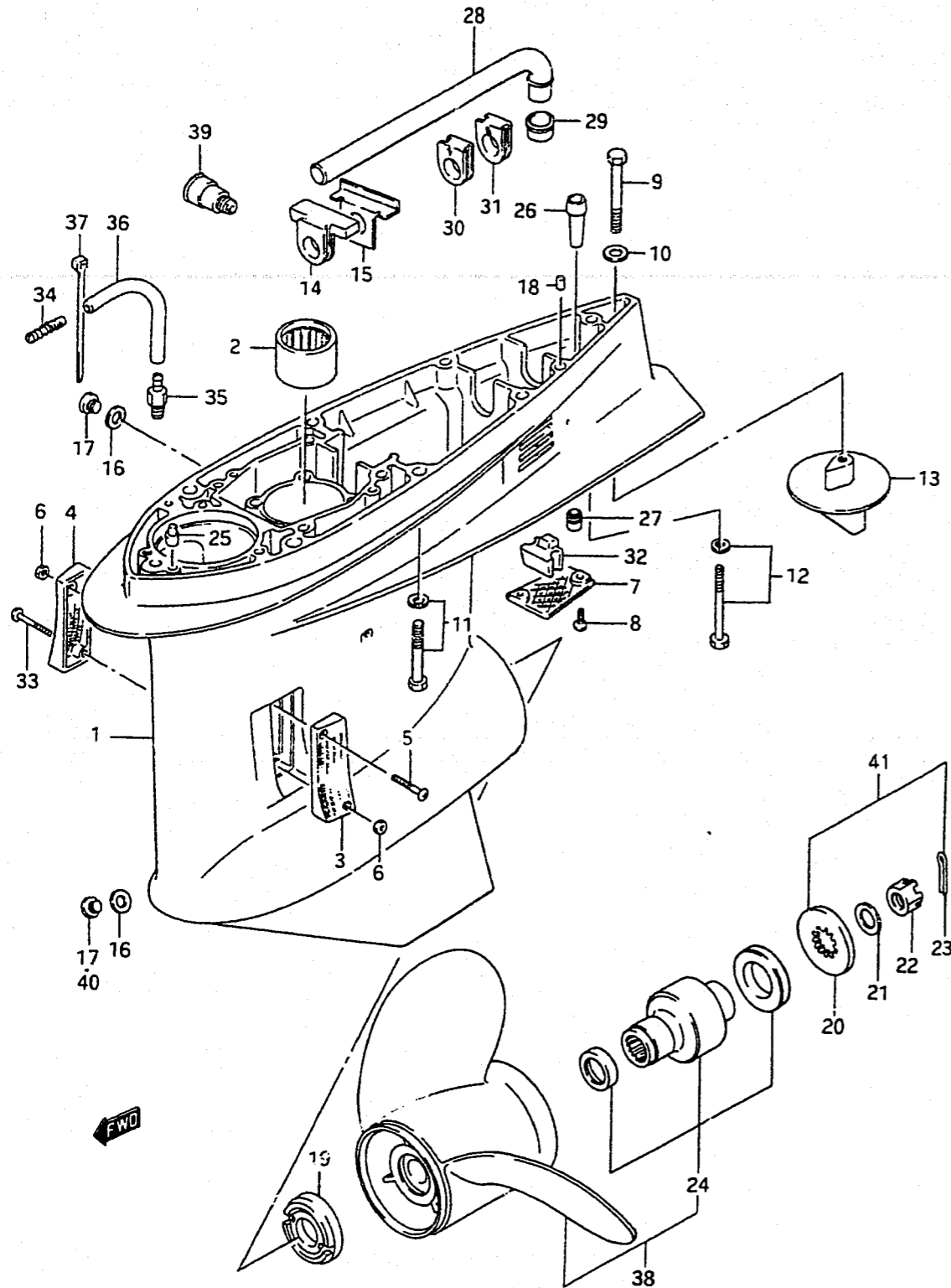


FIG.76A(1-J- 4)

GEAR CASE (DT150G/200G/200SG/200GEFI/150GEFI/225G,COUNTER

REF.NO.	PART NO.	DESCRIPTION	Q'TY	REMARKS
1	55110-88D00-0ED	CASE ASSY, GEAR (GRAY)	1	
2	09263-28026	BEARING, PINION	1	
3-1	17631-87D03	FILTER, WATER PORT SIDE	1	→17630-87D10
3-2	17631-87D04	FILTER, WATER PORT SIDE	1	MODEL:94-95 →17630-87D10
3-3	17631-87D10	FILTER, WATER PORT SIDE	1	MODEL:96-00
4-1	17632-87D03	FILTER, WATER STBD SIDE	1	→17630-87D10
4-2	17632-87D04	FILTER, WATER STBD SIDE	1	MODEL:94-96 →17630-87D10
4-3	17632-87D10	FILTER, WATER STBD SIDE	1	MODEL:96-00
5-1	09125-04018	SCREW (L:35)	1	
5-2	09125-04029	SCREW (L:50)	1	MODEL:94-95
5-3	03142-04253	SCREW	1	MODEL:96-00
6	09140-04007	NUT	2	
7	17635-87D01	FILTER, WATER SUB	1	
8	09125-05046	SCREW	2	
9	09100-10253	BOLT, TRIM TAB (10X65)	1	
10	09160-10082	WASHER, TRIM TAB	1	
11	09117-10038	BOLT, GEAR CASE (10X55)	6	
12	09117-10039	BOLT, GEAR CASE (10X80)	1	
13	55125-87D10	TRIM TAB	1	
14	55332-87D00	RUBBER, EXHAUST SEAL	1	
15	55333-87D02	PLATE, EXHAUST SEAL	1	
16	09168-10022	GASKET, DRAIN PLUG	2	
17-1	09248-10008	PLUG, DRAIN	2	
17-2	09248-10008	PLUG, DRAIN	1	MODEL:95-00
18	09202-08006	PIN, GEAR CASE KNOCK	2	
19	57632-87D31	STOPPER (61X24)	1	
20	57633-87D30	SPACER (T:6.0)	1	
21	09160-18019	WASHER, PROP NUT	1	
22	09141-18005	NUT, PROP	1	
23	09204-03003	COTTER PIN, PROP	1	

FIG.76A

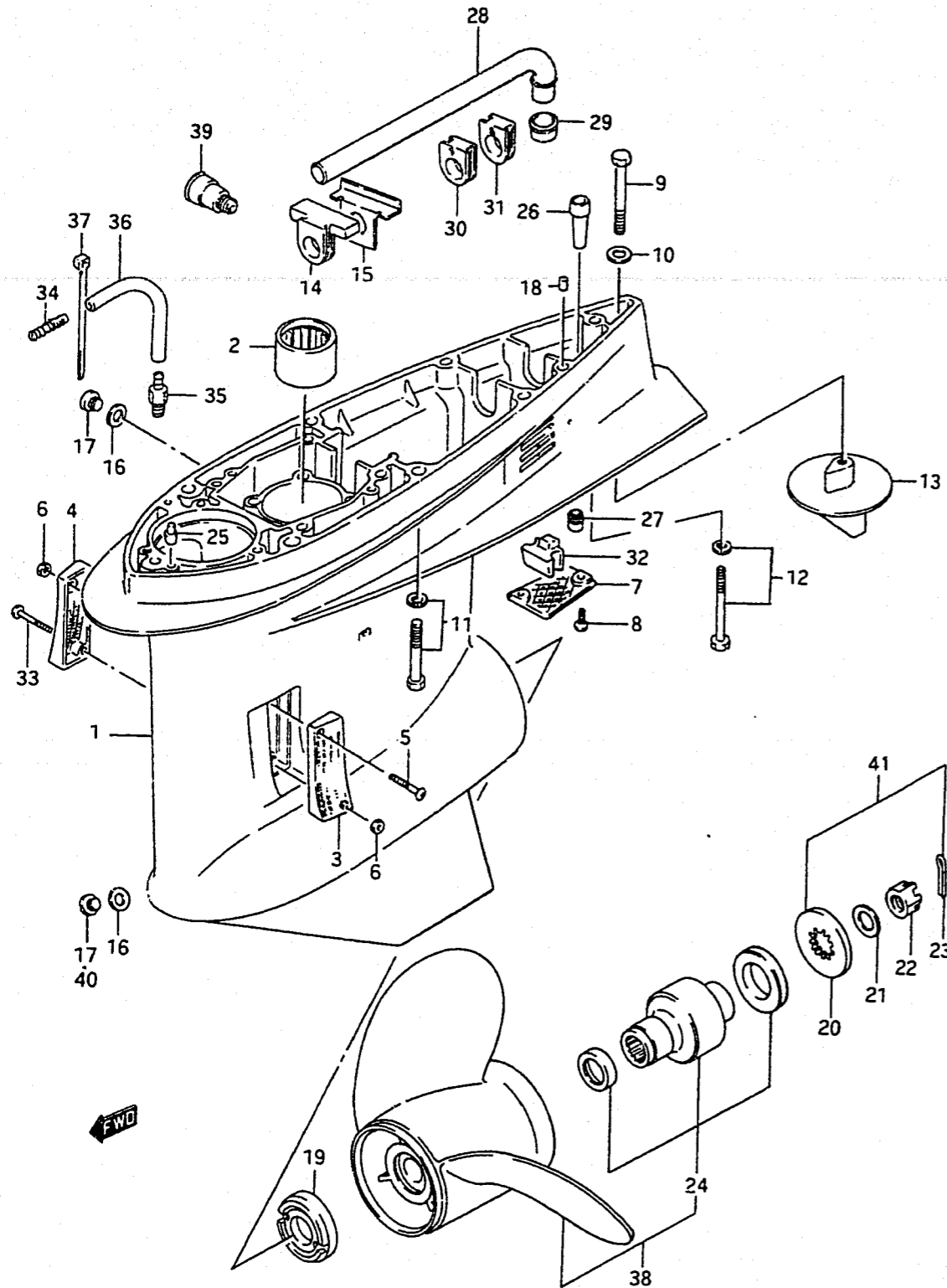


FIG.76A(1-J-5)

GEAR CASE (DT150G/200G/200SG/200GEFI/150GEFI/225G,COUNTER

REF.NO.	PART NO.	DESCRIPTION	Q'TY	REMARKS
24	58105-87D11	BUSHING SET, PROPELLER	1	
25	09209-08019	PIN	1	
26	55118-87D00	GROMMET, GEAR CASE	1	
27	55119-87D10	PIPE, WATER DRAIN	1	
28	17521-87D02	TUBE, WATER SUB	1	
29	17565-87D01	BUSH, SUB WATER TUBE	1	
30	17566-87D00	GROMMET, SUB WATER TUBE	1	
31	17567-87D00	GROMMET, SUB WATER TUBE	1	
32	55116-87D01	PLUG, GEAR CASE	1	OPT
33-1	09125-04020	SCREW (L:50)	1	
33-2	09125-04029	SCREW (L:55)	1	MODEL:94,95
33-3	03142-04253	SCREW	1	MODEL:96-00
34	55127-87D00	UNION, SPEEDOMETER HOSE	1	
35	09362-09008	NIPPLE, SPEEDOMETER	1	
36-1	09355-40805-600	HOSE (4X8X600)	1	TYPE:X,L:600→160
36-2	09355-40805-00B	HOSE (4X8X2000)	1	MODEL:94-00 TYPE:X,L:2000→890
37	09407-14407	CLAMP, SPEEDOMETER HOSE	3	
38-1	58200-88D51	PROPELLER (3X14-1/4X18)	1	
38-2	58200-88D61	PROPELLER (3X14-1/4X20)	1	
38-3	58200-88D71	PROPELLER (3X14-1/4X22)	1	
38-4	58200-88D81	PROPELLER (3X14-1/4X24)	1	
38-5	58200-88D91	PROPELLER (3X14-1/4X26)	1	
39	55182-95200	ATTACHMENT, FLUSH HOSE	1	OPT
40	55128-87D00	PLUG, DRAIN	1	MODEL:95-00
41	57630-92E00	KIT, PROPELLER NUT	1	OPT
42	25700-87D00	KIT, GEAR CASE RE-SEALING	1	OPT,NOT SHOWN

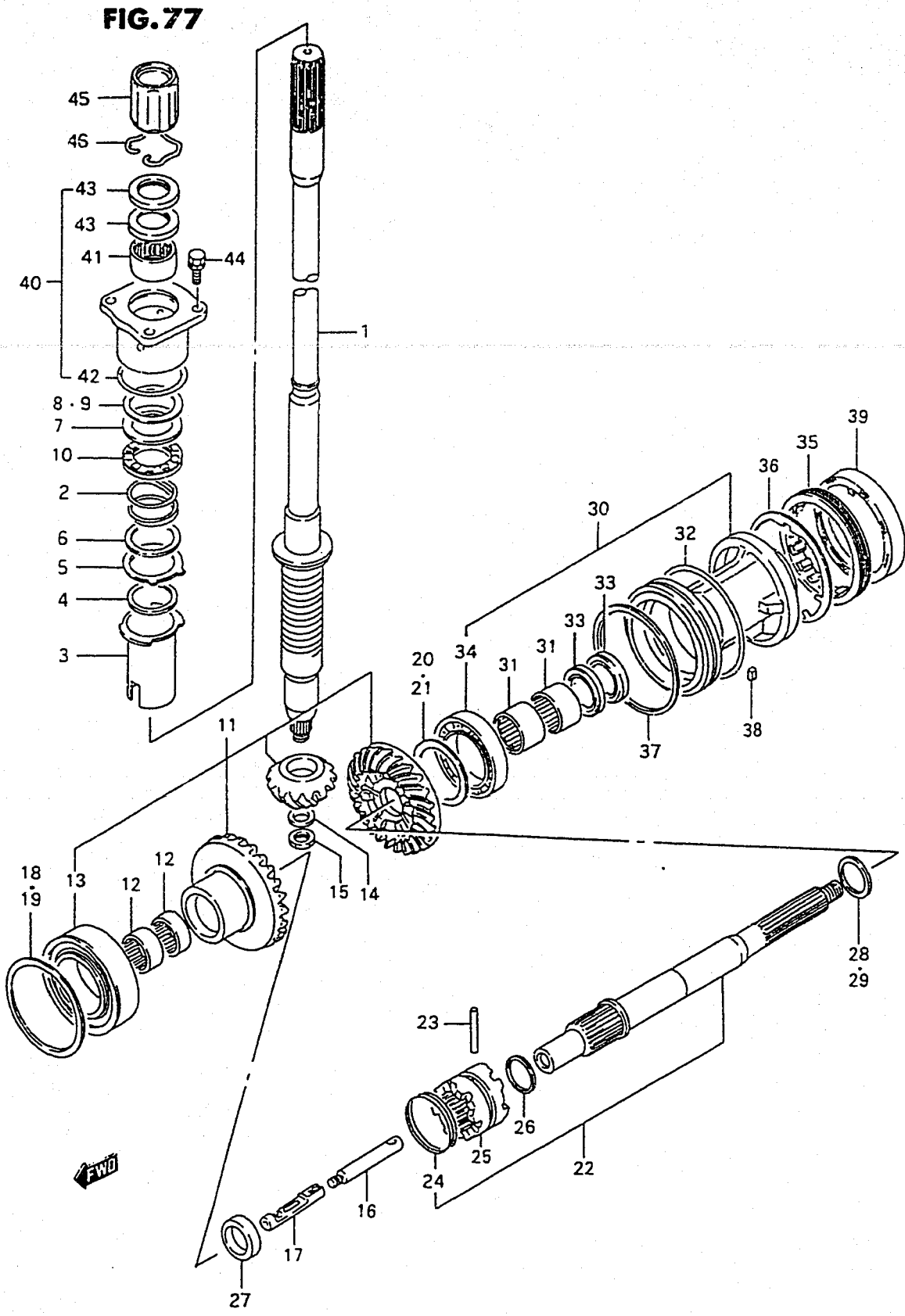
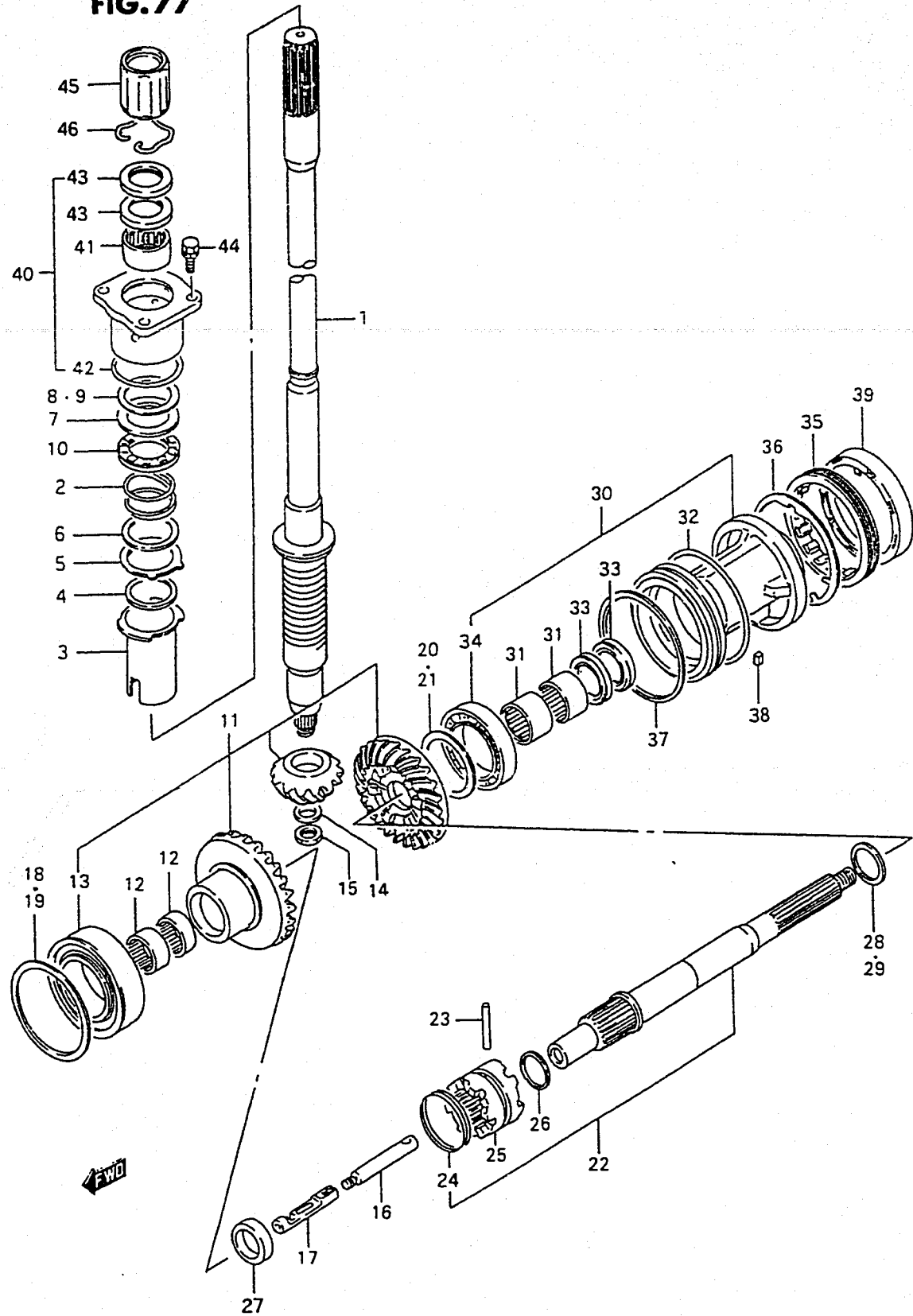


FIG.77

REF.NO.	PART NO.	DESCRIPTION	Q'TY	REMARKS
1-1	57110-87D00	SHAFT ASSY, DRIVE (L)	1	
1-2	57110-87D10	SHAFT ASSY, DRIVE (X)	1	
2	09440-42001	SPRING, DRIVE SHAFT	1	
3	57133-87D01	COLLAR, DRIVE SHAFT	1	
4	57134-87D10	PROTECTOR	1	
5	09166-37001	THRUST WASHER (32X50X2)	1	
6	09160-36007	THRUST WASHER (32X47X2)	1	
7	09160-32005	THRUST WASHER (32X52X4.25)	1	
8	57500-87813	SHIM SET, DRIVE SHAFT	1	
9-1	09181-37002	.SHIM (T:0.65)	1	37.0X52.0
9-2	09181-38160	.SHIM (T:0.70)	1	
9-3	09181-38161	.SHIM (T:0.75)	1	
9-4	09181-38162	.SHIM (T:0.80)	1	
9-5	09181-38163	.SHIM (T:0.85)	1	
9-6	09181-38164	.SHIM (T:0.90)	1	
9-7	09181-38165	.SHIM (T:0.95)	1	
9-8	09181-38166	.SHIM (T:1.00)	1	
9-9	09181-38169	.SHIM (T:1.05)	1	
9-10	09181-38172	.SHIM (T:1.10)	1	
9-11	09181-38174	.SHIM (T:1.15)	1	
10	09263-30046	BEARING (30X52X7.5)	1	
11-1	57300-87841	PINION/GEAR SET	1	DT150S
11-2	57300-87815	PINION/GEAR SET	1	
12	09263-25052	.BEARING, FORWARD	2	25X32X16
13	09265-50001	.BEARING, FORWARD GEAR	1	50X90X32
14	08221-16256	WASHER	1	DT150S
15-1	09140-16021	NUT	1	DT150S
15-2	09140-16026	NUT	1	
16-1	57631-87D01	PIN, CONNECTOR	1	MODEL:87,88
16-2	57631-87D10	PIN, CONNECTOR	1	MODEL:89-00 INC 57600-87D11

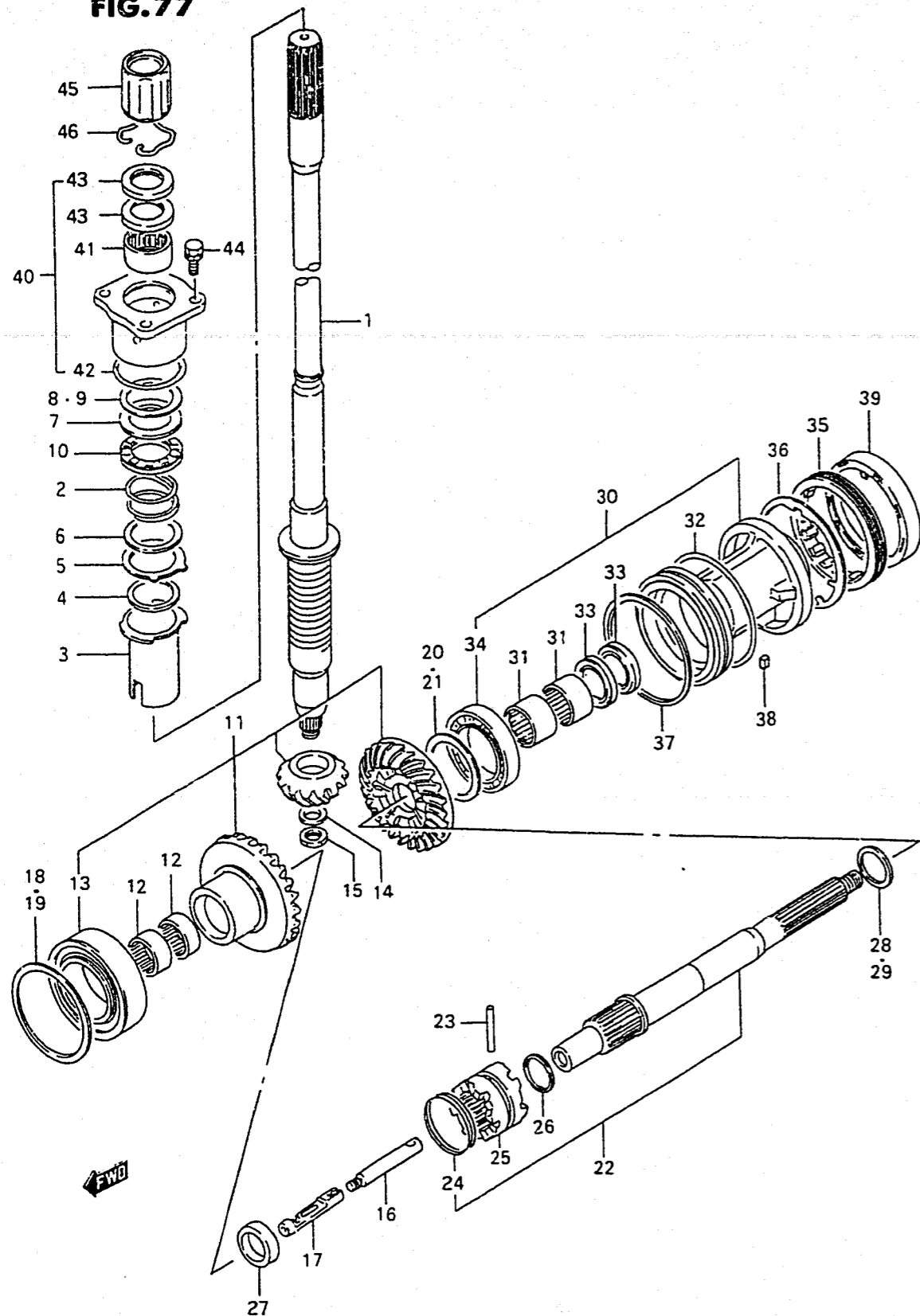
REFER TO FIG.78 (1-J-9) :
FOR DT150G/200G/200SG/200GEF1/225G,COUNTER ROTATIO

FIG.77



REF.NO.	PART NO.	DESCRIPTION	Q'TY	REMARKS
17-1	25321-87D02	SLIDER, SHIFT HORIZONTAL	1	MODEL:87,88
17-2	25321-87E01	SLIDER, SHIFT HORIZONTAL	1	MODEL:89-00
18	57500-87842	FORWARD GEAR SHIM SET	1	
19-1	09181-77003	.SHIM (T:0.50)	1	77X90
19-2	09181-77004	.SHIM (T:0.55)	1	77X90
19-3	09181-77005	.SHIM (T:0.60)	1	77X90
19-4	09181-77006	.SHIM (T:0.65)	1	77X90
19-5	09181-77007	.SHIM (T:0.70)	1	77X90
19-6	09181-77008	.SHIM (T:0.75)	1	77X90
19-7	09181-77009	.SHIM (T:0.80)	1	77X90
19-8	09181-77010	.SHIM (T:0.85)	1	77X90
19-9	09181-77011	.SHIM (T:0.90)	1	77X90
19-10	09181-77012	.SHIM (T:0.95)	1	77X90
19-11	09181-77013	.SHIM (T:1.00)	1	77X90
19-12	09181-77014	.SHIM (T:1.05)	1	77X90
19-13	09181-77015	.SHIM (T:1.10)	1	77X90
20	57500-87852	REVERSE GEAR SHIM SET	1	
21-1	09181-50013	.SHIM (T:1.0)	1	50X62
21-2	09181-50012	.SHIM (T:1.1)	1	50X62
21-3	09181-50005	.SHIM (T:1.2)	1	50X62
21-4	09181-50006	.SHIM (T:1.3)	1	50X62
21-5	09181-50007	.SHIM (T:1.4)	1	50X62
21-6	09181-50008	.SHIM (T:1.5)	1	50X62
21-7	09181-50009	.SHIM (T:1.6)	1	50X62
21-8	09181-50010	.SHIM (T:1.7)	1	50X62
22-1	57600-87D01	SHAFT ASSY, PROPELLER	1	→57600-87D11 USED WITH 57631-87D01
22-2	57600-87D12	SHAFT ASSY, PROPELLER	1	MODEL:89-00
23	09202-08007	.PIN	1	
24	09440-52003	.SPRING	1	
25	57621-87D02	.SHIFTER, CLUTCH DOG	1	
26	09380-35002	.STOPPER	1	
27	09180-25082	STOPPER	1	

FIG.77



REF.NO.	PART NO.	DESCRIPTION	Q'TY	REMARKS
28	57500-87860	REVERSE PROP SHAFT WASHER SET	1	
29-1	09160-30035	.THRUST WASHER (T:1.5)	1	30X38
29-2	09160-30036	.THRUST WASHER (T:1.7)	1	30X38
29-3	09160-30037	.THRUST WASHER (T:1.9)	1	30X38
29-4	09160-30038	.THRUST WASHER (T:2.1)	1	30X38
29-5	08211-30384	.THRUST WASHER (T:2.2)	1	30X38
29-6	09160-30039	.THRUST WASHER (T:2.3)	1	30X38
29-7	09160-30041	.THRUST WASHER (T:2.4)	1	30X38
29-8	08211-30385	.THRUST WASHER (T:2.5)	1	30X38
29-9	09160-30042	.THRUST WASHER (T:2.6)	1	30X38
29-10	09160-30043	.THRUST WASHER (T:2.7)	1	30X38
29-11	09160-30044	.THRUST WASHER (T:2.8)	1	30X38
29-12	09160-30045	.THRUST WASHER (T:2.9)	1	30X38
30	56120-87D02	HOUSING, PROPELLER SHAFT	1	
31	09263-30023	.BEARING (30X40X25)	2	
32	09280-00021	.O RING (ID:101,D:3.5)	1	
33	09282-30006	.OIL SEAL (30X45X6)	2	
34	08113-60100	.BEARING	1	
35-1	56122-87D01	STOPPER	1	MODEL:87-90
35-2	56122-87D20	STOPPER	1	MODEL:90-00
36	56123-87D00	WASHER	1	
37	09160-00001	SPACER (D:110,T:2)	1	
38	09421-04008	KEY	1	
39	58161-87D01	SEAL RING, PROPELLER	1	OPT
40	56130-87D00	HOUSING, DRIVE SHAFT BEARING	1	
41	09263-30022	.BEARING, DRIVE SHAFT	1	
42	09280-55002	.O RING	1	
43	09282-24004	.OIL SEAL	2	
44	09117-08057	BOLT (L:25)	4	
45	57130-87D01	BUSHING, DRIVE SHAFT (X)	1	
46	09387-38002	RING (X)	1	

FIG.78

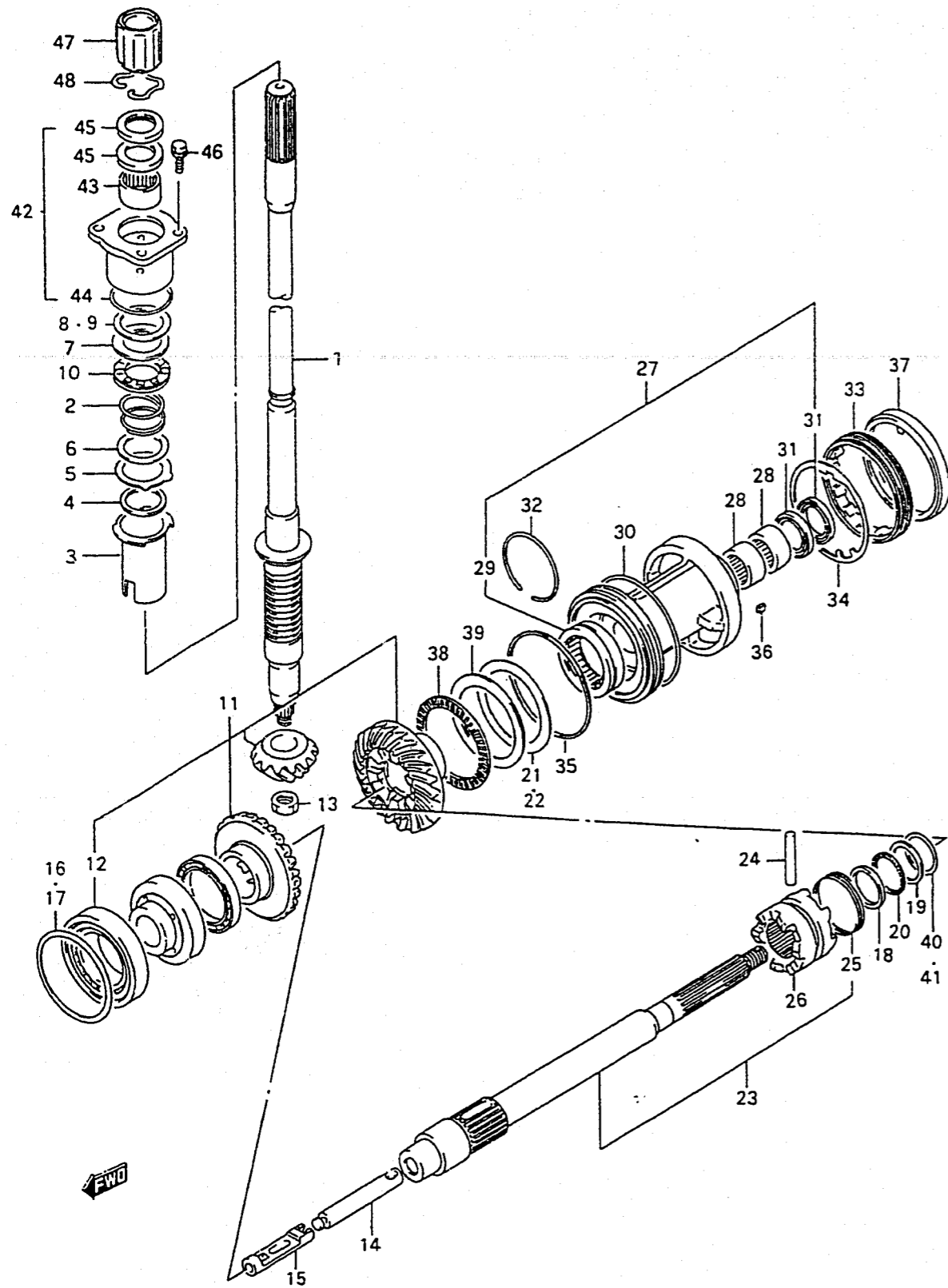


FIG.78 (1-J-9)

TRANSMISSION (DT150G/200G/200SG/200GEFI/225G,COUNTER ROTATION)

REF.NO.	PART NO.	DESCRIPTION	Q'TY	REMARKS
1	57110-87D10	SHAFT ASSY, DRIVE (X)	1	
2	09440-42001	SPRING, DRIVE SHAFT	1	
3	57133-87D01	COLLER, DRIVE SHAFT	1	
4	57134-87D10	PROTECTOR	1	
5	09166-37001	THRUST WASHER (32X50X2)	1	
6	09160-36007	THRUST WASHER (32X47X2)	1	
7	09160-32005	THRUST WASHER (32X52X4.25)	1	
8	57500-87813	PINION SHIM SET NO.1	1	
9-1	09181-37002	.SHIM (T:0.65)	1	37.0X52.0
9-2	09181-38160	.SHIM (T:0.70)	1	37.0X52.0
9-3	09181-38161	.SHIM (T:0.75)	1	37.0X52.0
9-4	09181-38162	.SHIM (T:0.80)	1	37.0X52.0
9-5	09181-38163	.SHIM (T:0.85)	1	37.0X52.0
9-6	09181-38164	.SHIM (T:0.90)	1	37.0X52.0
9-7	09181-38165	.SHIM (T:0.95)	1	37.0X52.0
9-8	09181-38166	.SHIM (T:1.00)	1	37.0X52.0
9-9	09181-38169	.SHIM (T:1.05)	1	37.0X52.0
9-10	09181-38172	.SHIM (T:1.10)	1	37.0X52.0
9-11	09181-38174	.SHIM (T:1.15)	1	37.0X52.0
10	09263-30046	BEARING	1	
11	57300-87831	PINION/GEAR SET	1	
12	09265-50002	.BEARING, PROP SHAFT FWD	1	
13	09140-16026	NUT, PINION	1	
14	57631-87D10	PIN, CONNECTOR	1	INC 57600-88D01
15	25321-87E01	SLIDER, SHIFT HORIZONTAL	1	
16	57500-87842	SHIM SET, REVERSE	1	
17-1	09181-77003	.SHIM (T:0.50)	1	77X90
17-2	09181-77004	.SHIM (T:0.55)	1	77X90
17-3	09181-77005	.SHIM (T:0.60)	1	77X90
17-4	09181-77006	.SHIM (T:0.65)	1	77X90
17-5	09181-77007	.SHIM (T:0.70)	1	77X90
17-6	09181-77008	.SHIM (T:0.75)	1	77X90
17-7	09181-77009	.SHIM (T:0.80)	1	77X90
17-8	09181-77010	.SHIM (T:0.85)	1	77X90
17-9	09181-77011	.SHIM (T:0.90)	1	77X90

FIG.78

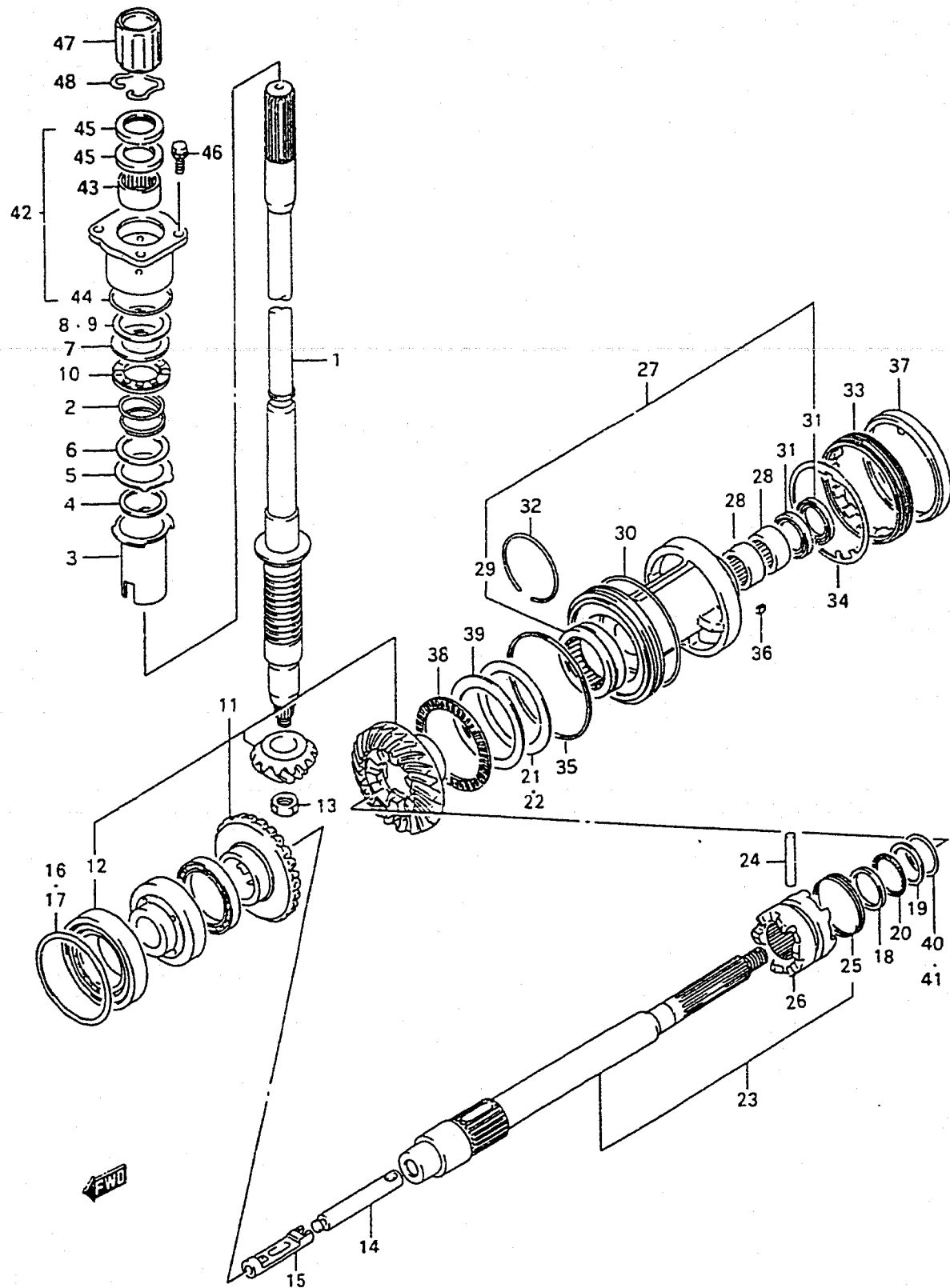
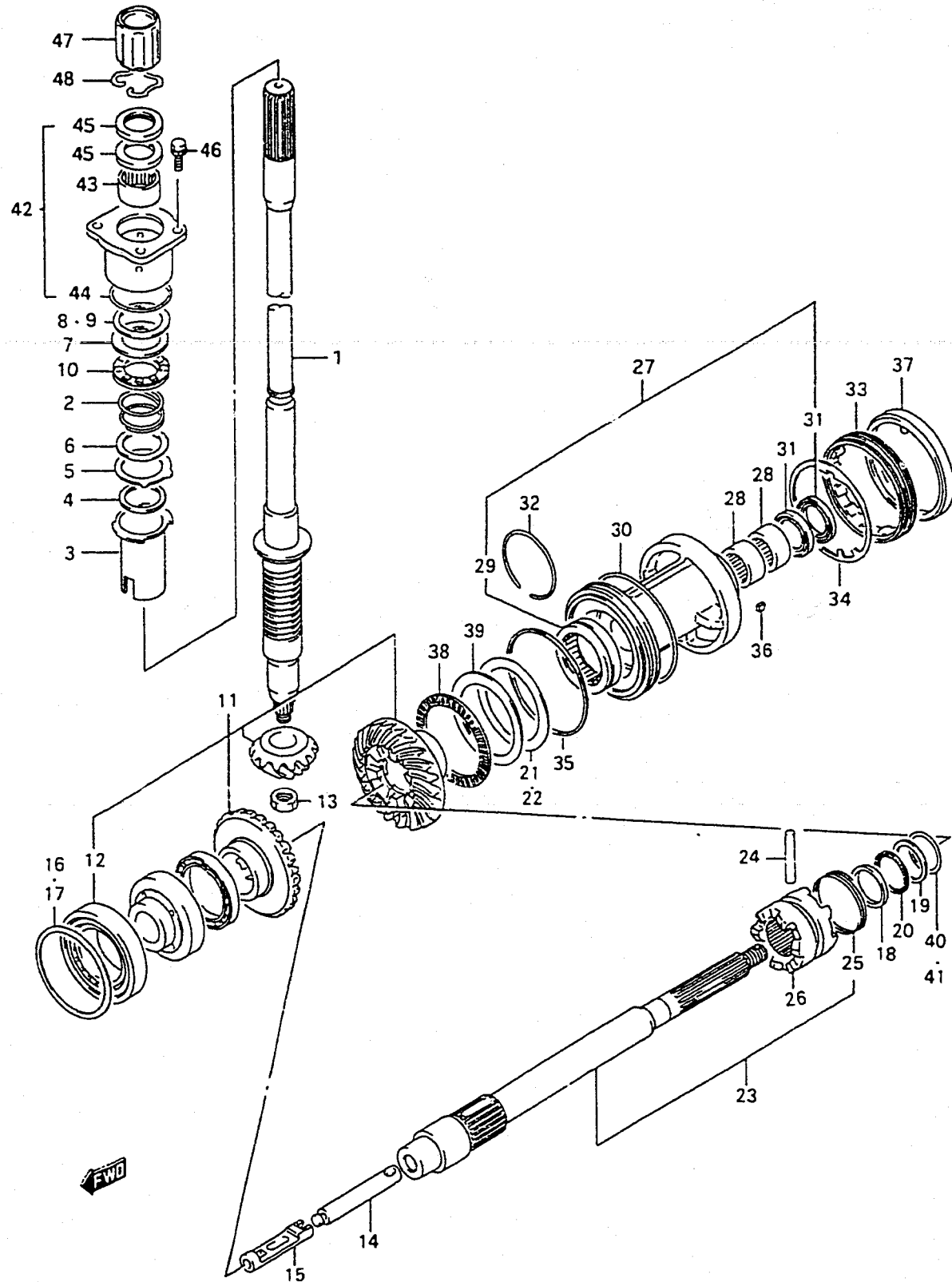


FIG.78 (1-J-10)

TRANSMISSION (DT150G/200G/200SG/200GEFI/225G,COUNTER ROTATION)

REF.NO.	PART NO.	DESCRIPTION	Q'TY	REMARKS
17-10	09181-77012	.SHIM (T:0.95)	1	77X90
17-11	09181-77013	.SHIM (T:1.00)	1	77X90
17-12	09181-77014	.SHIM (T:1.05)	1	77X90
17-13	09181-77015	.SHIM (T:1.10)	1	77X90
18	09160-30047	STOPPER, CLUTCH DOG FWD	1	
19	09160-31007	WASHER, PROP SHAFT BRG	1	
20	09263-30037	BEARING, PROP SHAFT REV	1	
21	57500-92812	SHIM SET, FORWARD	1	
22-1	09181-70008	.SHIM (T:0.55)	1	
22-2	09181-70006	.SHIM (T:0.60)	1	
22-3	09181-70009	.SHIM (T:0.65)	1	
22-4	09181-70001	.SHIM (T:0.70)	1	
22-5	09181-70010	.SHIM (T:0.75)	1	
22-6	09181-70002	.SHIM (T:0.80)	1	
22-7	09181-70011	.SHIM (T:0.85)	1	
22-8	09181-70003	.SHIM (T:0.90)	1	
22-9	09181-70012	.SHIM (T:0.95)	1	
22-10	09181-70004	.SHIM (T:1.00)	1	
22-11	09181-70013	.SHIM (T:1.05)	1	
22-12	09181-70014	.SHIM (T:1.10)	1	
23	57600-88D02	SHAFT ASSY, PROPELLER	1	
24	09202-08007	.PIN, CLUTCH DOG	1	
25	09440-52003	.SPRING, CLUTCH DOG	1	
26	57621-88D02	.SHIFTER, CLUTCH DOG	1	
27	56120-88D01	HOUSING, PROPELLER SHAFT	1	
28	09263-30040	.BEARING, PROP SHAFT	2	30X40X25
29	09263-50004	.BEARING, FORWARD GEAR	1	
30	09280-00021	.O RING (ID:1.1,D:3.5)	1	
31	09282-30006	.OIL SEAL (30X45X6)	2	
32	09381-70001	.RING, SNAP	1	MODEL:91-00
33	56122-87D20	STOPPER, PROP SHAFT	1	
34	56123-87D00	WASHER, PROP SHAFT	1	

FIG.78



REF.NO.	PART NO.	DESCRIPTION	Q'TY	REMARKS
35	09160-00002	SPACER, PROP BRG	1	ID:104,OD:110,T;2.0
36	09421-04008	KEY, PRCP SHAFT	1	
37	58161-87D01	SEAL RING, PROPELLER	1	OPT
38	09269-70001	BEARING, FWD GEAR THRUST	1	
39	09160-70003	WASHER, FWD GEAR THRUST	1	
40	57500-92821	WASHER SET, PROP	1	
41-1	09160-33008	.WASHER (T:1.5)	1	
41-2	09160-33009	.WASHER (T:2.0)	1	
41-3	09181-33001	.WASHER (T:1.5)	1	
41-4	09181-33002	.WASHER (T:0.60)	2	
41-5	09181-33003	.WASHER (T:0.65)	2	
41-6	09181-33004	.WASHER (T:0.70)	2	
41-7	09181-33005	.WASHER (T:0.75)	2	
41-8	09181-33006	.WASHER (T:0.80)	2	
41-9	09181-33007	.WASHER (T:0.85)	2	
41-10	09181-33008	.WASHER (T:0.90)	2	
41-11	09181-33009	.WASHER (T:0.95)	2	
41-12	09160-33003	.WASHER (T:1.00)	2	
41-13	09160-33004	.WASHER (T:1.05)	2	
41-14	09160-33005	.WASHER (T:1.10)	2	
41-15	09160-33006	.WASHER (T:1.15)	2	
42	56130-87D00	HOUSING, DRIVE SHAFT BEARING	1	
43	09263-30022	.BEARING, DRIVE SHAFT	1	
44	09280-55002	.O RING	1	
45	09282-24004	.OIL SEAL	2	
46	09117-08057	BOLT, DRIVE SHAFT BRG	4	
47	57130-87D01	BUSHING, DRIVE SHAFT (X)	1	
48	09387-38002	RING, DRIVE SHAFT (X)	1	

FIG.79

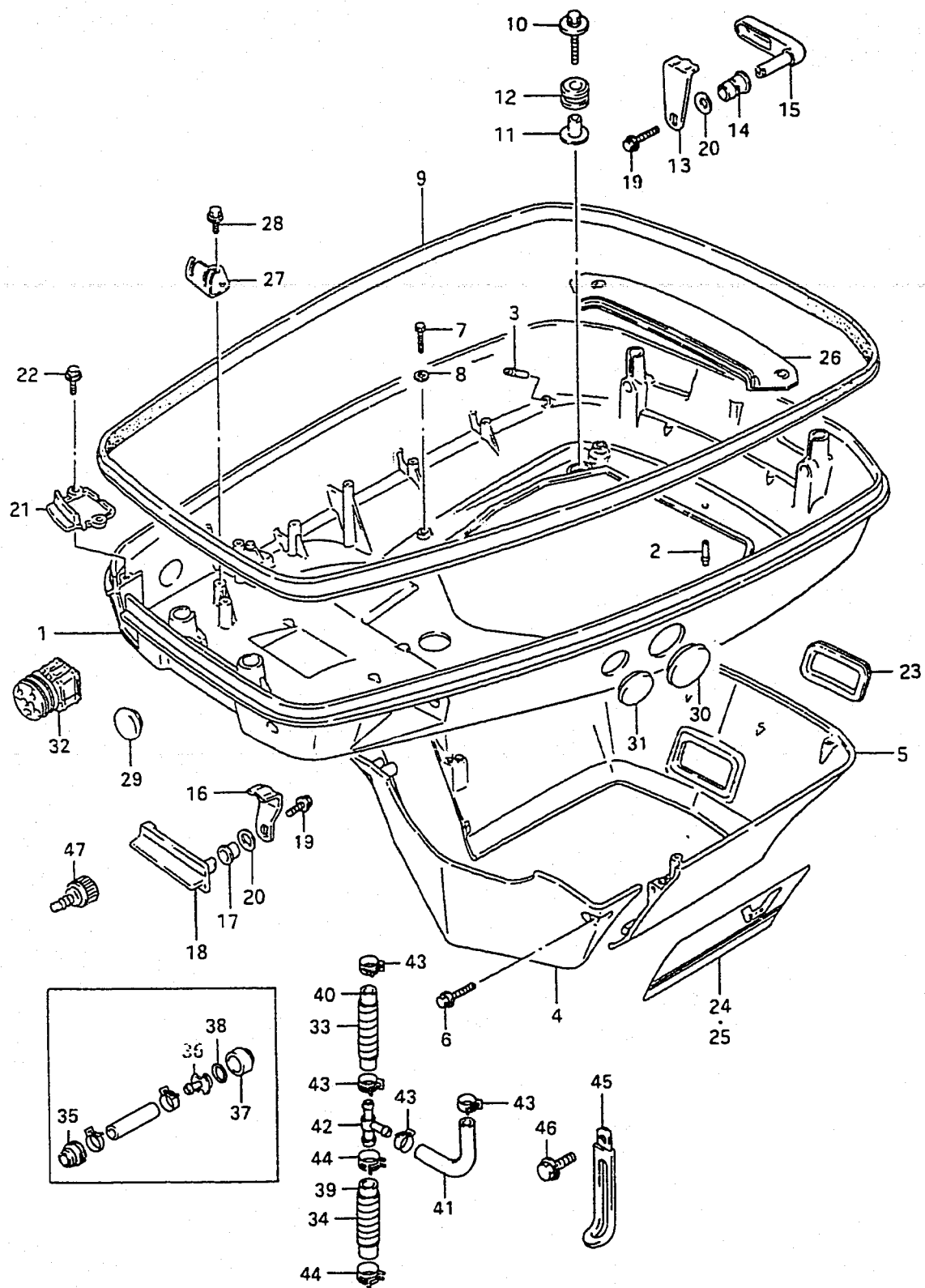


FIG.79 (1-K-2)

LOWER COVER

Q'TY

REF.NO.	PART NO.	DESCRIPTION	Q'TY	REMARKS
1-1	61110-87D02-02M	COVER, LOWER	1	MODEL:87,88 →61101-87D12-0ED USED WITH 09250-21003 09250-30003,09250-40002
1-2	61110-87D11-0ED	COVER, LOWER	1	MODEL:89-92 →61101-87D12-0ED USED WITH 09250-21003 09250-30003,09250-40002
1-3	61110-87D11-35J	COVER, LOWER	1	MODEL:87-92 →61101-87D12-0ED USED WITH 09250-21003, 09250-30003,09250-40002
1-4	61101-87D12-0ED	COVER SET, LOWER	1	MODEL:93-00
2	61155-87D00	.TUBE, WATER	1	
3	61155-94500	.TUBE, WATER	1	
4	61131-87D00-0ED	COVER, ENGINE HOLDER FRONT	1	
5	61141-87D00-0ED	COVER, ENGINE HOLDER REAR	1	
6-1	09116-06099	BOLT (L:35)	2	
6-2	09128-06072	BOLT (L:30)	2	MODEL:97-00
7-1	09100-06121	BOLT (L:30)	4	-MODEL:93
7-2	09128-06072	BOLT (L:30)	4	MODEL:94-00
8	09160-06082	WASHER	4	-MODEL:93
9	61112-87D00	SEAL, LOWER COVER UPPER	1	
10	09118-08127	BOLT, LOWER COVER	4	8X40
11	09169-08039	WASHER, LOWER COVER	4	8.5X30.1.5
12	09320-11013	CUSHION	4	
13	61631-87D01	HOOK, REAR	2	
14	09307-13002	BUSH	2	
15	61633-87D03-0ED	LEVER, REAR	2	
16	61641-87D00	HOOK, FRONT	1	
17	09307-13003	BUSH	1	

COLOR : 02M (SILVER) 0ED (GRAY)
35J (GOLD)

FIG.79

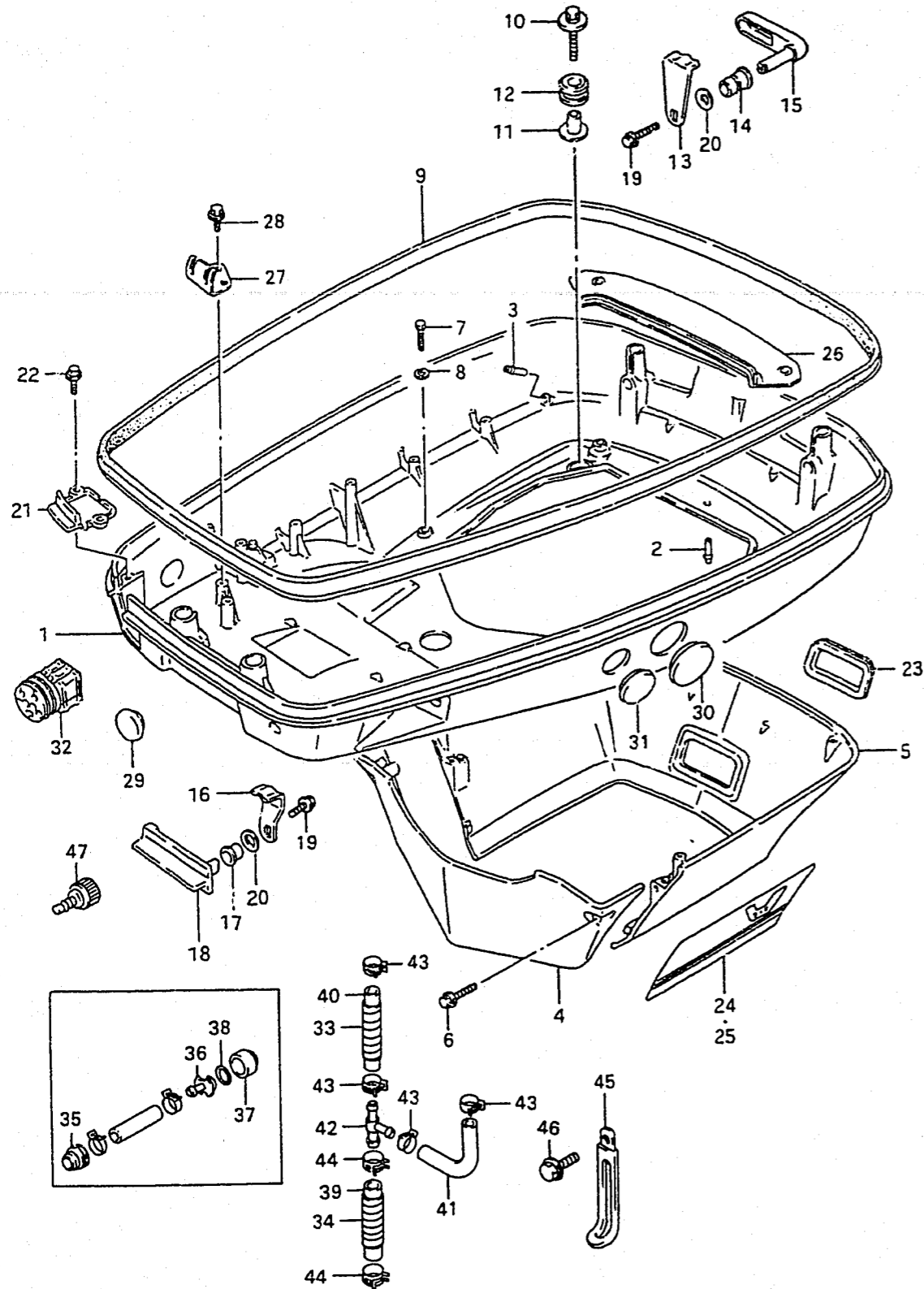


FIG.79 (1-K-3)

LOWER COVER

Q'TY

REF.NO.	PART NO.	DESCRIPTION	Q'TY	REMARKS
18	61633-95204-0ED	LEVER, FRONT	1	
19	09116-06127	BOLT (L:12)	3	
20-1	09164-13005	WAVE WASHER (13.2X24X0.6)	3	FOR 61633-87D01-0ED
20-2	09164-14008	WAVE WASHER (14.5X20X0.3)	3	MODEL:92-00
21-1	61125-87D00-0ED	PLATE, CABLE GROMMET	1	-MODEL:94
21-2	61125-87D00-35J	PLATE, CABLE GROMMET	1	
21-3	61125-87D10	PLATE, CABLE GROMMET	1	MODEL:95-00
22	09116-06106	BOLT (L:20)	2	
23	61142-87D00	GROMMET	1	
24-1	61240-87D10-70G	DECAL SET, LOWER COVER	1	MODEL:87,88, FOR 02M
24-2	61240-87D10-8EH	DECAL SET, LOWER COVER	1	MODEL:87-90, FOR 01T
24-3	61240-87D10-70G	DECAL SET, LOWER COVER	1	MODEL:89-94, FOR 0ED
24-4	61240-92E20-A8L	DECAL SET, LOWER COVER	1	MODEL:94-00
24-5	61240-88D10-39F	DECAL SET, LOWER COVER	1	DT200S
25-1	61231-87D01-26G	DECAL, LOWER COVER PORT	1	MODEL:87,88, FOR 02M
25-2	61231-87D01-26H	DECAL, LOWER COVER PORT	1	MODEL:87,88, FOR 01T
25	61138-87D00	COVER, WATER	1	
27	67341-87D02	HOLDER, REMOCON CABLE	1	
28	09116-06094	BOLT (6X15)	2	
29	09250-21003	PLUG, LOWER COVER	1	MODEL:91-00
30	09250-30003	CAP	1	MODEL:92-00
31	09250-40002	CAP	1	MODEL:92-00
32	61124-87D11	GROMMET, CABLE	1	MODEL:95-00

COLOR : 0ED (GRAY) 26M (BURGUNDY)
 35J (GOLD) 764 (GOLD)
 26G (BLACK) 019 (BLACK)
 26H (BURGUNDY) A8L (019/1RR/28V)
 70G (764/019) 28V (RED)
 8EH (26M/764) 1RR (GOLD)

FIG.79

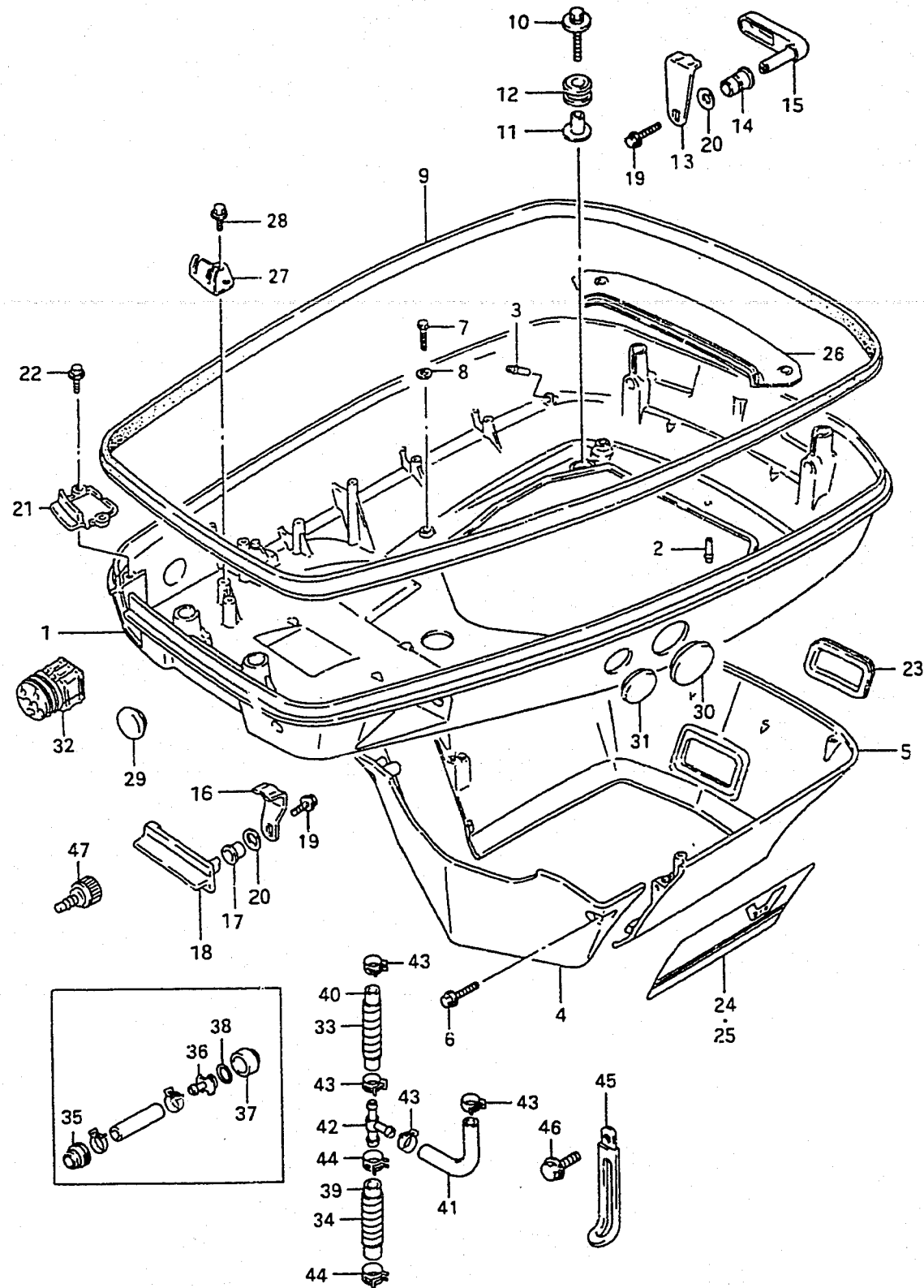


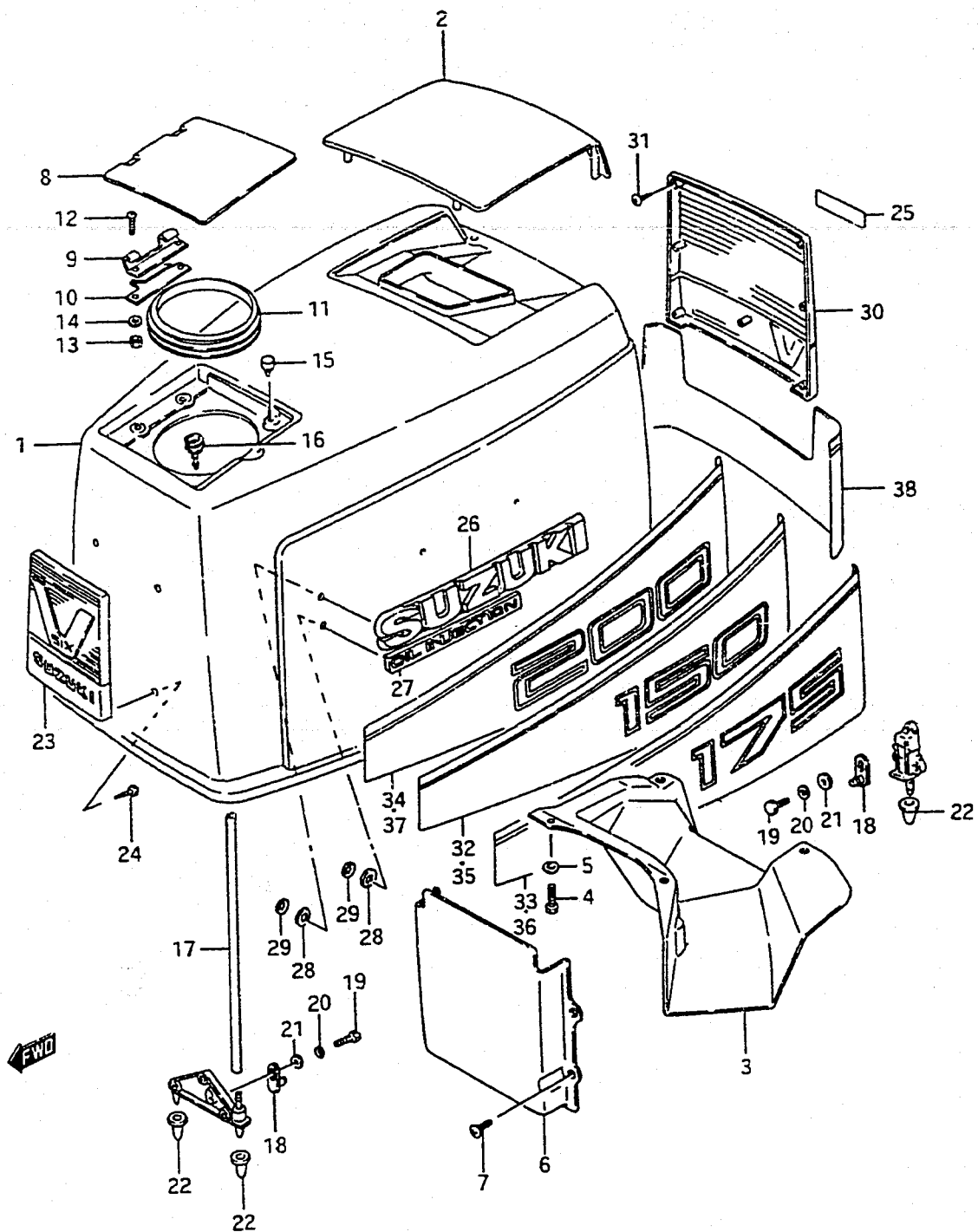
FIG.79 (1-K-4)

LOWER COVER

Q'TY

REF.NO.	PART NO.	DESCRIPTION	Q'TY	REMARKS
33	16911-92E20	PROTECTOR	1	L:540→180
34	16911-92E20	PROTECTOR	1	L:540→290
35	17911-94611	GROMMET, FLUSH CONNECTOR	1	MODEL:98-00
36	17912-94610	CONNECTOR, FLUSH HOSE	1	MODEL:98-00
37	17913-94610	PLUG, FLUSH CONNECTOR	1	MODEL:98-00
38	09280-19006	O RING	1	MODEL:98-00
39	09355-70125-600	HOSE (JOINT TO L-CYL)	1	L:600→100
40	09355-70125-600	HOSE (JOINT TO R-CYL)	1	L:600→260
41	09355-90145-600	HOSE (CONN TO JOINT)	1	L:600→460
42	09367-10002	JOINT	1	MODEL:98-00
43	09401-11407	CLIP	4	MODEL:98-00
44	09401-13416	CLIP	2	MODEL:98-00
45-1	09404-06432	CLAMP (L:65)	2	MODEL:98-00
45-2	09404-08206	CLAMP (L:82)	1	MODEL:98-00
46	02162-06127	BOLT	1	MODEL:98-00
47	17917-94600	CONNECTOR, FLUSH WATER	1	OPT

FIG. 80

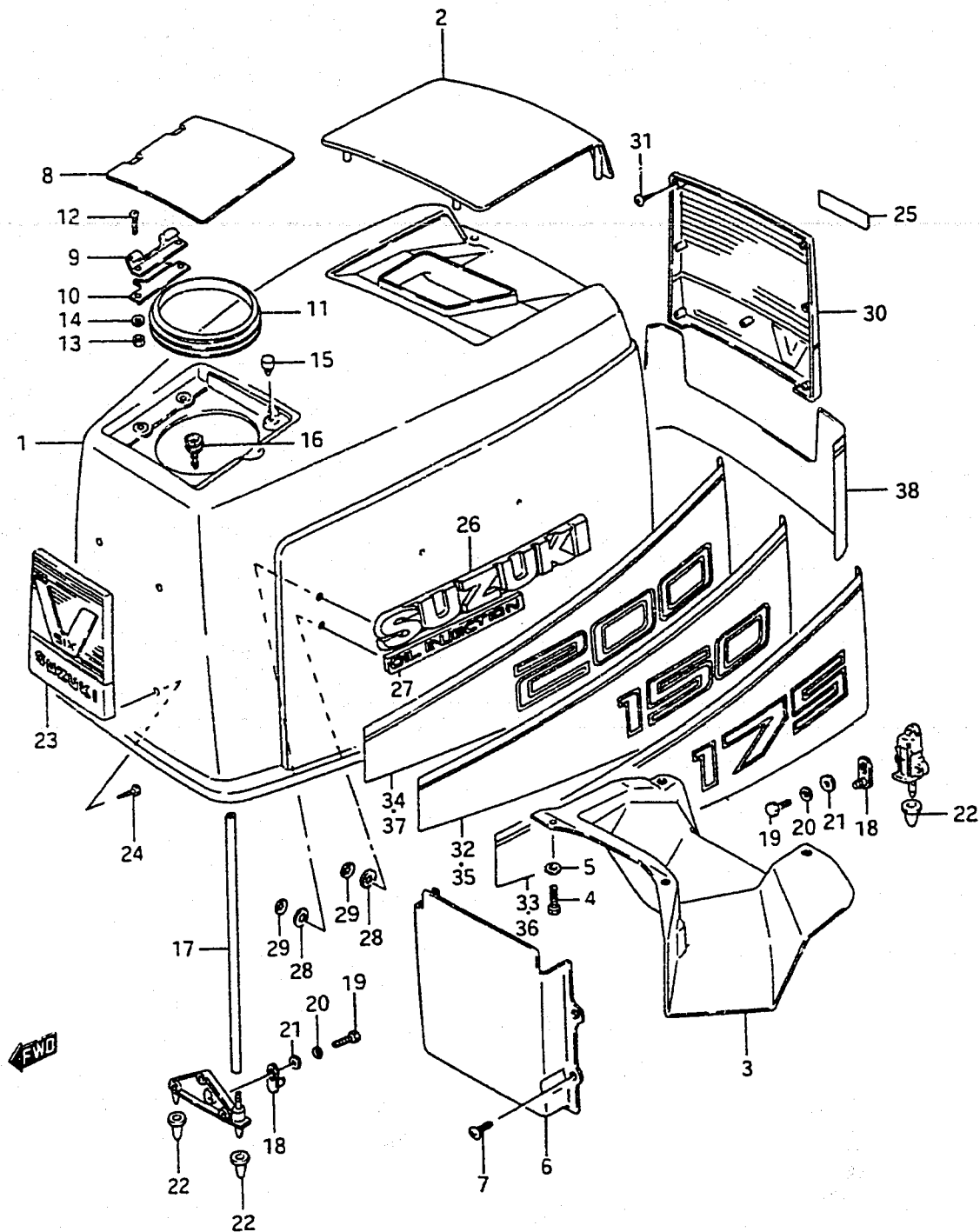


REF.NO.	PART NO.	DESCRIPTION	Q'TY	REMARKS
1	61410-87D05-0ED	COVER SET, ENGINE	1	
2	61431-87D01-0ED	.COVER, AIR INTAKE	1	
3	61433-87D01	.COVER, AIR INTAKE INNER	1	
4	01550-06167	.BOLT	4	
5	09160-06036	.WASHER	4	
6	61475-87D01	.GUIDE	1	
7	03242-05163	.SCREW	4	
8	61481-87D00-0ED	.LID, OIL TANK FILLER	1	
9	61482-94400	.HINGE	1	
10	61485-94400	.SPRING	1	
11	61491-87D01	.SEAL, LID	1	
12	09125-05046	.SCREW (5X12)	2	
13	09140-05005	.NUT	2	
14	09160-05024	.WASHER	2	
15	09321-05019	.CUSHION	2	
16	61495-87D00	.DRAIN, COVER	1	
17	09352-50903-600	.HOSE (5X9X600)	1	L:600→350
18	61610-95514	.FASTENER	3	
19	01500-06127	.BOLT	3	
20	08321-01067	.LOCK WASHER	3	
21	08322-01067	.WASHER	3	
22	09329-10022	.CUSHION	4	

COLOR : 0ED (GRAY)

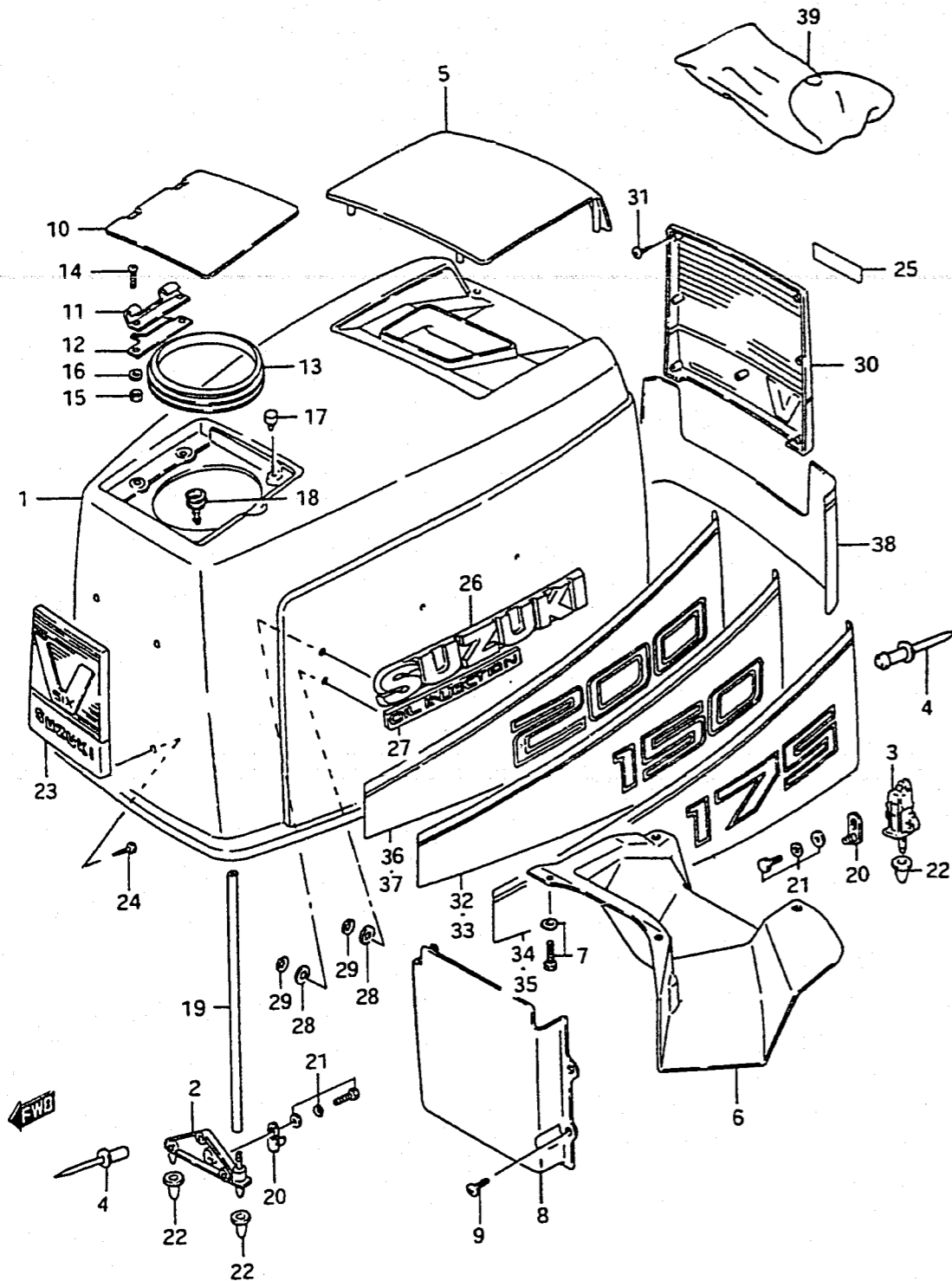
REFER TO FIG.81 (1-K- 7) FOR DT150/175/200,MODEL:89-94
 REFER TO FIG.82 (1-K- 9) FOR DT150S,MODEL:87-93
 REFER TO FIG.83 (1-K-11) FOR DT 150S,MODEL:94-97
 REFER TO FIG.84 (1-L- 2) FOR DT150A,MODEL:87
 REFER TO FIG.85 (1-L- 4) FOR DT200S,MODEL:88-92
 REFER TO FIG.86 (1-L- 6) FOR DT200EFI
 REFER TO FIG.87 (1-L- 7) FOR DT150EFI
 REFER TO FIG.88 (1-L- 8) FOR DT225-/MODEL:93
 REFER TO FIG.89 (1-L-10) FOR DT225(G)/MODEL:94-00

FIG. 80



REF.NO.	PART NO.	DESCRIPTION	Q'TY	REMARKS
23-1	61421-87D00-80C	EMBLEM, FRONT (BLACK)	1	FOR 02M
23-2	61421-87D00-K76	EMBLEM, FRONT (BURGUNDY)	1	FOR 01T
24	03242-05123	SCREW	4	
25-1	61435-87D00-70G	MARK, REAR "150" (GOLD+BLACK)	1	FOR 02M
25-2	61435-87D00-8EH	MARK, REAR "150" (RED+GOLD)	1	FOR 01T
25-3	61435-88D10-70G	MARK, REAR "175" (GOLD+BLACK)	1	FOR 02M
25-4	61435-88D00-70G	MARK, REAR "200" (GOLD+BLACK)	1	FOR 02M
25-5	61435-88D00-8EH	MARK, REAR "200" (RED+GOLD)	1	FOR 01T
26	61441-87D00-2CS	EMBLEM, SUZUKI (GOLD+SILVER)	2	
27	61442-87D00	MARK, OIL INJECTION	2	
28	09161-06015	CUSHION	12	
29	09148-06008	NUT	12	
30-1	61531-87D10-80C	EMBLEM, REAR (BLACK)	1	FOR 02M
30-2	61531-87D10-26V	EMBLEM, REAR (BURGUNDY)	1	FOR 01T
31	03242-05123	SCREW	3	
32	61443-87D00-26H	DECAL, STBD "DT150" (RED)	1	FOR 01T
33	61443-88D10-26G	DECAL, STBD "DT175" (BLACK)	1	FOR 02M
34	61443-88D00-26G	DECAL, STBD "DT200" (BLACK)	1	FOR 02M
35	61453-87D00-26G	DECAL, PORT "DT150" (BLACK)	1	FOR 02M
36	61453-88D10-26G	DECAL, PORT "DT175" (BLACK)	1	FOR 02M
37	61453-88D00-26H	DECAL, PORT "DT200" (RED)	1	FOR 01T
38-1	61463-87D01-70G	DECAL, REAR (GOLD+BLACK)	1	FOR 02M
38-2	61463-87D01-8EH	DECAL, REAR (RED+GOLD)	1	FOR 01T

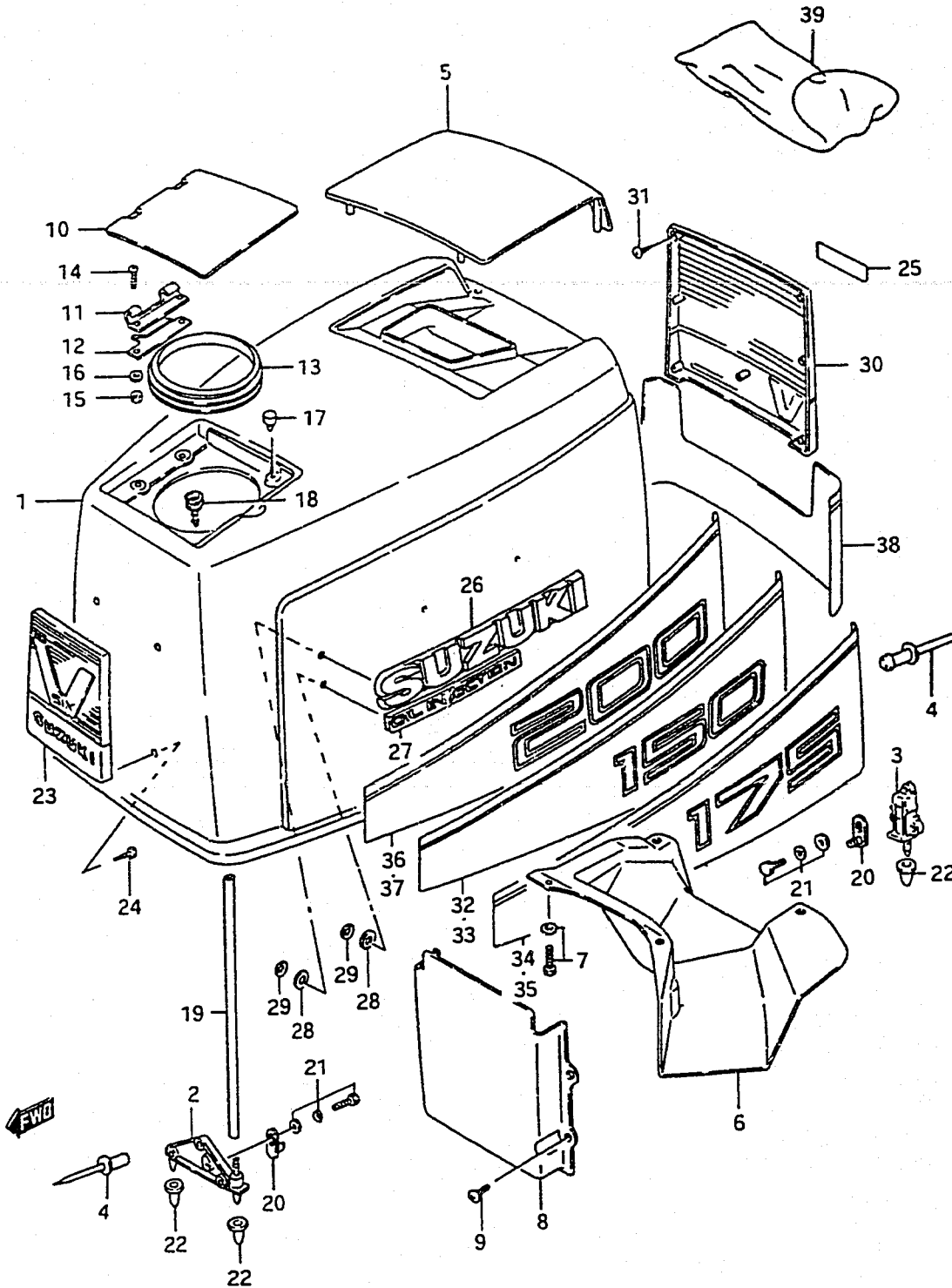
FIG.81



REF.NO.	PART NO.	DESCRIPTION	Q'TY	REMARKS
1-1	61401-87823-0ED	ENGINE COVER SET	1	DT150, →61410-87D05-0ED
1-2	61401-87822-01T	ENGINE COVER SET	1	DT150, →61410-87D05-0ED
1-3	61401-87853-0ED	ENGINE COVER SET	1	DT175, →61410-87D05-0ED
1-4	61401-87850-01T	ENGINE COVER SET	1	DT175, →61410-87D05-0ED
1-5	61401-87833-0ED	ENGINE COVER SET	1	DT200, →61410-87D05-0ED
1-6	61401-87832-01T	ENGINE COVER SET	1	DT200, →61410-87D05-0ED
2	61620-87D01	.BRACKET, FASTENER FRONT	1	
3	61644-87D01	.BRACKET, FASTENER REAR	2	
4	09229-04028	.RIVET, FASTENER BRACKET	9	
5	61431-87D01-0ED	.COVER, AIR INTAKE	1	
6	61433-87D01	.COVER, AIR INTAKE INNER	1	
7	02162-06167	.BOLT (L:16)	4	
8	61475-87D01	.GUIDE, AIR INTAKE INNER	1	
9	03242-05163	.SCREW, AIR INTAKE INNER	4	
10	61481-87D00-0ED	.LID, OIL TANK FILLER	1	
11	61482-94400	.HINGE, OIL FILLER LID	1	
12	61485-94400	.SPRING, OIL FILLER LID	1	
13	61491-87D01	.SEAL, OIL FILLER LID	1	
14	09125-05046	.SCREW	2	
15	09140-05005	.NUT, OIL TANK FILLER LID	2	
16	09160-05024	.WASHER (5.5X16X1.5)	2	
17	09321-05019	.CUSHION, OIL TANK FILLER LID	2	
18	61495-87D00	.DRAIN, ENGINE COVER	1	
19	09352-50903-600	.HOSE, DRAIN (5X9X600)	1	L:600→350
20	61610-95514	.FASTENER	3	
21	01550-06127	.BOLT, FASTENER (L:12)	3	
22	09329-10022	.CUSHION, FASTENER	4	
23-1	61421-87D00-80C	.EMBLEM, FRONT	1	FOR 0ED
23-2	61421-87D00-K76	.EMBLEM, FRONT	1	FOR 01T
24	03242-05123	.SCREW, EMBLEM FRONT	4	

COLOR : 0ED (GRAY) 26V(BURGUNDY)
 01T (WHITE) 764(GOLD)
 K76 (26V/764/291) 291(BLACK)

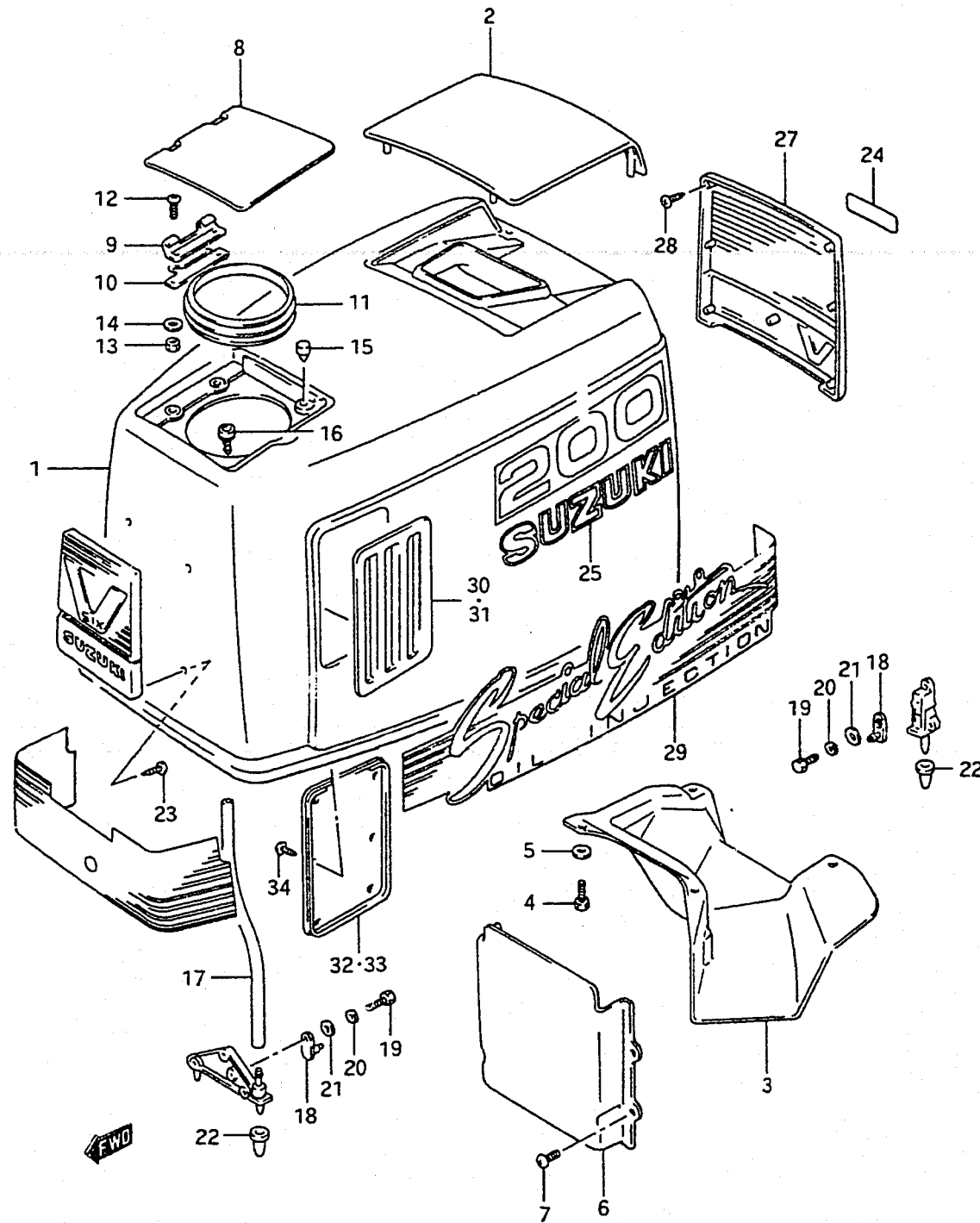
FIG. 81



REF.NO.	PART NO.	DESCRIPTION	Q'TY	REMARKS
25-1	61435-87D00-70G	.MARK, EMBLEM REAR	1	DT150, FOR 0ED
25-2	61435-87D00-8EH	.MARK, EMBLEM REAR	1	DT150, FOR 01T
25-3	61435-88D10-70G	.MARK, EMBLEM REAR	1	DT175, FOR 0ED
25-4	61435-88D00-70G	.MARK, EMBLEM REAR	1	DT200, FOR 0ED
25-5	61435-88D00-8EH	.MARK, EMBLEM REAR	1	DT200, FOR 01T
26-1	61441-87D00-2YS	.EMBLEM, SUZUKI	2	FOR 0ED
26-2	61441-87D00-2CS	.EMBLEM, SUZUKI	2	FOR 01T
27	61442-87D00	.EMBLEM, OIL INJECTION	2	
28	09161-06015	.WASHER	12	
29	09148-06008	.NUT	12	
30-1	61531-87D10-80C	.EMBLEM, REAR	1	FOR 0ED, ←61531-87D10-291
30-2	61531-87D10-26V	.EMBLEM, REAR	1	FOR 01T
31	03242-05123	.SCREW	3	
32	61443-87D20-70G	.DECAL, STBD	1	DT150, FOR 0ED
33	61453-87D20-70G	.DECAL, PORT	1	DT150, FOR 0ED
34	61443-88D40-70G	.DECAL, STBD	1	DT175, FOR 0ED
35	61453-88D40-70G	.DECAL, PORT	1	DT175, FOR 0ED
36-1	61443-88D50-70G	.DECAL, STBD	1	DT200, FOR 0ED
36-2	61443-88D50-8EH	.DECAL, STBD	1	DT200, FOR 01T
37	61453-88D50-70G	.DECAL, PORT	1	DT200, FOR 0ED
38-1	61463-87D01-70G	.DECAL, REAR	1	FOR 0ED
38-2	61463-87D01-8EH	.DECAL, REAR	1	FOR 01T
39	09800-01001	TOOL ASSY	1	

COLOR : 70G (764/019) 26V (BURGUNDY)
 8EH (26M/764) 764 (GOLD)
 2YS (291/764/0ED) 019 (BLACK)
 2CS (02M/291/764) 0ED (GRAY)
 291 (BLACK) 01T (WHITE)
 80C (764/291)

FIG. 84



REF.NO.	PART NO.	DESCRIPTION	Q'TY	REMARKS
1	61400-87890-35J	COVER SET, ENGINE	1	→61410-87D05-0ED
2	61431-87D01-35J	.COVER, AIR INTAKE	1	→61431-87D01-0ED
3	61433-87D01	.COVER, AIR INTAKE INNER	1	
4	01550-06167	.BOLT	4	
5	09160-06036	.WASHER	4	
6	61475-87D01	.GUIDE	1	
7	03242-05163	.SCREW	4	
8	61481-87D00-35J	.LID, OIL TANK FILLER	1	→61481-87D00-0ED
9	61482-94400	.HINGE	1	
10	61485-94400	.SPRING	1	
11	61491-87D01	.SEAL, LID	1	
12	09125-05046	.SCREW	2	
13	09140-05005	.NUT	2	
14	09160-05024	.WASHER	2	
15	09321-05019	.CUSHION	2	
16	61495-87D00	.DRAIN, COVER	1	
17	09352-50903-600	.HOSE (5X9X600)	1	L:600→350
18	61610-95514	.FASTENER	3	
19	01500-06127	.BOLT	3	
20	08321-01067	.LOCK WASHER	3	
21	08322-01067	.WASHER	3	
22	09329-10022	.CUSHION	4	
23	03242-05123	.SCREW	4	
24	61435-88D00-70G	.MARK, REAR "200"	1	
25	68111-41110-019	.EMBLEM, SUZUKI	2	

COLOR : 35J (GOLD)
 70G (764/019)
 019 (BLACK)
 764 (GOLD)

FIG. 84

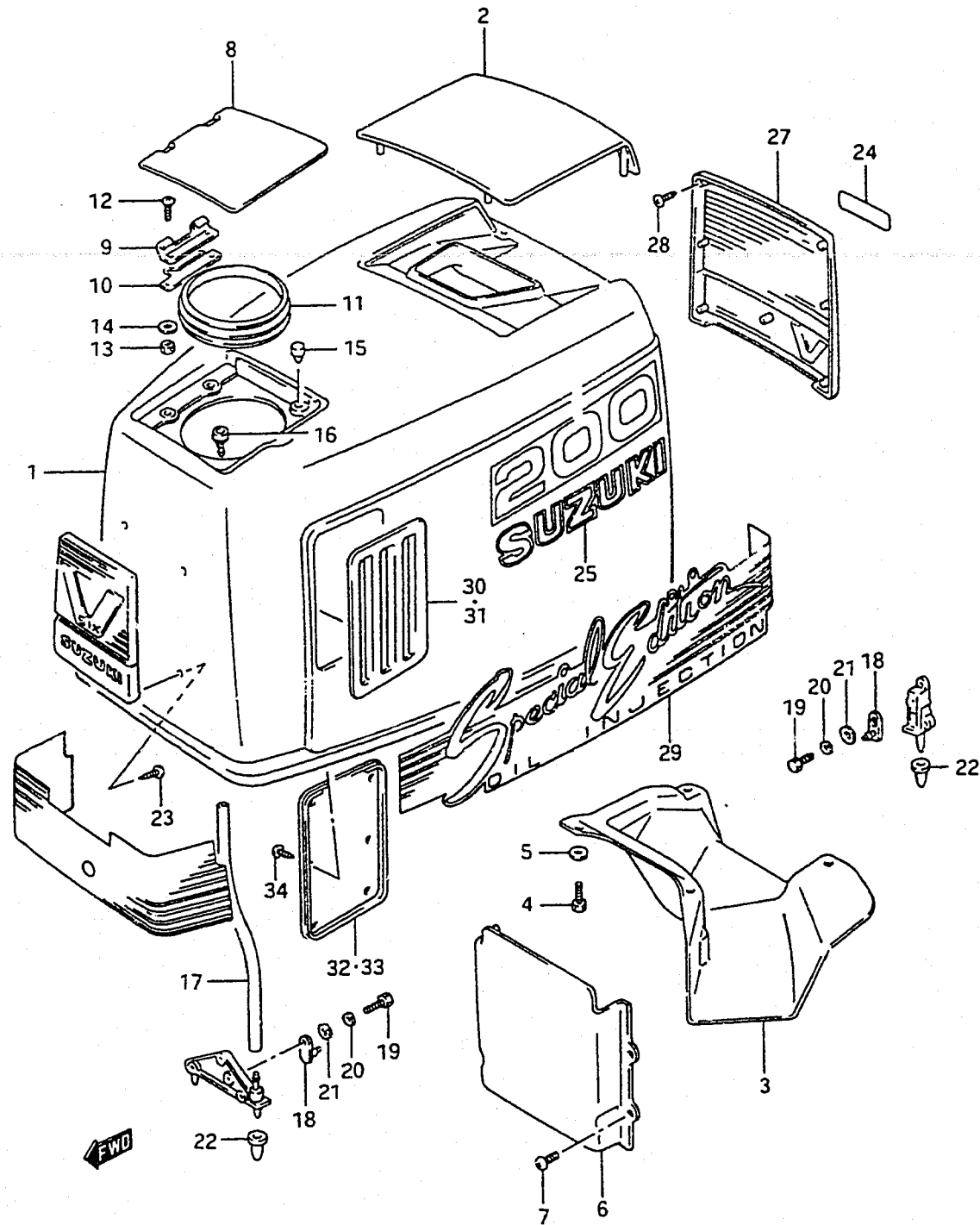


FIG.84 (1-L- 3) ENGINE COVER (DT200A) (MODEL:87)

REF.NO.	PART NO.	DESCRIPTION	Q'TY	REMARKS
27	61531-87D10-80C	.EMBLEM, REAR	1	
28	03242-05123	.SCREW	3	
29	61443-88D20-9JL	.DECAL, ENGINE COVER STBD	1	
30	61561-87D00-0ED	.LOUVER, STBD	1	
31	61571-87D00-0ED	.LOUVER, PORT	1	
32	61562-87D01-291	.COVER, LOUVER INNER STBD	1	
33	61572-87D01-291	.COVER, LOUVER INNER PORT	1	
34	03542-05083	.SCREW	12	

COLOR : 80C (764/291)
 9JL (019/35J/35A)
 019 (BLACK)
 35J (GOLD)
 35A (RED)
 764 (GOLD)
 291 (BLACK)

FIG. 85

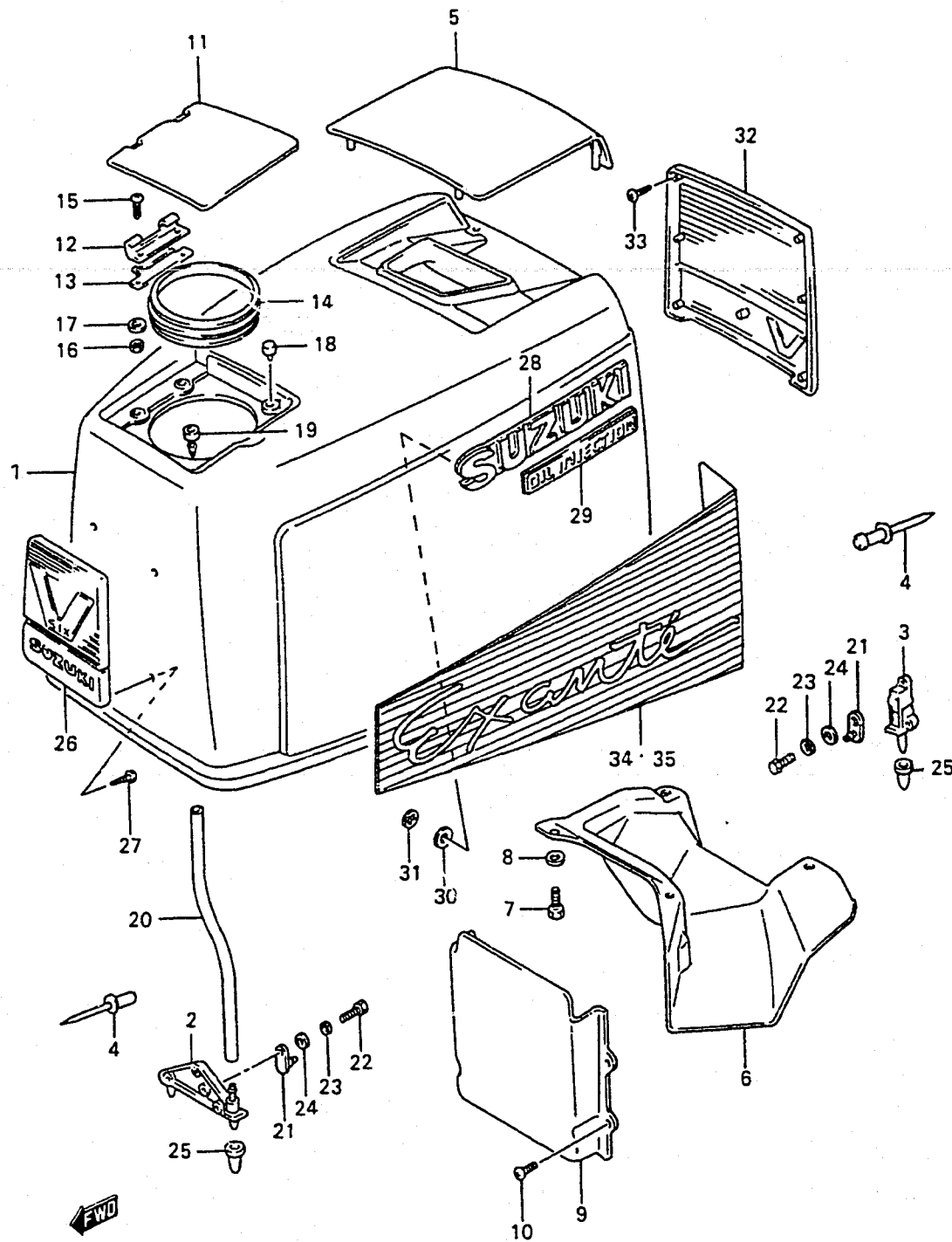
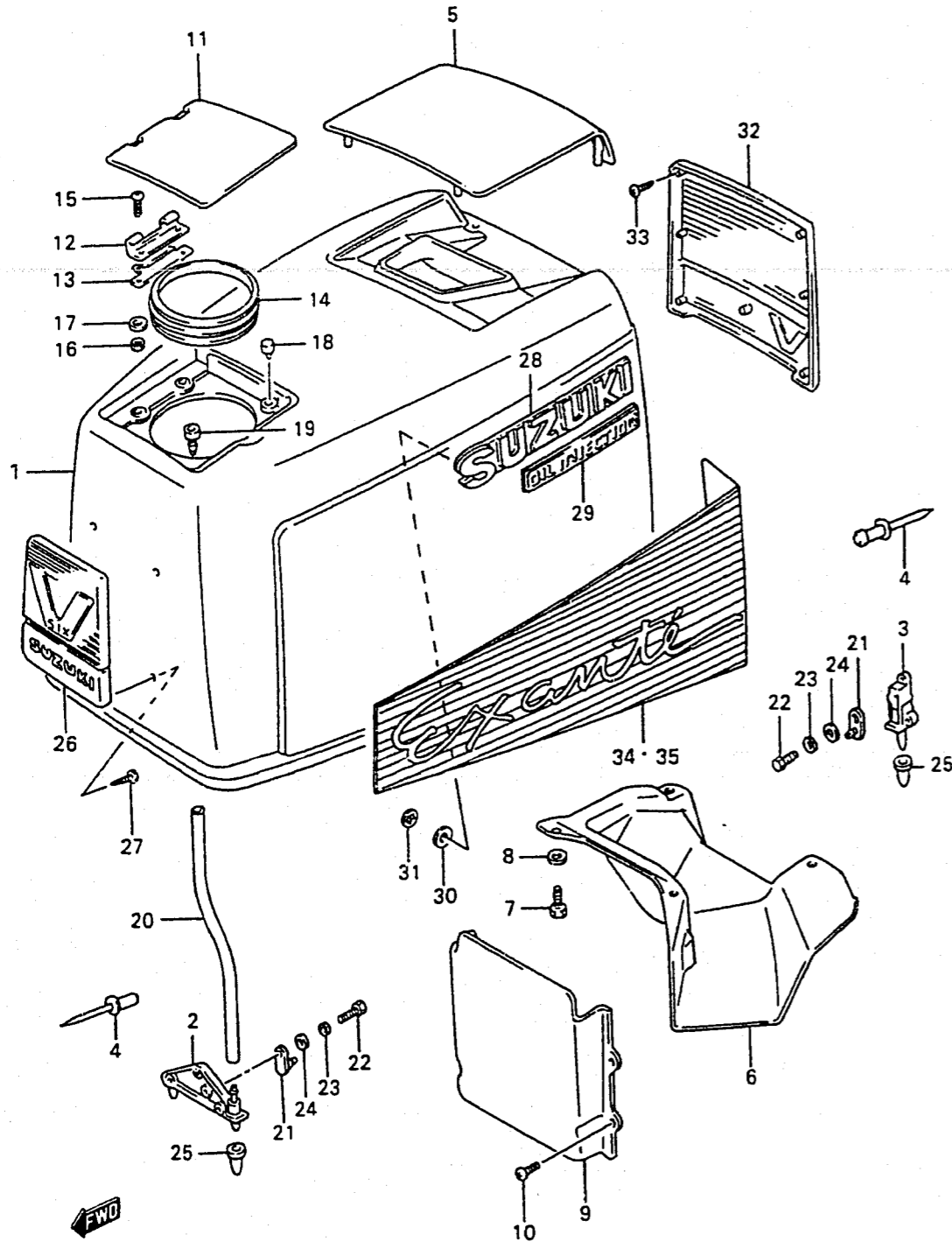


FIG.85 (1-L- 4) ENGINE COVER (DT200S) (MODEL:88-92)

REF.NO.	PART NO.	DESCRIPTION	Q'TY	REMARKS
1-1	61401-87812-35J	COVER SET, ENGINE	1	MODEL:88 →61410-87D05-0ED
1-2	61401-87862-35J	COVER SET, ENGINE	1	MODEL:89-92 →61410-87D05-0ED
2	61620-87D01	.BRACKET, FASTENER FRONT	1	
3	61644-87D01	.BRACKET, FASTENER REAR	2	
4	09229-04028	.RIVET, FASTENER BRACKET	9	
5	61431-87D01-35J	.COVER, AIR INTAKE	1	→61431-87D0-0ED
6	61433-87D01	.COVER, AIR INTAKE INNER	1	
7	01550-06167	.BOLT	4	
8	09160-06036	.WASHER (6.5X18X1.5)	4	
9	61475-87D01	.GUIDE, AIR INTAKE INNER	1	
10	03242-05163	.SCREW, AIR INTAKE INNER	4	
11	61481-87D00-35J	.LID, OIL TANK FILLER	1	→61481-87D00-0ED
12	61482-94400	.HINGE, OIL FILLER LID	1	
13	61485-94400	.SPRING, OIL FILLER LID	1	
14	61491-87D01	.SEAL, OIL FILLER LID	1	
15	09125-05046	.SCREW	2	
16	09140-05005	.NUT, OIL TANK FILLER LID	2	
17	09160-05024	.WASHER (5.5X16X1.5)	2	
18	09321-05019	.CUSHION, OIL TANK FILLER LID	2	
19	61495-87D00	.DRAIN, ENGINE COVER	1	
20	09352-50903-600	.HOSE, DRAIN (5X9X600)	1	L:600→350
21	61610-95514	.FASTENER	3	
22	01500-06127	.BOLT, FASTENER	3	
23	08321-01067	.LOCK WASHER	3	
24	08322-01067	.WASHER	3	
25	09329-10022	.CUSHION, FASTENER	4	
26	61421-87D00-K76	.EMBLEM, FRONT	1	
27	03242-05123	.SCREW, EMBLEM FRONT	4	

COLOR : 35J (GOLD)
 26V (BURGUNDY)
 K76 (26V/764/291)
 764 (GOLD)
 291 (BLACK)

FIG.85



REF.NO.	PART NO.	DESCRIPTION	Q'TY	REMARKS
28	61441-87D00-2CC	.EMBLEM, SUZUKI	2	
29	61442-87D00	.EMBLEM, OIL INJECTION	2	
30	09161-06015	.WASHER	12	
31	09148-06008	.NUT	12	
32	61531-88D10-K76	.EMBLEM, REAR	1	MODEL:92
33	03242-05123	.SCREW	3	
34	61443-88D30-39F	.DECAL, STBD	1	
35	61453-88D30-39F	.DECAL, PORT	1	

COLOR : 2CC (35J/26V)
 26V (BURGUNDY)
 39F (SILVER/BURGUNDY)
 35J (GOLD)
 K76 (26V/764/291)
 764 (GOLD)
 291 (BLACK)

FIG. 86

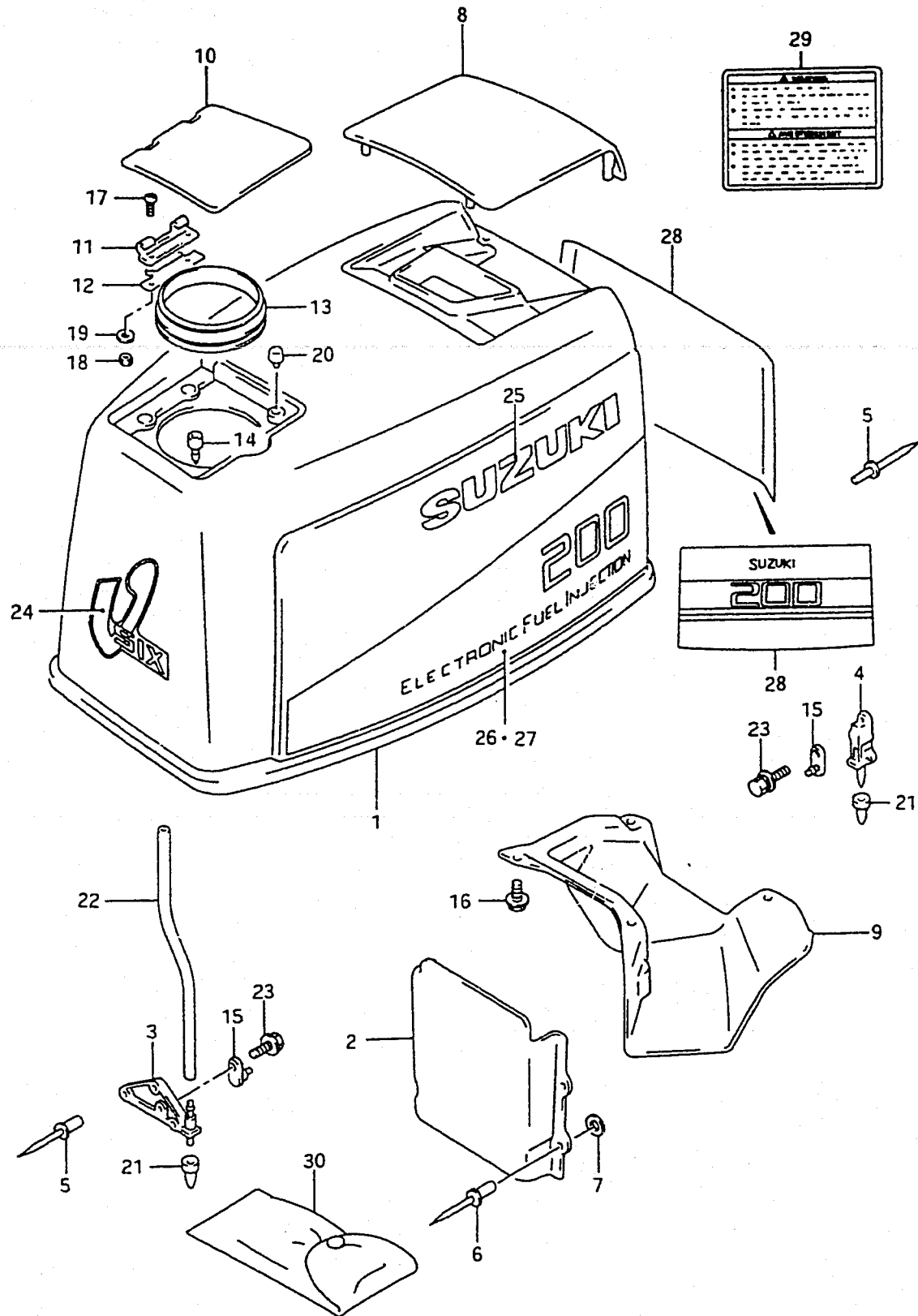


FIG.86 (1-L- 6)

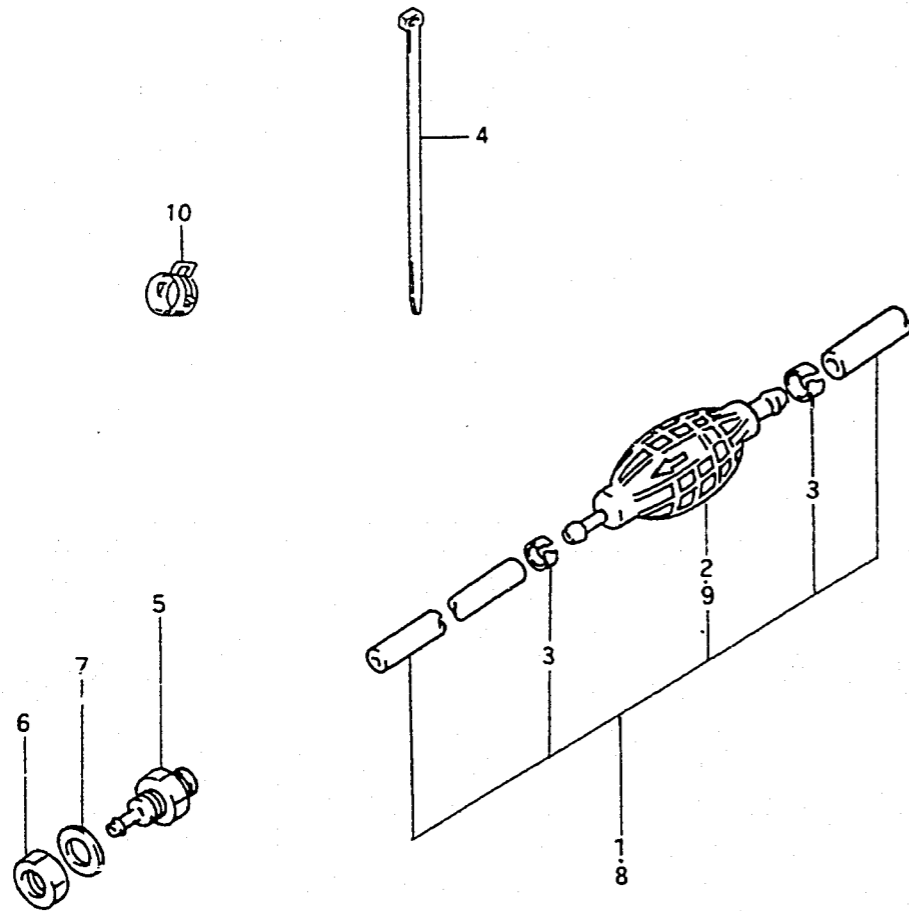
ENGINE COVER (DT200EFI)

Q'TY

REF.NO.	PART NO.	DESCRIPTION	Q'TY	REMARKS
1	61410-87352-0ED	COVER SET, ENGINE	1	
2	61475-87D01	.GUIDE, AIR INTAKE INNER	1	
3-1	61620-87D01	.BRACKET, FASTENER FR	1	
3-2	61621-87D02	.BRACKET, FASTENER FR	1	MODEL:95-97
4	61644-87D01	.BRACKET, FASTENER RR	2	
5	09229-04028	.RIVET	9	
6	09229-04033	.RIVET	4	
7	08322-01057	.WASHER	4	
8	61431-87D01-0ED	COVER, AIR INTAKE	1	
9	61433-87D01	.COVER, AIR INTAKE INNER	1	
10	61481-87D00-0ED	.LID, OIL TANK FILLER	1	
11	61482-94400	.HINGE, OIL FILLER LID	1	
12	61485-94400	.SPRING, OIL FILLER LID	1	
13	61491-87D01	.SEAL, OIL FILLER LID	1	
14	61495-87D00	.DRAIN, ENGINE COVER	1	
15	61610-95514	.FASTENER	3	
16	02162-06167	.BOLT	4	
17	09125-05046	.SCREW	2	
18	09140-05005	.NUT	2	
19	09160-05024	.WASHER	2	
20	09321-05019	.CUSHION	2	
21	09329-10022	.CUSHION	4	
22	09352-50903-600	.HOSE	1	L:600→350
23	02162-06127	.BOLT	3	
24	61422-92E20-A8M	.MARK, EMBLEM FR	1	
25	68111-42031-1RR	.MARK, SUZUKI	2	
26	61443-88D60	.DECAL, STBD	1	
27	61453-88D60	.DECAL, PORT	1	
28	61463-88D60	.DECAL, REAR	1	
29	61581-98610	MARK, SAFETY WARNING	1	
30	09800-01001	TOOL ASSY	1	

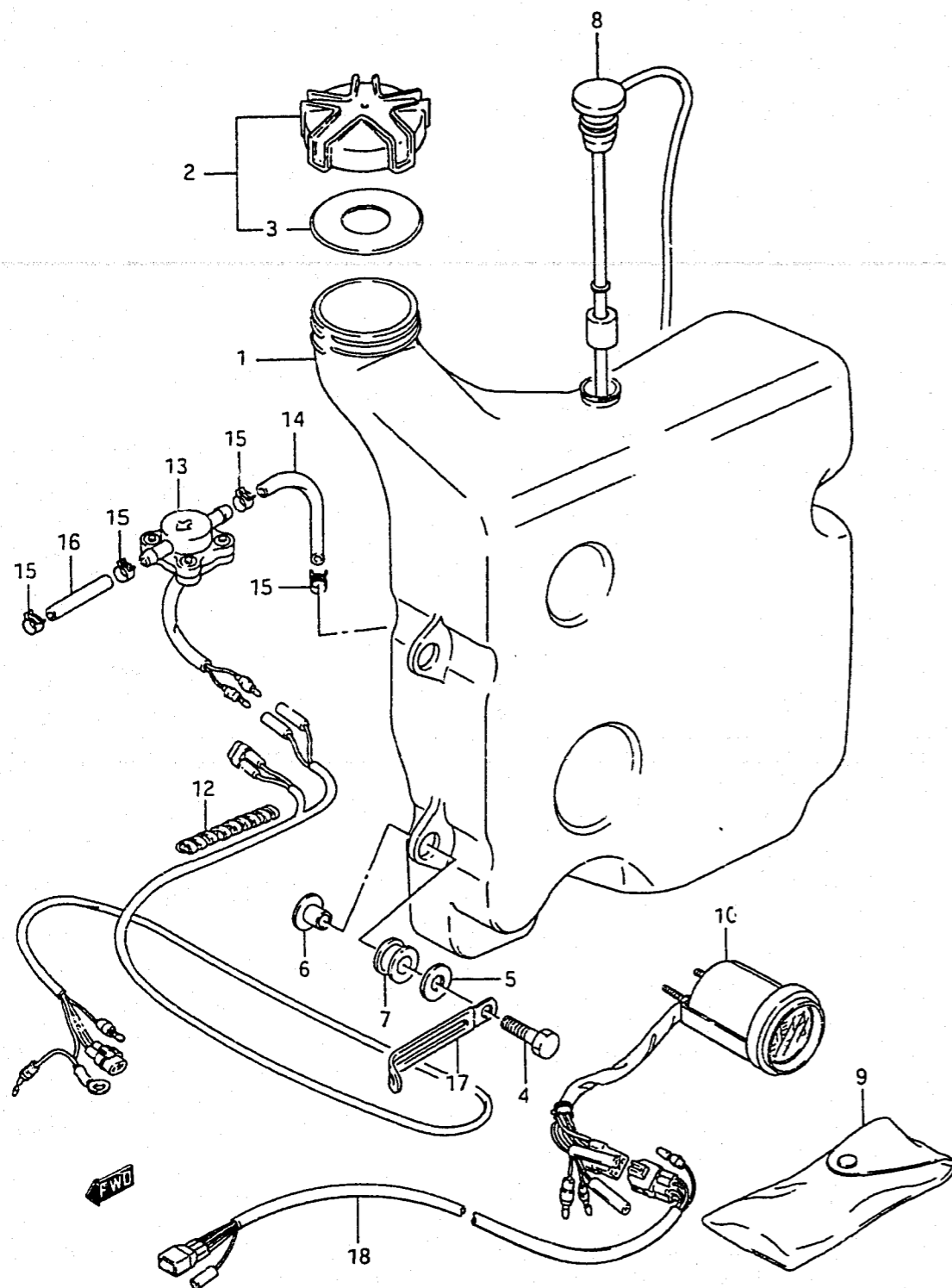
COLOR : 0ED (GRAY) 28V (RED)
 A8M (019/1RR/28V/0ED) 019 (BLACK)
 1RR (GOLD)

FIG.90



REF.NO.	PART NO.	DESCRIPTION	Q'TY	REMARKS
1	65700-87D21	HOSE, FUEL	1	~MODEL:94
2	65770-95504	.PUMP, SQUEEZE	1	
3	65781-98500	.CLIP	2	
4	09407-25402	CLAMP	1	
5	65721-87D00	PLUG, FUEL	1	~MODEL:95
6-1	08310-00127	NUT	1	
6-2	09140-12038	NUT	1	MODEL:94,95
7	08322-01127	WASHER	1	
8	65700-87D70	HOSE, FUEL	1	MODEL:95-00
9	65770-87D00	.PUMP, SQUEEZE	1	MODEL:95-00
10	09401-13414	CLIP	2	

FIG. 91



REF.NO.	PART NO.	DESCRIPTION	Q'TY	REMARKS
1-1	69110-87D00	TANK, OIL	1	MODEL:87-90 →69100-92E02
1-2	69110-92E02	TANK, OIL	1	MODEL:91-93 →69100-92E02
2	69200-87D05	CAP ASSY, OIL TANK FILLER	1	
3	69241-87D20	.GASKET	1	
4	01500-08307	BOLT	4	
5	09160-08062	WASHER	4	
6	09169-08042	WASHER	4	
7	09320-12027	CUSHION	4	
8	34860-87D21	SENSOR ASSY, OIL LEVEL	1	
9	09800-01001	TOOL	1	
10-1	34701-92X50	INDICATOR ASSY, OIL & WATER	1	MODEL:87-92
10-2	34700-92E11	MONITOR GAUGE	1	MODEL:93
12	38423-95510	TUBE	1	L:150→100
13	16250-94710	SENSOR, OIL	1	
14-1	09351-50803-600	HOSE (5X8X300)	1	MODEL:87-90,L:600→45
14-2	09352-50903-600	HOSE (5X8X300)	1	MODEL:91-93,L:600→45
15-1	09401-08409	CLIP	4	MODEL:87-90
15-2	09401-08411	CLIP	4	MODEL:91-93
16-1	09351-50803-600	HOSE (5X8X300)	1	MODEL:87-90,L:600→160
16-2	09352-50903-600	HOSE (5X8X300)	1	MODEL:91-93,L:600→160
17	09404-06432	CLAMP	1	
18-1	36660-94690	WIRE, INDICATOR EXT	1	DT200S,L:2000
18-2	36660-87D20	WIRE, INDICATOR EXT	1	MODEL:89,90
18-3	36660-87E20	WIRE, INDICATOR EXT	1	MODEL:91-93
18-4	36660-87E80	WIRE, INDICATOR EXT (L:2000)	1	OPT:MODEL:91,92
18-5	36660-87E90	WIRE, INDICATOR EXT (L:5000)	1	OPT:MODEL:91,92

REFER TO FIG.92 (1-M-4) FOR MODEL:94-00

FIG.92

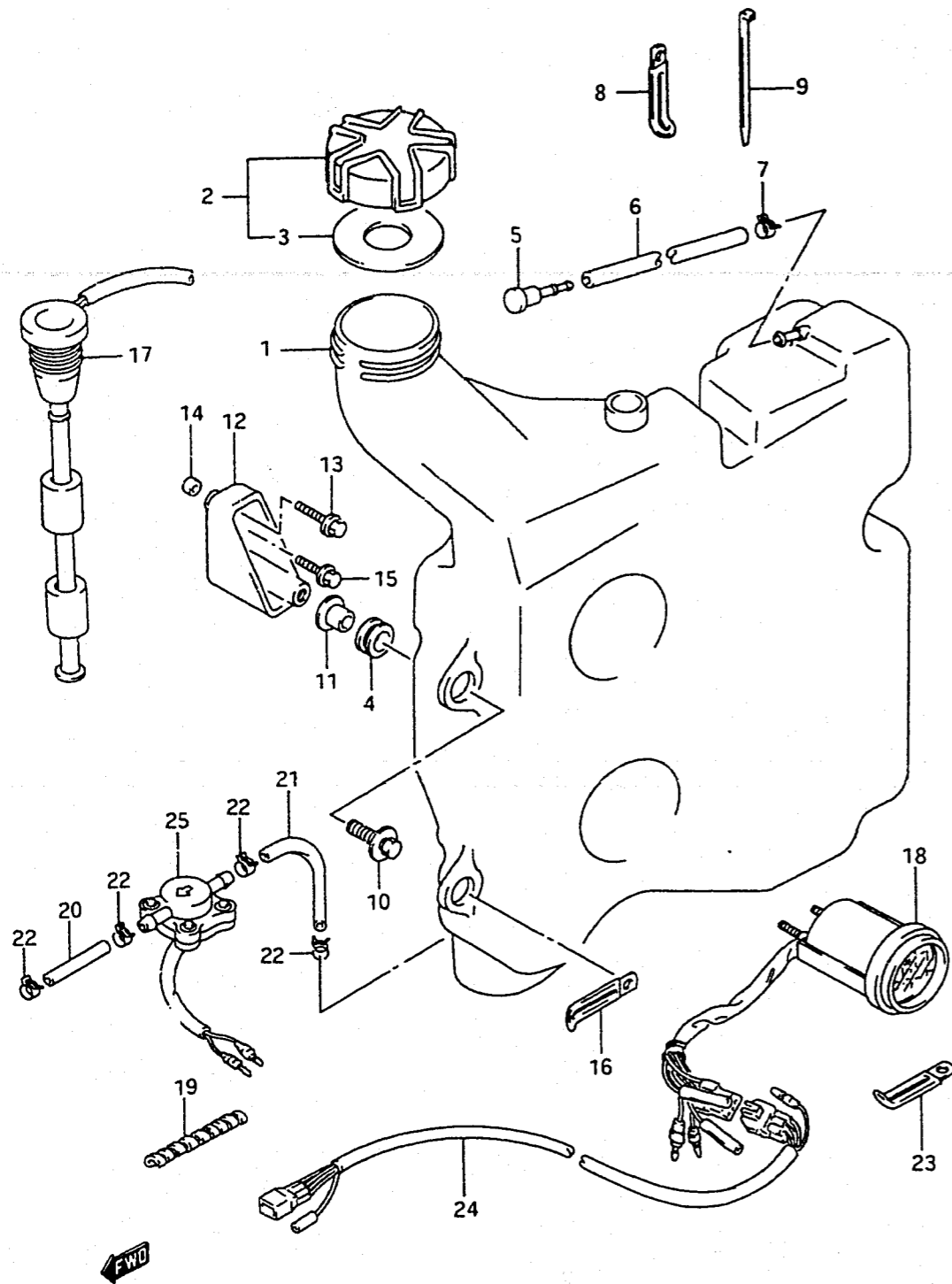


FIG.92 (1-M- 4) OIL TANK (MODEL:94-00)

REF.NO.	PART NO.	DESCRIPTION	Q'TY	REMARKS
1	69100-92E10	TANK SET, OIL	1	
2	69200-87D05	.CAP ASSY, OIL TANK	1	
3	69241-87D20	..GASKET	1	
4	09320-12027	.CUSHION	4	
5	69221-94700	.AIR-VENT	1	
6	09352-50903-600	.HOSE	1	L:600→250
7	09401-08410	.CLIP	1	
8	09404-06432	CLAMP	1	
9	09407-14407	CLAMP	1	
10	09116-08101	BOLT	4	
11	09169-08042	WASHER	4	
12	69315-92E00-0ED	BRACKET, OIL TANK	1	
13	01550-06407	BOLT	1	
14	09180-06174	SPACER	1	
15	02162-06257	BOLT	1	
16	09404-06432	CLAMP	1	
17	34860-87D21	SENSOR ASSY, OIL LEVEL	1	
18	34700-92E11	MONITOR GAUGE	1	
19	38423-95510	TUBE	1	L:150→100
20	09352-50903-600	HOSE	1	L:600→45
21	09352-50903-600	HOSE	1	L:600→160
22	09401-08411	CLIP	4	
23	09404-06432	CLAMP	1	
24-1	36660-95610	WIRE, MONITOR GAUGE	1	L:7200
24-2	36660-92E90	WIRE, MONITOR GAUGE	1	OPT
25	16250-94710	SENSOR, OIL	1	

COLOR : 0ED (GRAY)

FIG. 93

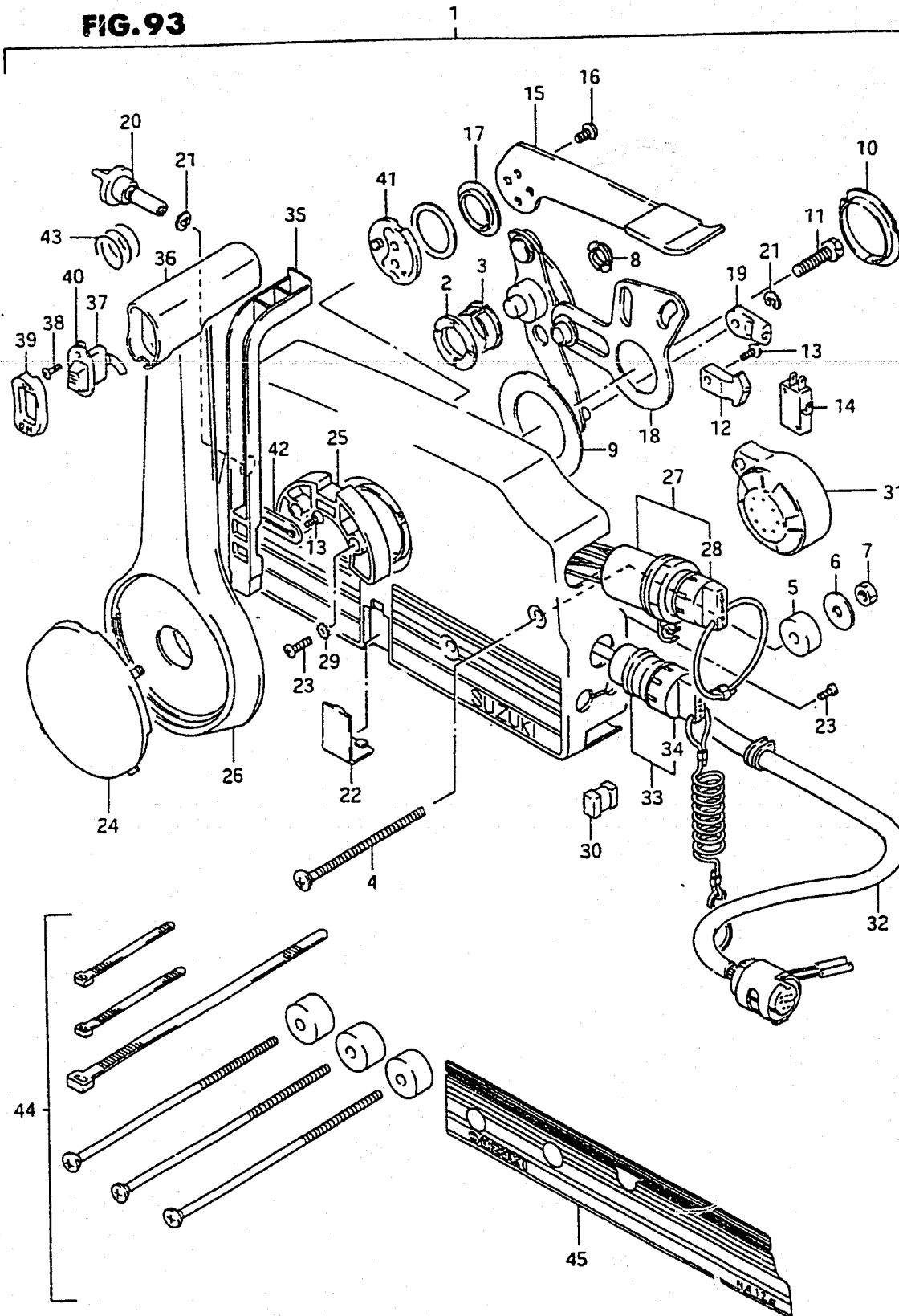


FIG.93 (1-M-5) REMOTE CONTROL

REF.NO.	PART NO.	DESCRIPTION	Q'TY	REMARKS
1-1	67200-87D12-02M	REMOTE CONTROL BOX ASSY	1	MODEL:87,88 →67200-87D21-0ED
1-2	67200-87D12-0ED	REMOTE CONTROL BOX ASSY	1	MODEL:89-92 →67200-87D21-0ED
1-3	67200-87D12-35J	REMOTE CONTROL BOX ASSY	1	MODEL:87/200A →67200-87D21-35J
1-4	67200-88D00-27X	REMOTE CONTROL BOX ASSY	1	MODEL:88-92/200S,200GS →67200-87D21-35J
2	67232-95600	.BUSH	1	
3	67232-95620	.BUSH	1	
4	67296-95600	.SCREW	3	
5	67294-95600	.SPACER	3	
6	09160-06104	.WASHER	3	
7	09140-06020	.NUT	3	
8	67232-95610	.BUSH	1	
9	67253-95600	.WASHER	1	
10	67252-95600	.BUSH	1	
11	09100-08232	.BOLT	1	
12	67214-95600	.ACTUATOR	1	
13	67296-94300	.SCREW	3	
14	37721-94600	.SWITCH, NEUTRAL	1	
15-1	67241-95600	.LEVER, FREE THROTTLE	1	WHITE
15-2	67241-95650	.LEVER, FREE THROTTLE	1	SILVER
15-3	67241-95660	.LEVER, FREE THROTTLE	1	GOLD
15-4	67241-95680	.LEVER, FREE THROTTLE	1	GRAY
16	09126-05003	.SCREW	2	
17	67243-95600	.BUSH	1	
18	67220-95620	.PLATE ASSY	1	
19	67275-95600	.END, CABLE	2	
20	67223-95600	.KNOB, BRAKE ADJUST	1	
21	67292-94300	.E RING	3	

COLOR : 02M (SILVER)
01T (WHITE)
0ED (GRAY)
35J (GOLD)
27X (GOLD)

REFER TO FIG.94(1-M-7) FOR MODEL:93-00

FIG. 93

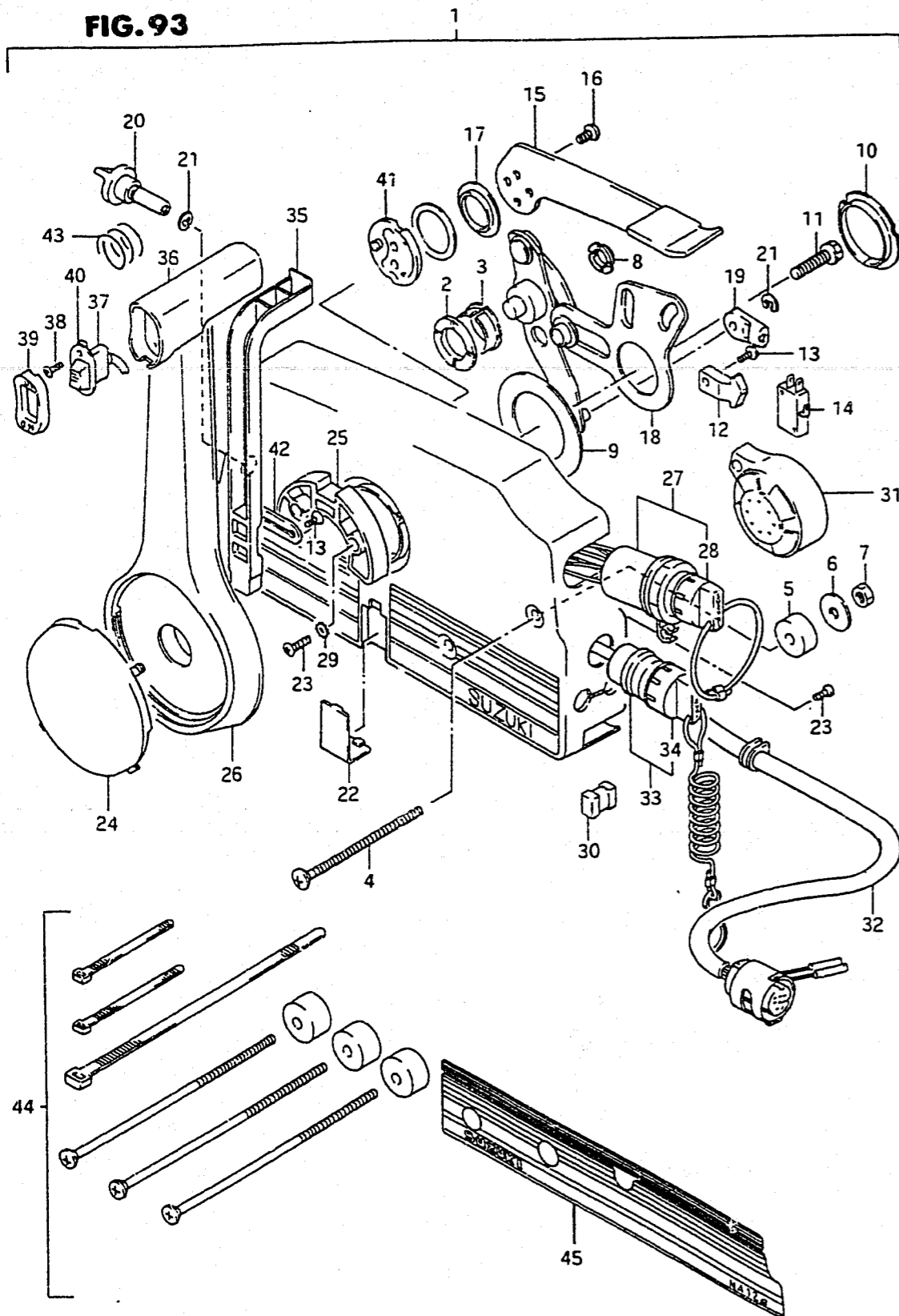


FIG.93 (1-M-6)

REMOTE CONTROL

REF.NO.	PART NO.	DESCRIPTION	Q'TY	REMARKS
22-1	67267-95600	.COVER, WIRE	1	WHITE
22-2	67267-95610	.COVER, WIRE	1	BLACK
22-3	67267-95620	.COVER, WIRE	1	BURGUNDY
23	67296-95610	.SCREW	7	
24-1	67257-95600	.CAP, LEVER	1	WHITE
24-2	67257-95610	.CAP, LEVER	1	BLACK
24-3	67257-95620	.CAP, LEVER	1	BURGUNDY
25	67256-95600	.HOLDER, NEUTRAL LOCK	1	
26-1	67251-95600	.LEVER, HANDLE	1	WHITE
26-2	67251-95650	.LEVER, HANDLE	1	SILVER
26-3	67251-95660	.LEVER, HANDLE	1	GOLD
26-4	67251-95680	.LEVER, HANDLE	1	GRAY
27	37110-94611	.SWITCH ASSY, IGNITION	1	→37110-92E01
28-1	37141-94400	..KEY (101)	1	
28-2	37141-94410	..KEY (102)	1	
28-3	37141-94420	..KEY (103)	1	
28-4	37141-94430	..KEY (104)	1	
28-5	37141-94440	..KEY (105)	1	
28-6	37141-94450	..KEY (106)	1	
29	67297-95600	.WASHER	2	
30	67273-95600	.SPACER	1	
31	38500-92X50	.BUZZER	1	
32	35620-92E00	.WIRING HARNESS (L:5000)	1	
33	37820-94404	.SWITCH ASSY, EMERGENCY	1	→37820-92E00
34	37823-94400	..CAP & ROPE	1	
35	67255-95600	.ARM, NEUTRAL LOCK	1	
36	67261-95600	.GRIP	1	
37	37860-94610	.SWITCH, TRIM	1	
38	09139-02003	.SCREW	2	
39	67263-95600	.CAP, GRIP	1	
40	37869-95590	.CAP, TRIM SW	1	
41	67245-95600	.DRUM ASSY, FREE THROTTLE	1	
42	67258-87D00	.BRACKET, NEUTRAL ARM	1	
43	67259-87D00	.SPRING	1	
44	67140-95600	ATTACHMENT, TWIN REMOCON KIT	1	OPT
45	67282-95610	DECAL, REMOCON BOX PORT	1	OPT, BLACK

FIG. 94

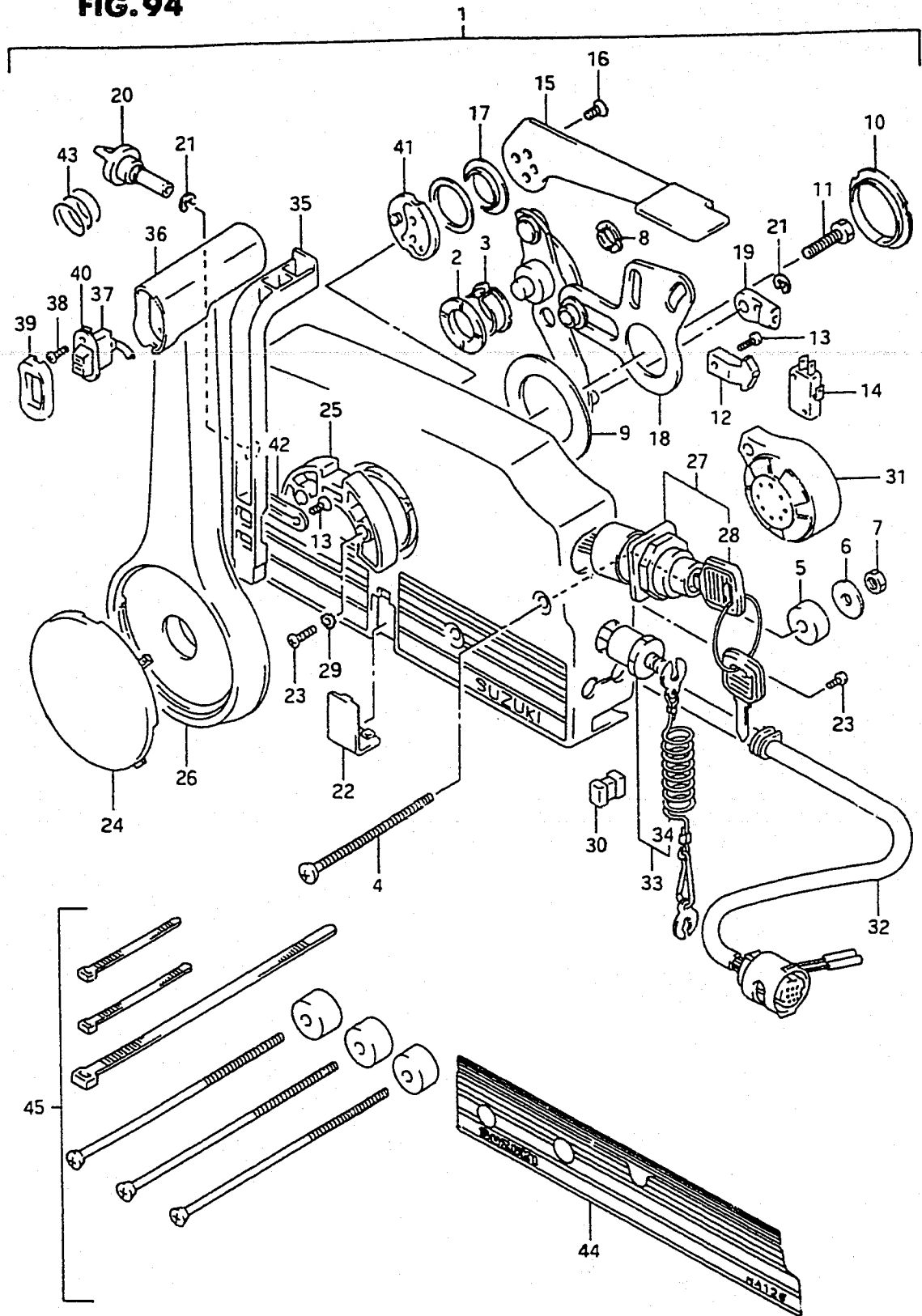


FIG.94 (1-M- 7) REMOTE CONTROL (MODEL:93-00)

REF.NO.	PART NO.	DESCRIPTION	Q'TY	REMARKS
1	6720C 87D30-0ED	REMOTE CONTROL BOX ASSY	1	
2	67232-95600	.BUSH	1	
3	67232-95620	.BUSH	1	
4	67296-95600	.SCREW	3	
5	67294-95600	.SPACER	3	
6	09160-06104	.WASHER	3	
7	09140-06020	.NUT	3	
8	67232-95610	.BUSH	1	
9	67253-95600	.WASHER	1	
10	67252-95600	.BUSH	1	
11	09100-08232	.BOLT (8X30)	1	
12	67214-95600	.ACTUATOR	1	
13	67296-94300	.SCREW	3	
14	37721-94600	.SWITCH, NEUTRAL	1	
15	67241-95660	.LEVER, FREE THROTTLE	1	
16	09126-05003	.SCREW (5X12)	2	
17	67243-95600	.BUSH	1	
18	67220-95620	.PLATE ASSY	1	
19	67275-95600	.END, CABLE	2	
20	67223-95600	.KNOB, BRAKE ADJUST	1	
21	67292-94300	.E RING	3	
22	67267-95610	.COVER, WIRE	1	BLACK
23	67296-95610	.SCREW	7	
24	67257-95610	.CAP, LEVER	1	BLACK
25	67256-95600	.HOLDER, NEUTRAL LOCK	1	
26	67251-95680	.LEVER, HANDLE	1	
27	37110-92E01	.SWITCH ASSY, IGNITION	1	
28-1	37141-92E00	..KEY (11)	1	
28-2	37141-92E10	..KEY (12)	1	
28-3	37141-92E20	..KEY (13)	1	
28-4	37141-92E30	..KEY (14)	1	
28-5	37141-92E40	..KEY (15)	1	
28-6	37141-92E50	..KEY (16)	1	

COLOR: 0ED (GRAY)

FIG. 94

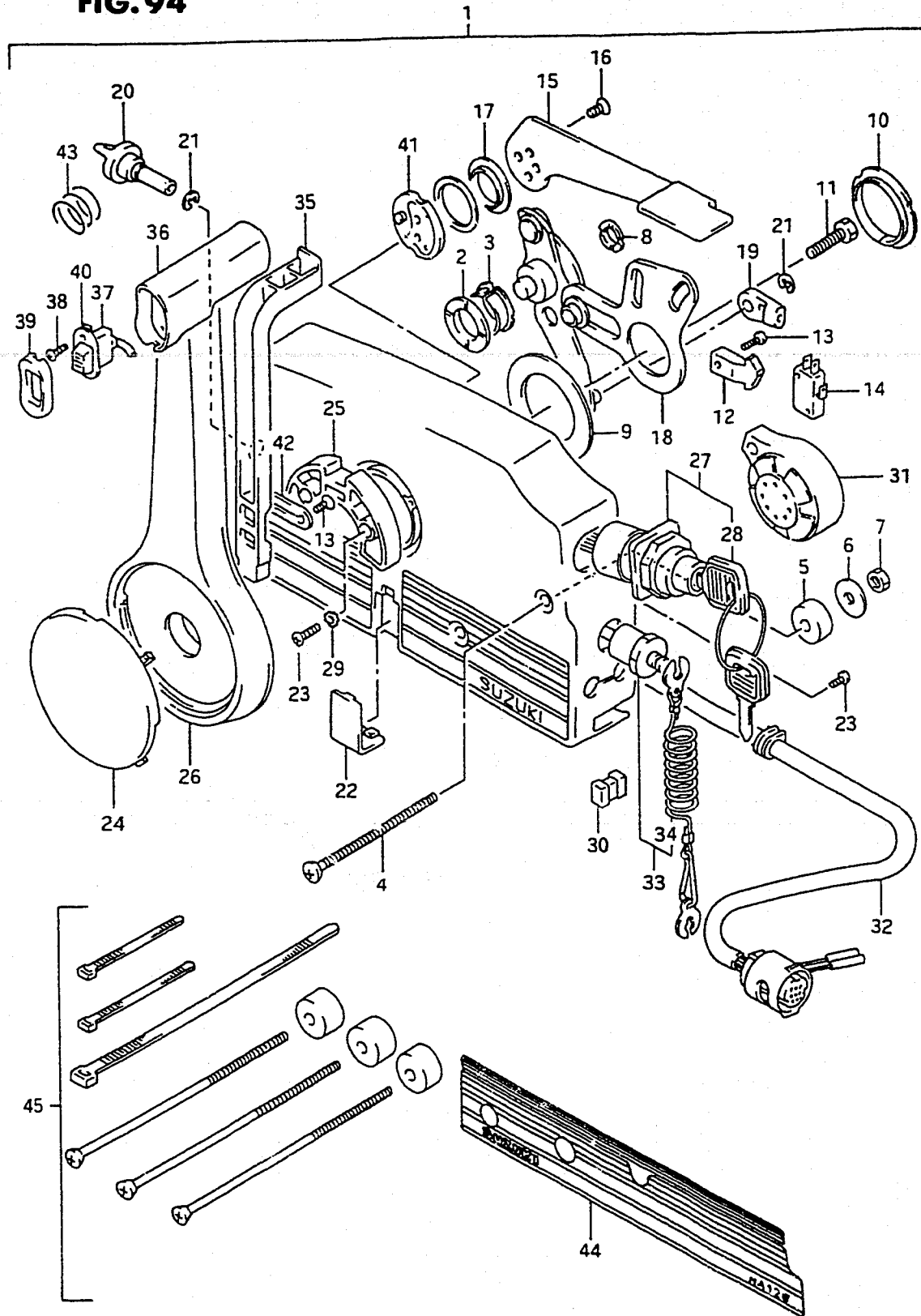


FIG.94 (1-M- 8)

REMOTE CONTROL (MODEL:93-00)

REF.NO.	PART NO.	DESCRIPTION	Q'TY	REMARKS
28-7	37141-92E60	..KEY (17)	1	
28-8	37141-92E70	..KEY (18)	1	
28-9	37141-92E80	..KEY (19)	1	
28-10	37141-92E90	..KEY (20)	1	
29	67297-95600	..WASHER	2	
30	67273-95600	..SPACER	1	
31	38500-92X50	..BUZZER	1	
32	36620-92E00	..WIRING HARNESS	1	
33	37820-92E00	..SWITCH ASSY, EMERGENCY	1	
34	37823-92E00	..PLATE	1	
35	67255-95600	..ARM, NEUTRAL LOCK	1	
36	67261-95600	..GRIP	1	
37	37860-94610	..SWITCH, TRIM	1	
38	09139-02003	..SCREW (2X6.0)	2	
39	67263-95600	..CAP, GRIP	1	
40	37869-95590	..CAP, TRIM SWITCH	1	
41	67245-95600	..DRUM ASSY, FREE THROTTLE	1	
42	67258-87D00	..BRACKET, NEUTRAL ARM	1	
43	67259-87D00	..SPRING, NEUTRAL ARM	1	
44	67282-95610	DECAL, REMOCON BOX PORT	1	OPT, BLACK
45	67140-95600	ATTACHMENT, TWIN REMOCON KIT	1	OPT

1	67701-87D01	DRAG LINK ASSY	1	
2	67721-94501	.SPACER	1	
3	67725-94501	.BOLT	1	
4	67726-99E00	.NUT	2	
5	67728-94501	.WASHER	4	
6	41161-94400	.SEAL, STEERING CABLE	1	

FIG.95

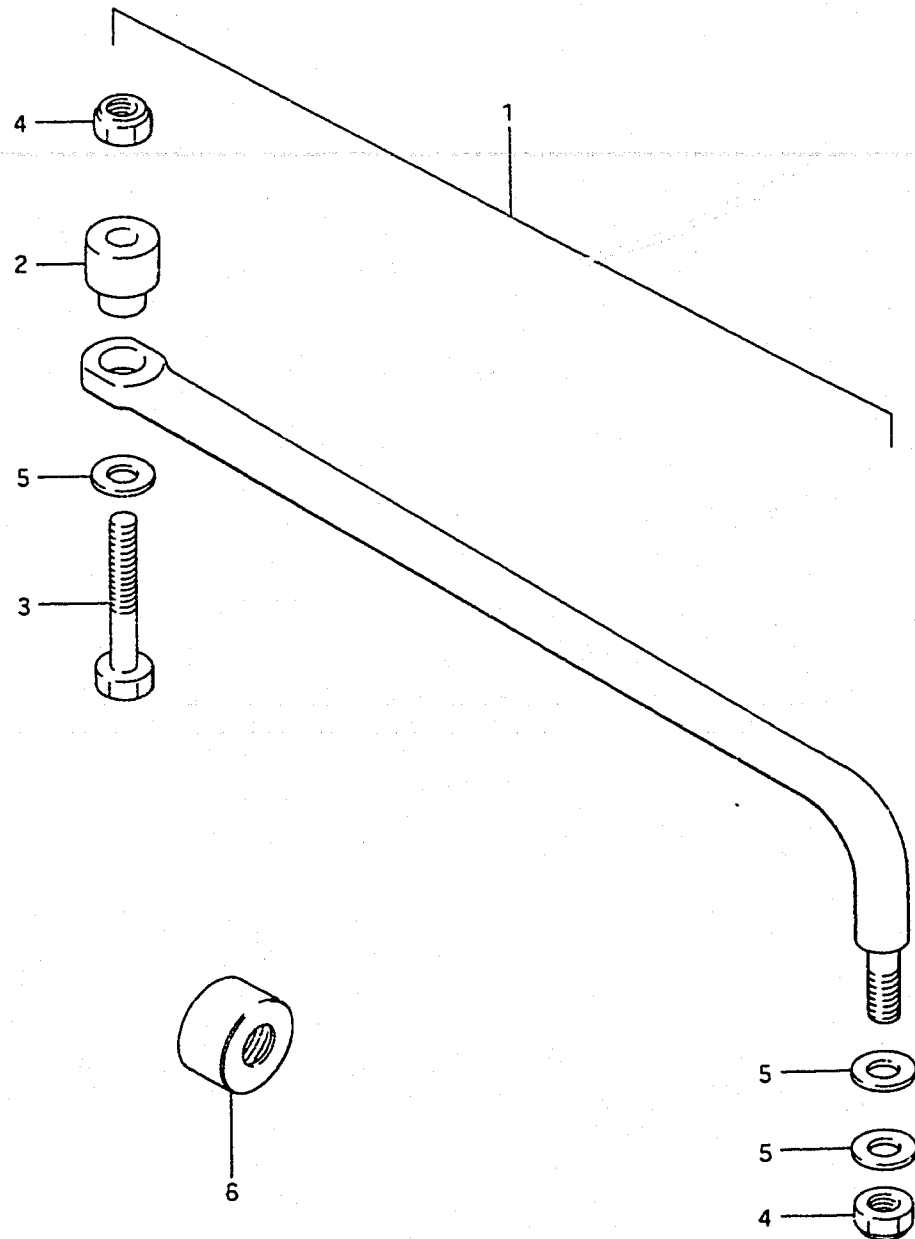
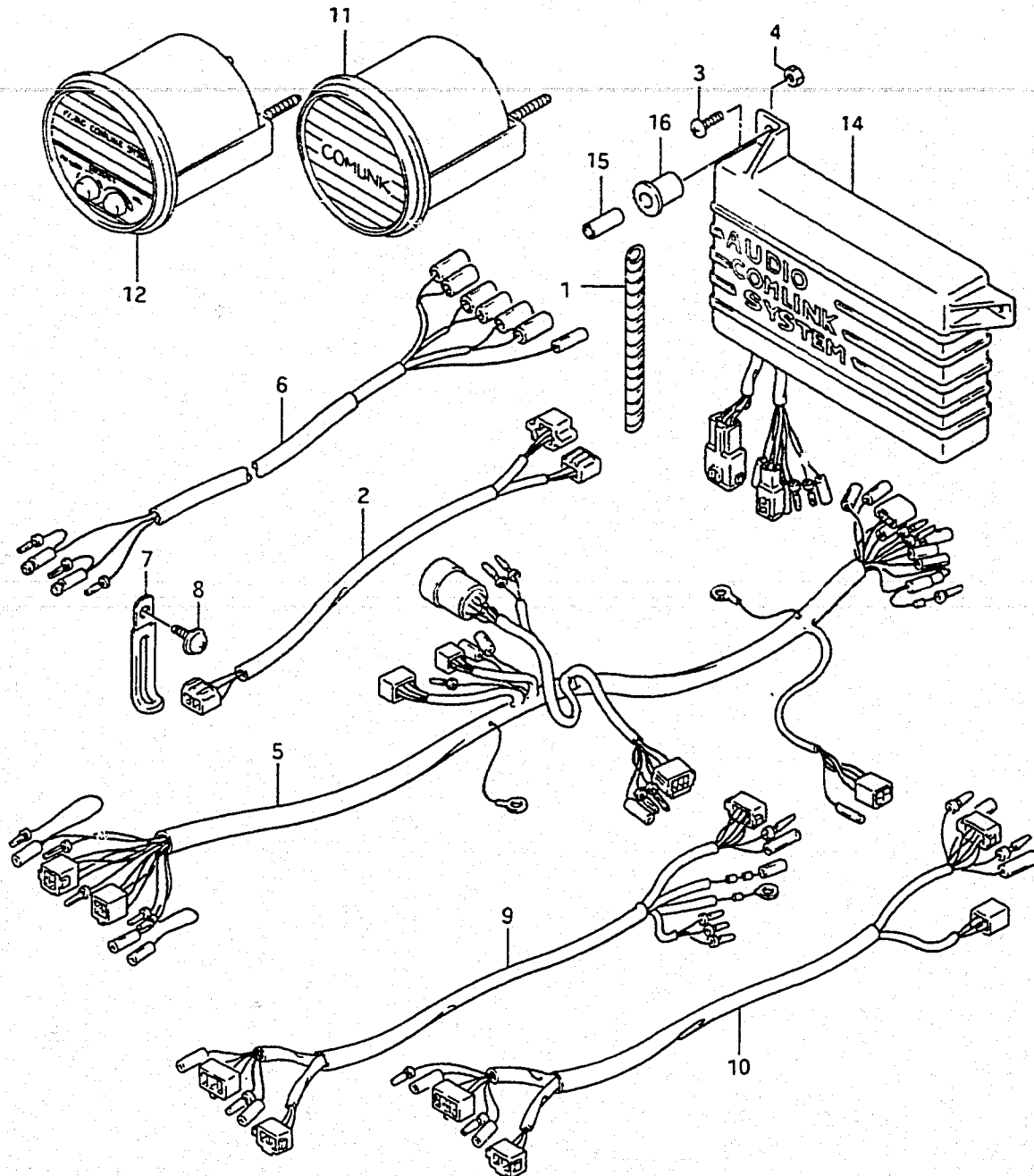


FIG. 96

FIG.96 (2-A- 2)

OPT:VOICE UNIT (DT200S/200SG)



REF.NO.	PART NO.	DESCRIPTION	Q'TY	REMARKS
1	38423-95510	TUBE (6X8X150)	1	L:150→100
2	36680-87D10	WIRE, SPEAKER	1	OPT
3	02112-05167	SCREW, VOICE WARNING	3	MODEL:91,92
4	08310-00057	NUT, VOICE WARNING	3	MODEL:91,92
5-1	36610-87D30	HARNESS ASSY, WIRING	1	MODEL:89,90
5-2	36610-87D50	HARNESS ASSY, WIRING	1	MODEL:91,92
6	36630-87D00	HARNESS ASSY, METER EXT	1	
7	09404-06432	.CLAMP	3	
9-1	36660-87D30	WIRE, METER EXT	1	MODEL:87-90/L:6500 FOR OIL INDICATOR
9-2	36660-87E50	WIRE, METER EXT	1	MODEL:91,92/DT200S,200SG L:6500, FOR OIL INDICATOR
10-1	36660-87D60	WIRE, METER EXT	1	OPT.MODEL:87-90,L:2000 FOR OIL INDICATOR
10-2	36660-87D70	WIRE, METER EXT	1	OPT,MODEL:87-90,L:5000 FOR OIL INDICATOR
10-3	36660-87E80	WIRE, METER EXT	1	OPT,MODEL:91,92,L:2000 FOR OIL INDICATOR
10-4	36660-87E90	WIRE, METER EXT	1	OPT,MODEL:91,92,L:5000 FOR OIL INDICATOR
10-5	36660-95610	WIRE, MONITOR GAUGE EXT	1	OPT:MODEL:93 L:7200
10-6	36660-92E90	WIRE, MONITOR GAUGE EXT	1	OPT:MODEL:93 L:1700
11	39102-87D00	SPEAKER ASSY, VOICE WARNING	1	MODEL:88
12	39102-87D10	SPEAKER ASSY, VOICE WARNING	1	MODEL:89-92
14	39190-87D11	UNIT, VOICE WARNING	1	MODEL:89-92
15	09180-05031	SPACER	3	MODEL:88-90
16	09320-07010	CUSHION	3	MODEL:88-90

FIG. 97

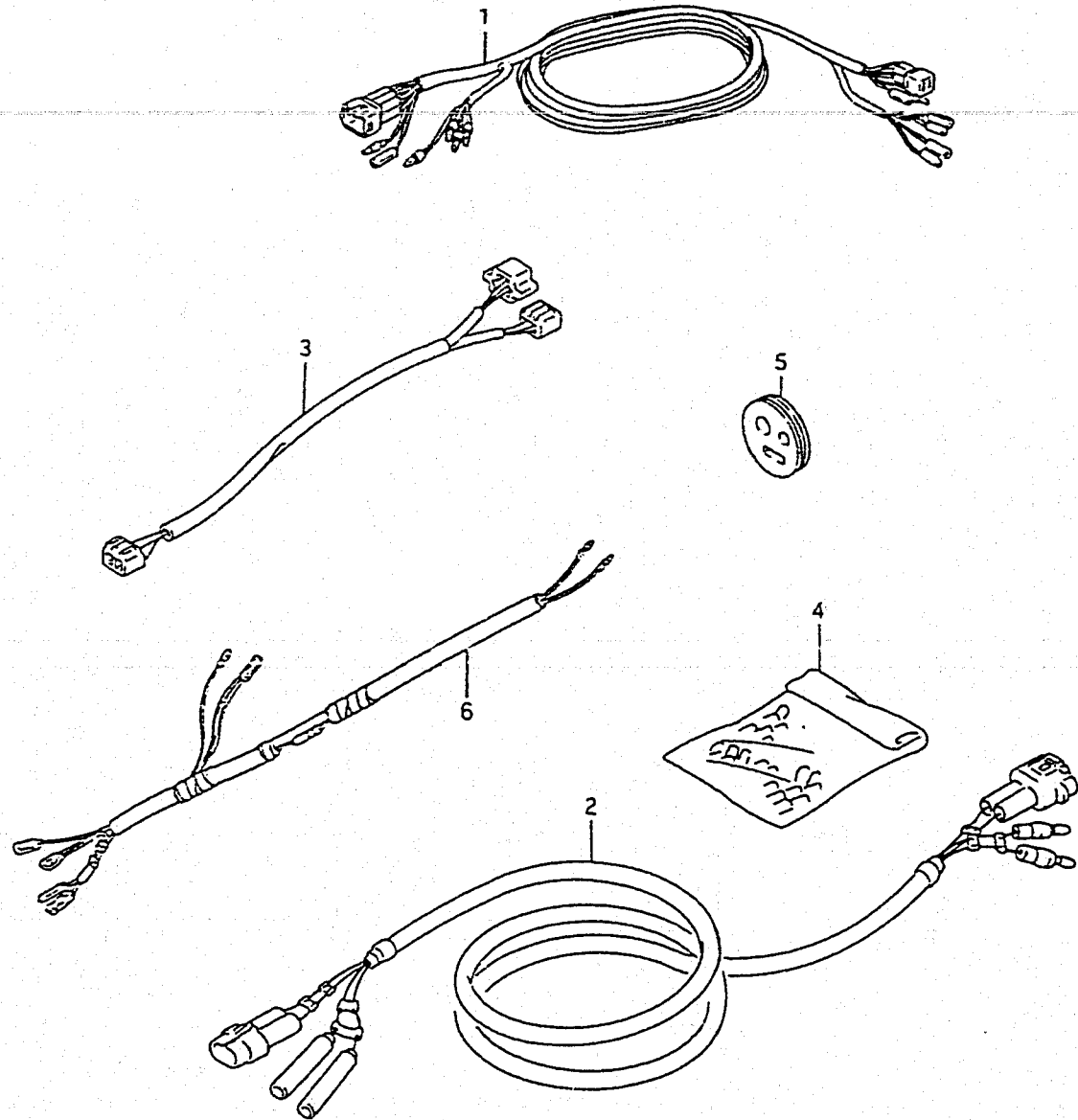


FIG.97 (2-A- 3)

OPT:HARNESS

REF.NO.	PART NO.	DESCRIPTION	Q'TY	REMARKS
1-1	36660-87D80	WIRE, METER EXT	1	MODEL:87-90/DT150,150S,175,200 L:5000
1-2	36660-87E80	WIRE, METER EXT	1	MODEL:91/DT150,150S,175,200 L:2000
1-3	36660-87D90	WIRE, METER EXT	1	MODEL:87-90/DT150,150S,175,200 L:5000
1-4	36660-87E90	WIRE, METER EXT	1	MODEL:91/DT150,150S,175,200 L:5000
1-5	36660-87D60	WIRE, METER EXT	1	MODEL:90,91/DT200S L:2000
1-6	36660-87D70	WIRE, METER EXT	1	MODEL:90,91/DT200S L:5000
2	36670-94700	WIRE, SWITCH EXT	1	
3	36680-87D10	WIRE, SPEAKER	1	
4	36990-87D00	TERMINAL & SLEEVE SET	1	
5	36658-94701	GROMMET, CABLE	1	
6	34109-94500	LEAD METER EXT	1	

FIG. 98

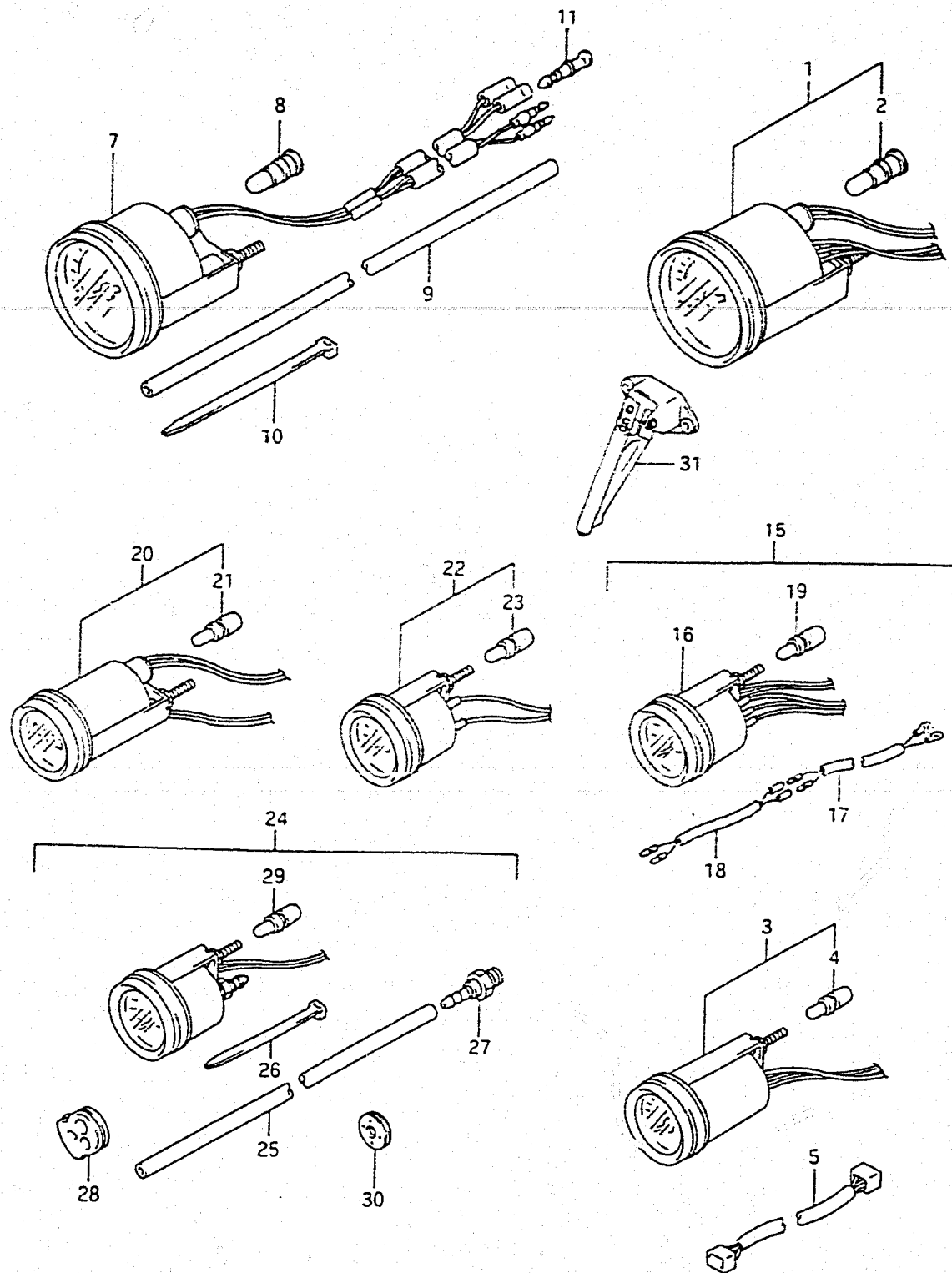


FIG.98 (2-A- 4)

OPT:METER

REF.NO.	PART NO.	DESCRIPTION	Q'TY	REMARKS
1	34200-92E02	TACHOMETER	1	STD
2	09471-12179	.BULB	1	
3	34800-92E00	METER ASSY, TRIM	1	
4	09471-12180	.BULB	1	
5	36682-92E00	WIRE, TRIM GAUGE EXT	1	
6				NOT LISTED
7-1	34100-92E00	.SPEEDOMETER	1	MAX 80M/H
7-2	34100-92E10	.SPEEDOMETER	1	MAX 50M/H
8	09471-12179	.BULB	1	
9	34191-92E00	.TUBE	1	
10	09407-14407	.BAND	2	←34192-92E00
11	36615-96300	.TERMINAL, RESIN	2	
12				NOT LISTED
13				NOT LISTED
15	34300-92E00	GAUGE ASSY, FUEL	1	
16	34320-92E00	.GAUGE, FUEL	1	
17	34310-92E00	.LEAD, FUEL GAUGE	1	
18	34360-92E00	.ADAPTER, FUEL GAUGE	1	
19	09471-12180	.BULB	1	
20	34500-92E00	METER ASSY, HOUR	1	
21	09471-12180	.BULB	1	
22	34600-92E00	METER ASSY, VOLTAGE	1	
23	09471-12180	.BULB	1	
24-1	34650-92E00	GAUGE ASSY, WATER PRESSURE	1	30PSI
24-2	34650-92E10	GAUGE ASSY, WATER PRESSURE	1	15PSI
25	34191-92E00	.TUBE	1	
26	09407-14407	.BAND	1	←34192-92E00
27	34652-92E00	.UNION	1	
28	36658-95600	.GROMMET	1	
29	09471-12180	.BULB	1	
30	09320-08028	.GROMMET	1	
31	34190-87D00	SENDER ASSY, SPEEDOMETER	1	

FIG. 99

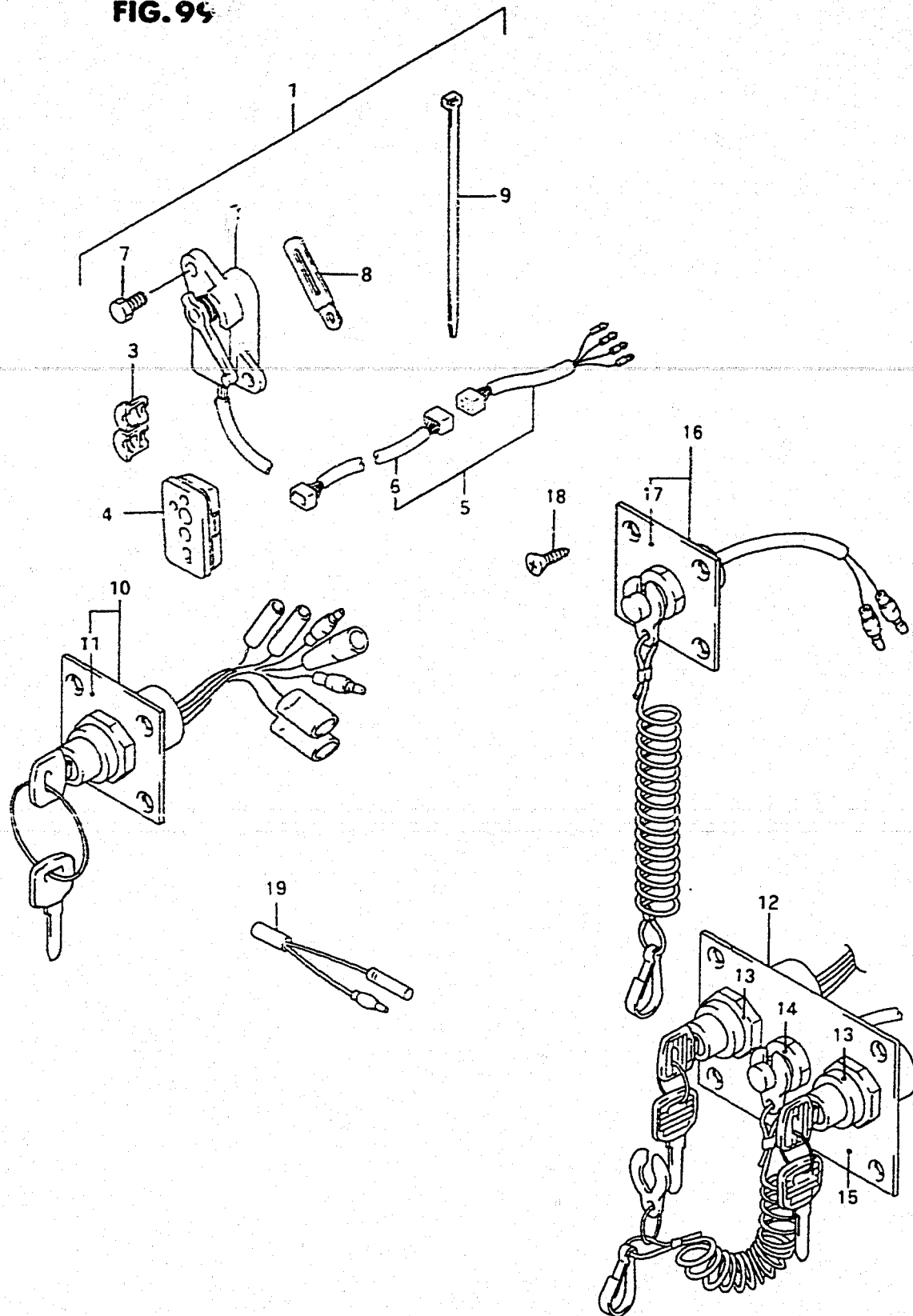


FIG.99 (2-A- 5)

OPT:PANEL SWITCH

REF.NO.	PART NO.	DESCRIPTION	Q'TY	REMARKS
1	34804-94600	SENDER SET, TRIM	1	
2	34801-87D11	.TRIM SENDER	1	
3	34803-94500	.GROMMET, SENDER LEAD	1	
4	36656-94612	.GROMMET, CABLE	1	
5	36680-92E00	.WIRE ASSY, TRIM METER EXT	1	
6	36682-92E00	..WIRE, TRIM METER EXT	1	
7	01550-06167	.BOLT, TRIM SENDER	2	←09100-06102
8	09404-06432	.CLAMP, SENDER LEAD	1	
9-1	09407-14407	.CLAMP, SENDER CONNECTOR	2	
9-2	09407-14403	.CLAMP	1	
10	37100-92E00	PANEL ASSY, IGNITION SWITCH	1	
11	37139-92E00	.PANEL	1	
12	37100-92E12	PANEL ASSY, DUAL ENGINE SWITCH	1	STD:DT225G
13	37110-92E01	SWITCH, IGNITION	2	
14	37820-92E90	.SWITCH, EMERGENCY	1	
15	37139-92E10	.PANEL	1	
16	37803-92E00	PANEL ASSY, EMERGENCY SWITCH	1	
17	37825-92E00	.PANEL	1	
18	03221-05163	.SCREW	4	
19	34826-87D00	RESISTOR, AIR TEMP SENSOR	1	

FIG. 100

REF.NO.

PART NO.

DESCRIPTION

REMARKS

THIS
ILLUSTRATION
INTENTIONALLY
LEFT BLANK

THIS
PAGE
INTENTIONALLY
LEFT BLANK.

FIG. 101

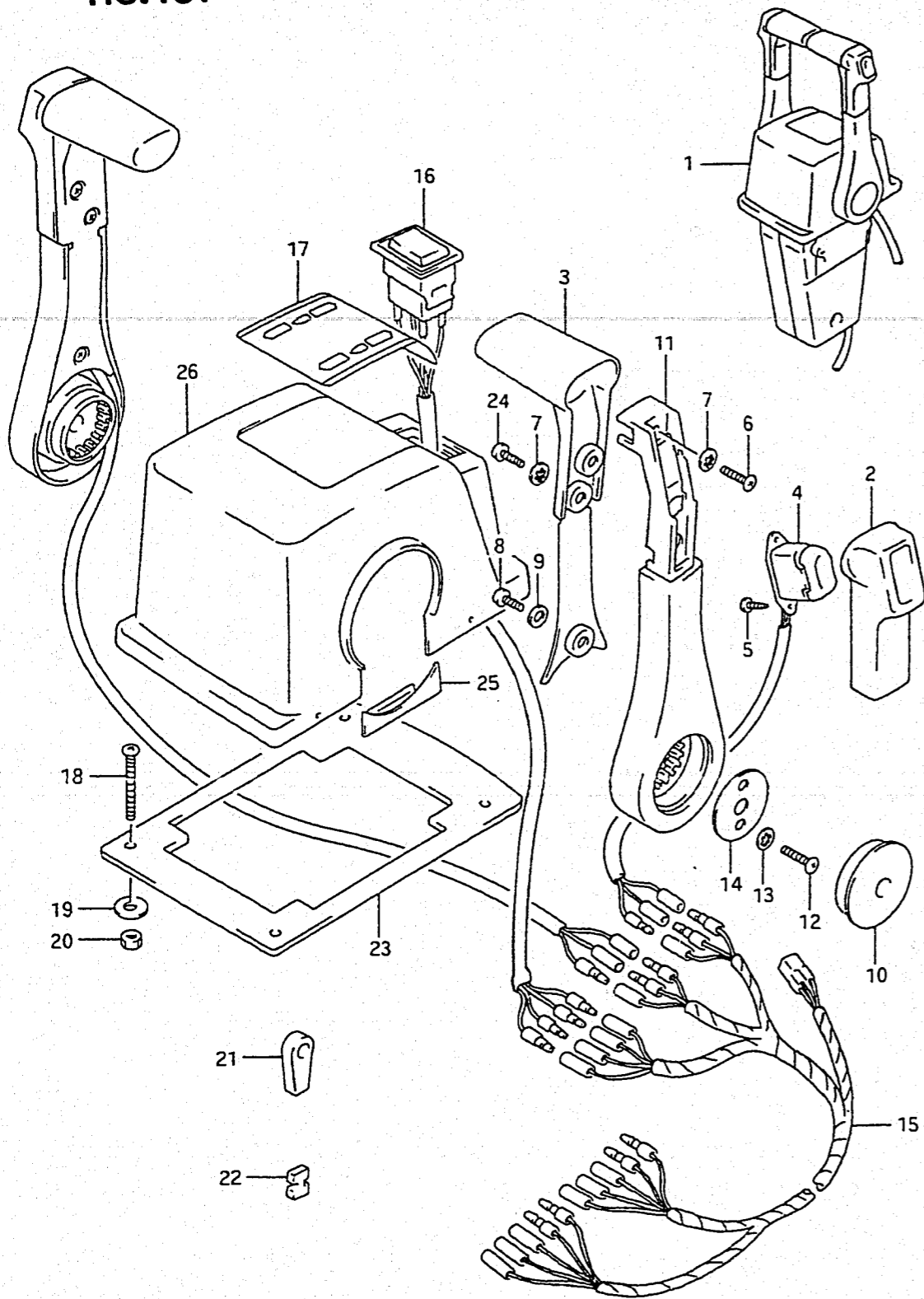
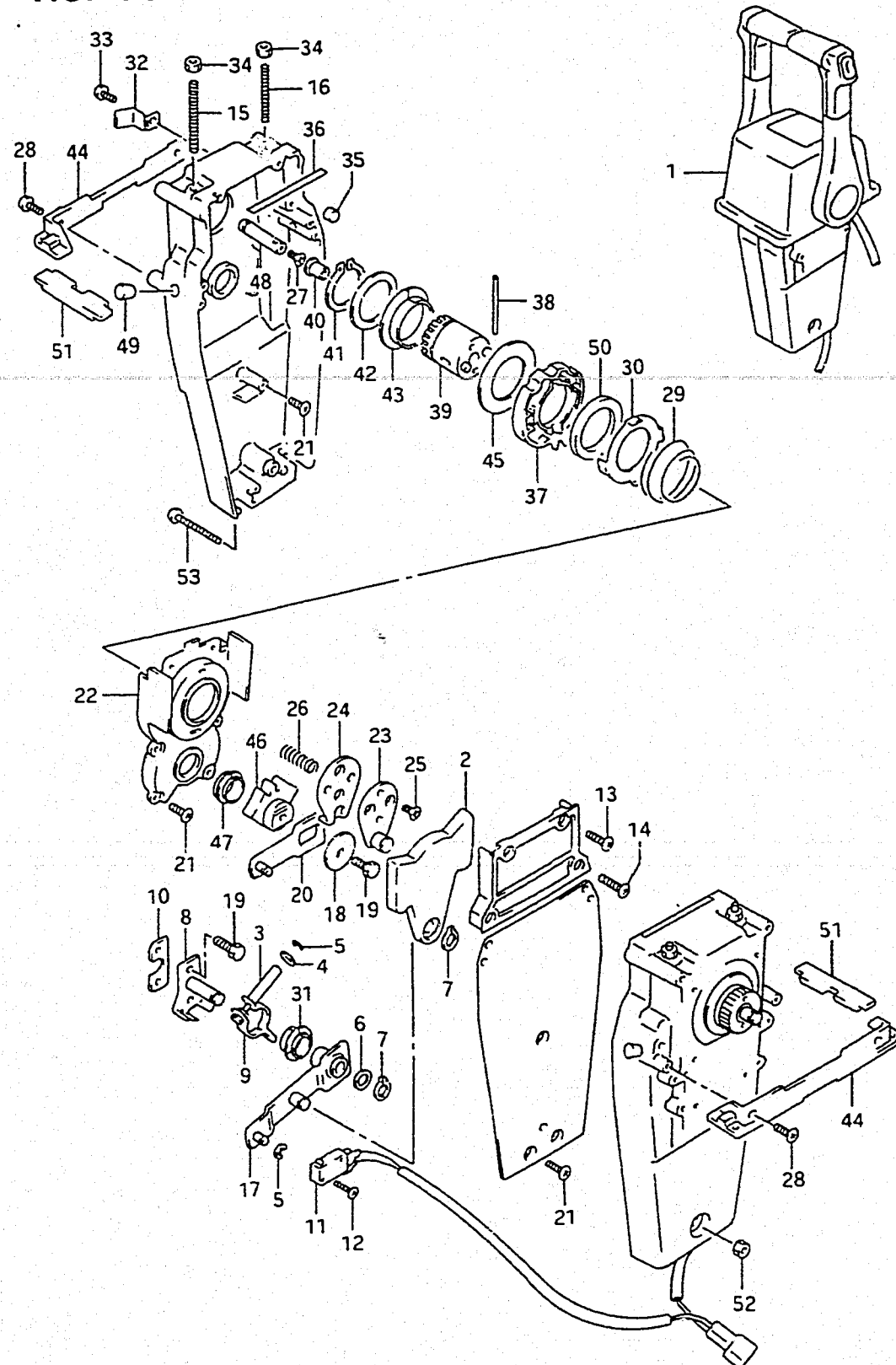


FIG.101(2-B- 2) OPT:TOP MOUNT DUAL (1)

REF.NO.	PART NO.	DESCRIPTION	Q'TY	REMARKS
1	67200-92E12	REMOTE CONTROL ASSY	1	
2	67261-92E00	.GRIP, NO.1	2	
3	67263-92E00	.GRIP, NO.2	2	
4	37850-92E21	.SWITCH ASSY, PTT	2	
5	67295-92E10	.SCREW	4	
6	67296-88D10	.SCREW	2	
7	67288-92E20	.WASHER	6	
8	67296-92E70	.SCREW	2	
9	67288-92E40	.WASHER	2	
10	67257-92E00	.CAP, LEVER	2	
11	67251-92E00	.LEVER, HANDLE	2	
12	67296-92E60	.SCREW	4	
13	67288-92E30	.WASHER	4	
14	67253-92E00	.WASHER	2	
15	36890-92E10	.WIRE HARNESS	1	
16	37220-92E00	.SWITCH ASSY, MODE CHANGING	1	
17	67282-92E00	.DECAL	1	
18	67296-92E30	.SCREW	4	
19	09160-05024	.WASHER	4	
20	67287-92E00	.NUT	4	
21	67275-95600	.END, CABLE	4	
22	67273-95600	.SPACER	2	
23	67273-92E10	.GROMMET	1	
24	67295-92E00	.SCREW	4	
25	67271-92E00	.COVER	2	
26	67211-92E10	.COVER	1	

FIG.102

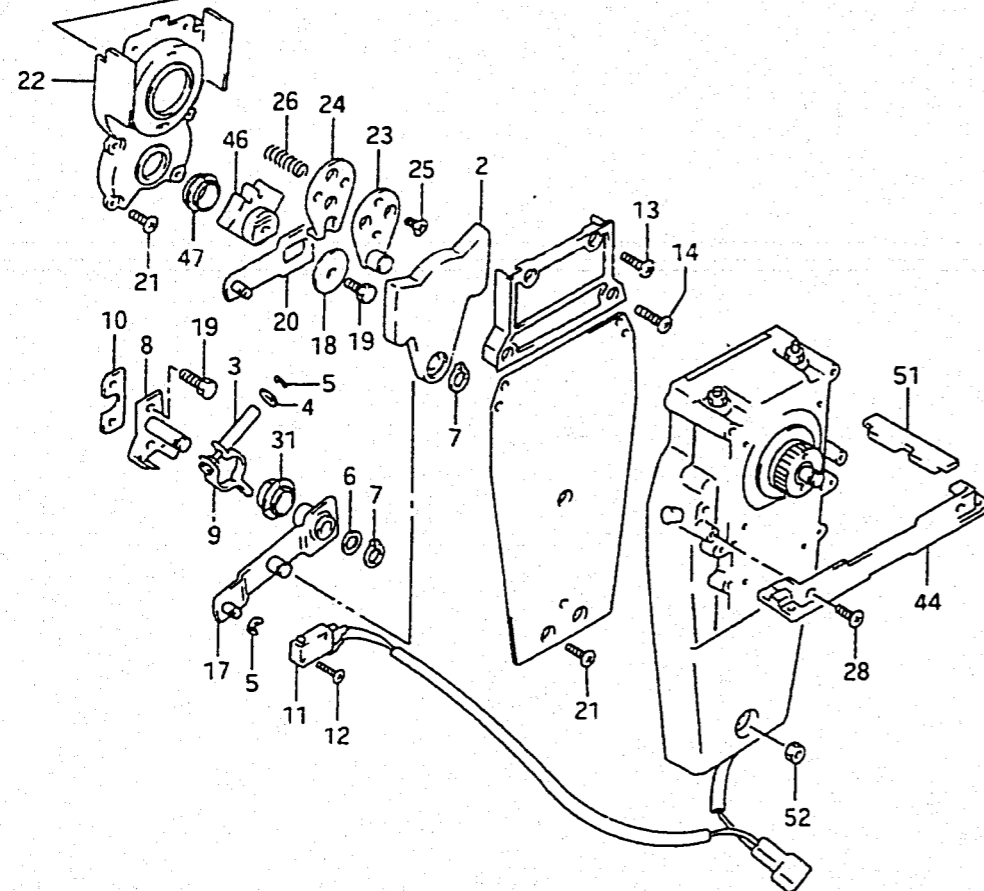
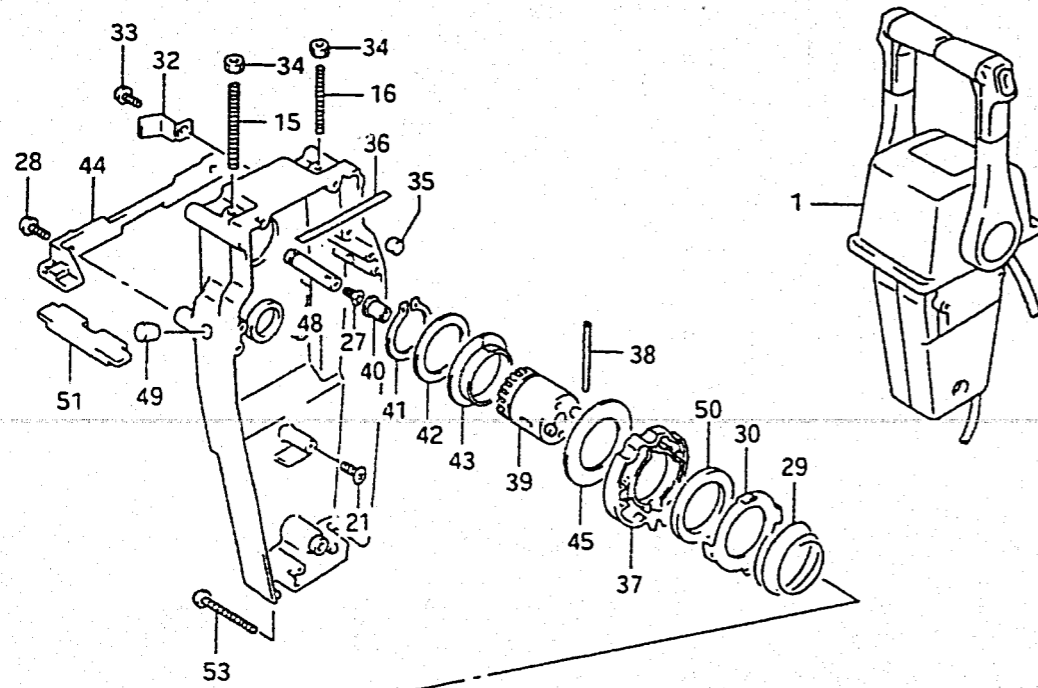


REF.NO.	PART NO.	DESCRIPTION	Q'TY	REMARKS
1	67200-92E12	REMOTE CONTROL ASSY, TWIN	1	
2	67222-92E00	.DUAL PLATE	2	
3	67223-92E00	.BRAKE ADJUST	2	
4	67288-92E00	.WASHER	2	
5	67292-94300	.E RING	8	
6	67288-92E10	.WASHER	2	
7	67291-92E00	.SNAP RING	4	
8	67221-92E00	.SHIFT ASSY	2	
9	67224-92E00	.BRAKE ARM ASSY	2	
10	67294-92E00	.SPACER	2	
11	37721-92E10	.SWITCH ASSY, N/R	1	
12	67296-92E10	.SCREW	4	
13	67296-88D10	.SCREW	4	
14	67296-92E20	.SCREW	4	
15	67226-92E00	.BOLT, STOPPER FRONT	2	
16	67226-92E10	.BOLT, STOPPER RR	2	
17	67240-92E00	.ARM ASSY, THROTTLE	2	
18	67228-92E00	.WASHER	2	
19	67286-92E00	.BOLT	6	
20	67230-92E00	.ARM ASSY, SHIFT	2	
21	09125-05042	.SCREW	16	5X10
22	67234-92E00	.CASE, GEAR	2	
23	67245-92E00	.LEVER ASSY. THROTTLE	2	
24	67227-92E00	.STOPPER	2	
25	09126-06006	.SCREW	4	
26	67225-92E00	.SPRING	2	
27	09125-04004	.SCREW	2	
28	67296-95610	.SCREW	4	
29	67233-92E00	.SPRING	2	
30	67235-92E00	.PLATE, SHIFT LOCK	2	
31	67232-95620	.BUSH	2	
32	67269-92E00	.BRACKET	2	
33	67296-88D10	.SCREW	2	
34	09140-06020	.NUT	4	
35	67236-92E00	.ROLLER	2	

FIG.102

FIG.102(2-B-4)

OPT:TOP MOUNT DUAL (2)

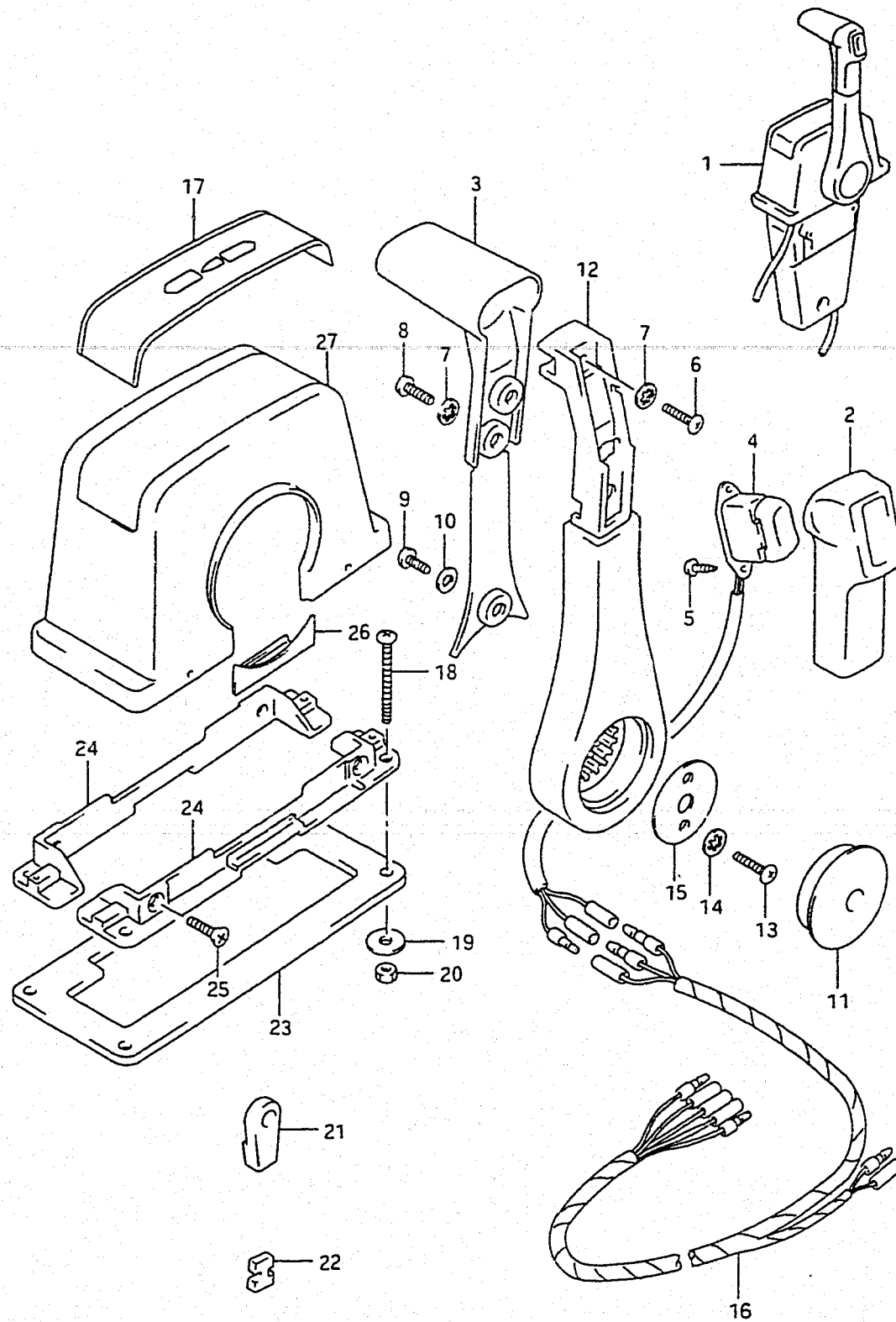


REF.NO.	PART NO.	DESCRIPTION	Q'TY	REMARKS
36	67237-92E01	.SPRING	12	
37	67238-92E00	.GEAR, DRIVE	2	
38	67239-92E00	.PIN	2	
39	67246-92E00	.SHAFT, DRIVE	2	
40	67252-92E00	.BUSH	2	
41	67291-92E10	.SNAP RING	2	
42	67253-92E10	.WASHER	2	
43	67252-92E10	.BUSH	2	
44	67274-92E00	.FLANGE	2	
45	67253-95600	.WASHER	2	
46	67231-92E00	.GEAR, SHIFT	2	
47	67232-95600	.BUSH	2	
48	67241-92E00	.ROD, FREE ACC	2	
49	67243-92E00	.GROMMET	2	
50	67239-92E10	.PLATE, SHIFT PIN	2	
51	67272-92E10	.SEAL, FLANGE	2	
52	67287-92E10	.NUT	1	
53	67296-92E80	.SCREW	3	

FIG. 103

FIG.103(2-B- 5)

OPT:TOP MOUNT SINGLE (1)

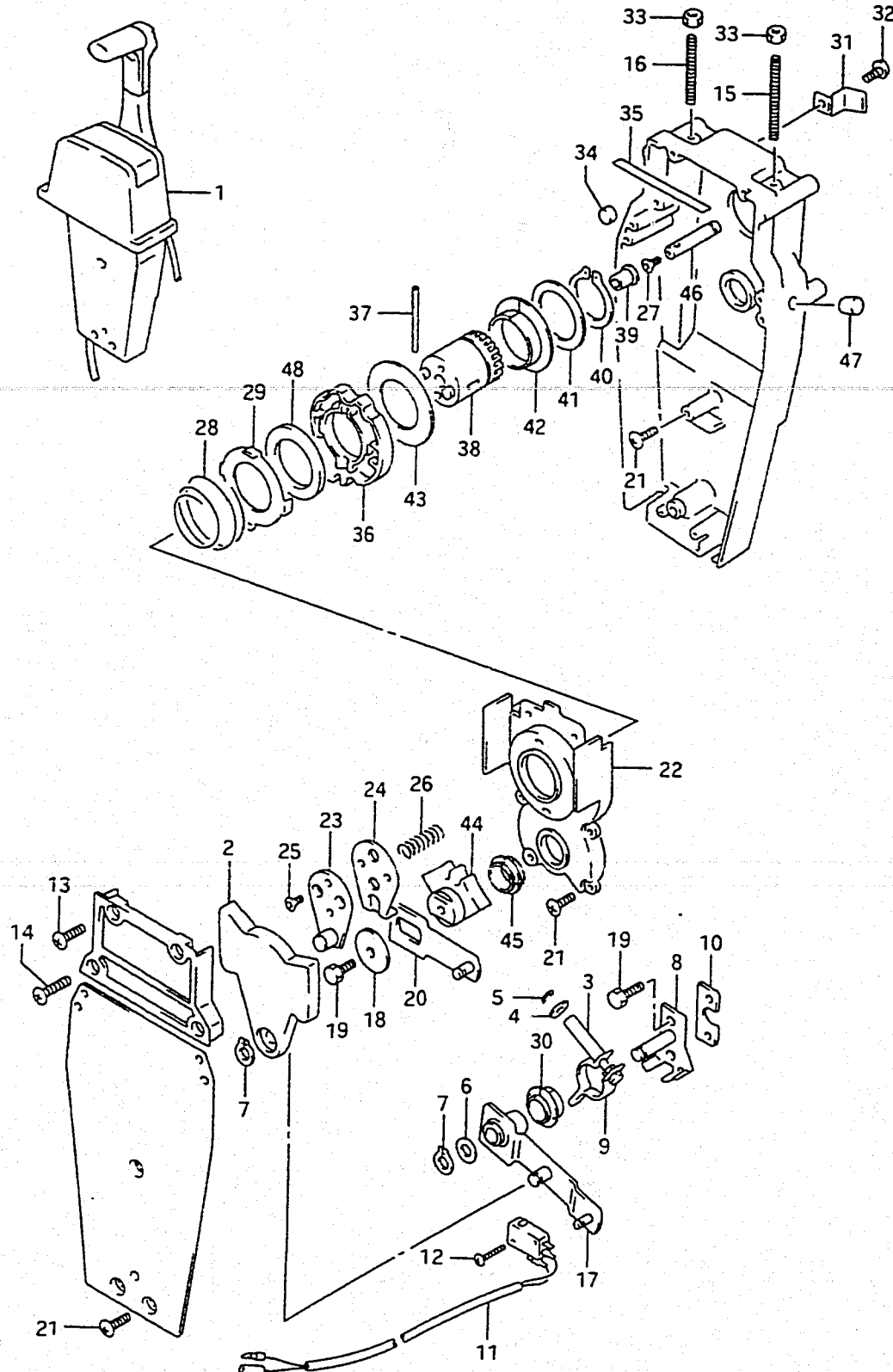


REF.NO.	PART NO.	DESCRIPTION	Q'TY	REMARKS
1	67200-92E02	REMOTE CONTROL ASSY	1	
2	67261-92E00	.GRIP, NO.1	1	
3	67263-92E00	.GRIP, NO.2	1	
4	37850-92E21	.SWITCH ASSY, PTT	1	
5	67295-92E10	.SCREW	2	
6	67296-88D10	.SCREW	1	
7	67288-92E20	.WASHER	3	
8	67295-92E00	.SCREW	2	
9	67296-92E70	.SCREW	1	
10	67288-92E40	.WASHER	1	
11	67257-92E00	.CAP, LEVER	1	
12	67251-92E00	.LEVER, HANDLE	1	
13	67296-92E60	.SCREW	2	
14	67288-92E30	.WASHER	2	
15	67253-92E00	.WASHER	1	
16	36890-92E00	.WIRE HARNESS	1	
17	67281-92E00	.DECAL	1	
18	67296-92E30	.SCREW	4	
19	09160-05024	.WASHER	4	
20	67287-92E00	.NUT	4	
21	67275-95600	.END, CABLE	2	
22	67273-95600	.SPACER	1	
23	67273-92E00	.GROMMET	1	
24	67274-92E00	.FLANGE	2	
25	67296-95610	.SCREW	4	
26	67271-92E00	.COVER	1	
27	67211-92E00	.COVER	1	

FIG. 104

FIG. 104(2-B-6)

OPT:TOP MOUNT SINGLE (2)

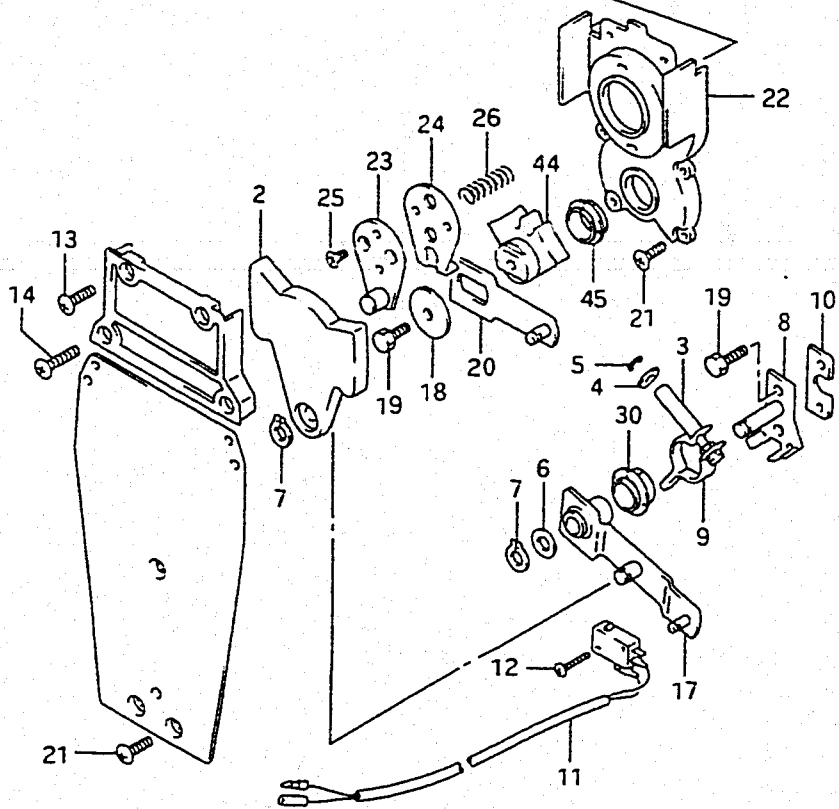
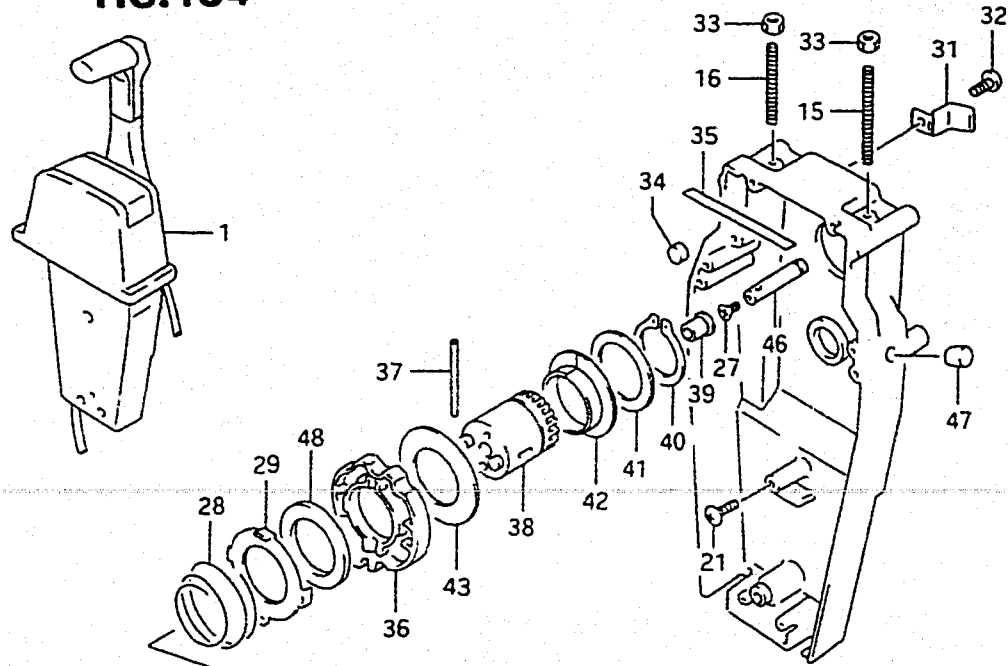


REF.NO.	PART NO.	DESCRIPTION	Q'TY	REMARKS
1	67200-92E02	REMOTE CONTROL ASSY, SINGLE	1	
2	67222-92E00	.DUAL PLATE	1	
3	67223-92E00	.BRAKE ADJUST	1	
4	67288-92E00	.WASHER	1	
5	67292-94300	.E RING	4	
6	67288-92E10	.WASHER	1	
7	67291-92E00	.SNAP RING	2	
8	67221-92E00	.SHIFT ASSY	1	
9	67224-92E00	.BRAKE ARM ASSY	1	
10	67294-92E00	.SPACER	1	
11	37721-92E20	.SWITCH ASSY, N/R	1	
12	67296-92E10	.SCREW	2	3X15
13	67296-88D10	.SCREW	2	5X16
14	67296-92E20	.SCREW	2	5X25
15	67226-92E00	.BOLT, STOPPER FRONT	1	
16	67226-92E10	.BOLT, STOPPER RR	1	
17	67240-92E00	.ARM ASSY, THROTTLE	1	
18	67228-92E00	.WASHER	1	
19	67286-92E00	.BOLT	3	6X18
20	67230-92E00	.ARM ASSY, SHIFT	1	
21	09125-05042	.SCREW	9	5X10
22	67234-92E00	.CASE, GEAR	1	
23	67245-92E00	.LEVER ASSY, THROTTLE	1	
24	67227-92E00	.STOPPER	1	
25	09126-06006	.SCREW	2	6X20
26	67225-92E00	.SPRING	1	
27	09125-04004	.SCREW	1	4X6
28	67233-92E00	.SPRING	1	
29	67235-92E00	.PLATE, SHIFT LOCK	1	
30	67232-95620	.BUSH	1	
31	67269-92E00	.BRACKET	1	
32	67296-88D10	.SCREW	1	
33	09140-06020	.NUT	2	
34	67236-92E00	.ROLLER	1	
35	67237-92E01	.SPRING	6	

FIG. 104

FIG.104(2-B- 7)

OPT:TOP MOUNT SINGLE (2)



REF.NO.	PART NO.	DESCRIPTION	Q'TY	REMARKS
36	67238-92E00	.GEAR, DRIVE	1	
37	67239-92E00	.PIN	1	
38	67246-92E00	.SHIFT, DRIVE	1	
39	67252-92E00	.BUSH	1	
40	67291-92E10	.SNAP RING	1	
41	67253-92E10	.WASHER	1	
42	67252-92E10	.BUSH	1	
43	67253-95600	.WASHER	1	
44	67231-92E00	.GEAR, SHIFT	1	
45	67232-95600	.BUSH	1	
46	67241-92E00	.ROD, FREE ACC	1	
47	67243-92E00	.GROMMET	1	
48	67239-92E10	.PLATE, SHIFT PIN	1	

FIG. 105

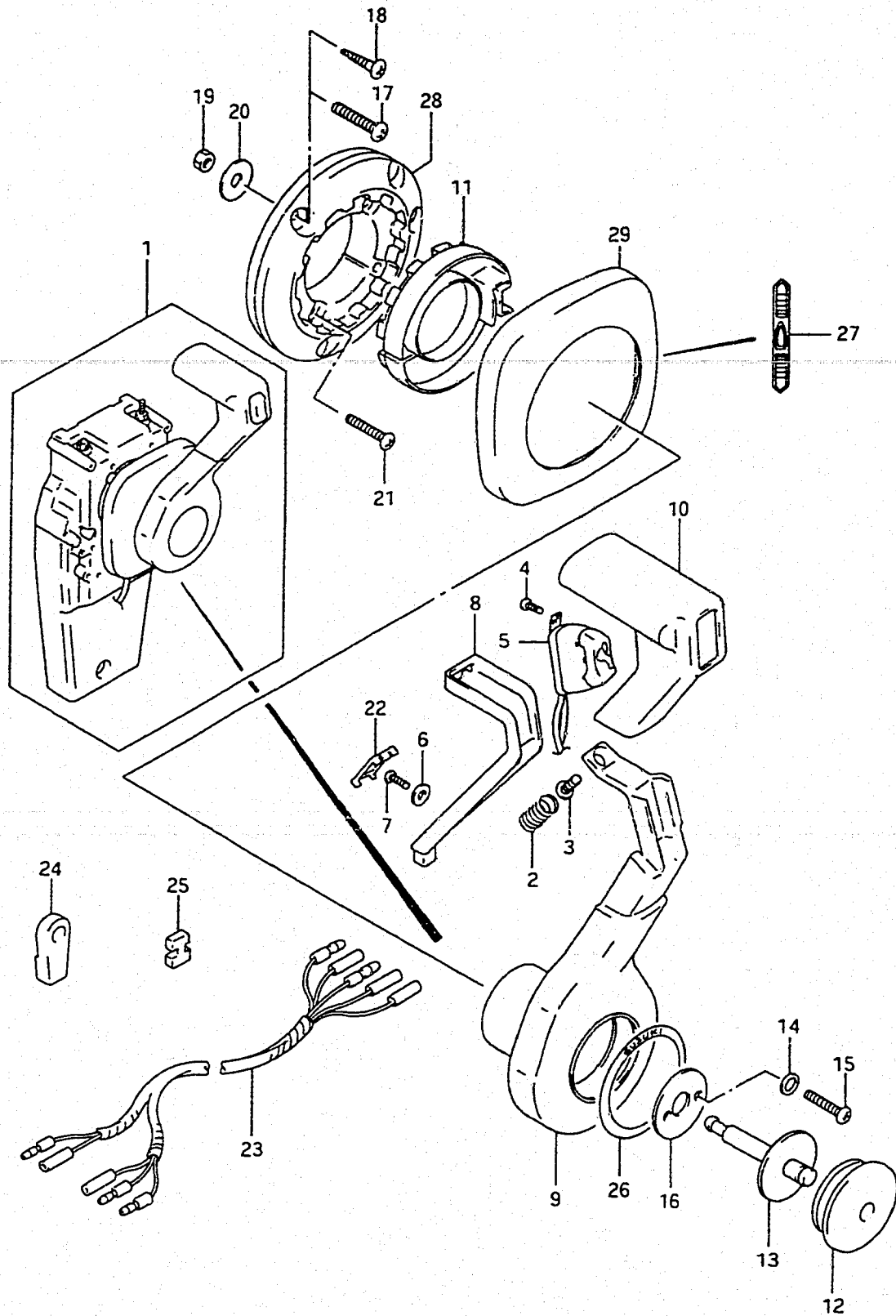


FIG.105(2-B- 8)

OPT: CONCEALED REMOCON (1)

REF.NO.	PART NO.	DESCRIPTION	Q'TY	REMARKS
1	67200-92E51	REMOTE CONTROL ASSY, CONCEALED1		
2	67298-92E50	.SPRING	1	
3	67296-94310	.SCREW	1	
4	67295-92E10	.SCREW (3X12)	2	
5	37850-92E21	.SWITCH ASSY, PTT	1	
6	67288-92E60	.WASHER	1	
7	09125-04021	.SCREW (4X20)	1	
8	67255-92E50	.ARM, NEUTRAL LOCK	1	
9	67251-92E50	.LEVER	1	
10	67261-92E50	.GRIP	1	
11	67256-92E50	.HCLDR, NEUTRAL LOCK	1	
12	67257-92E00	.CAP, LEVER	1	
13	67242-92E50	.SHAFT, FREE ACC	1	
14	67288-92E20	.WASHER	6	
15	67296-88D10	.SCREW (5X16)	4	
16	67288-92E70	.WASHER	1	
17	67296-88D20	.SCREW (6X35)	3	
18	67295-92E50	.SCREW (6X30)	3	
19	67287-92E50	.NUT	3	
20	09160-06104	.WASHER	3	
21	67296-88D30	.SCREW (5X30)	4	
22	67254-92E50	.COVER, LOCK ARM	1	
23	36890-92E00	.WIRING ASSY	1	
24	67275-95600	.ENG CABLE	2	
25	67273-95600	.SPACER	1	
26	67283-92E50	.DECAL, LEVER	1	
27	67284-92E50	.DECAL, CLUTCH	1	
28	67274-92E50	.BASE	1	
29	67211-92E50	.COVER	1	

FIG. 106

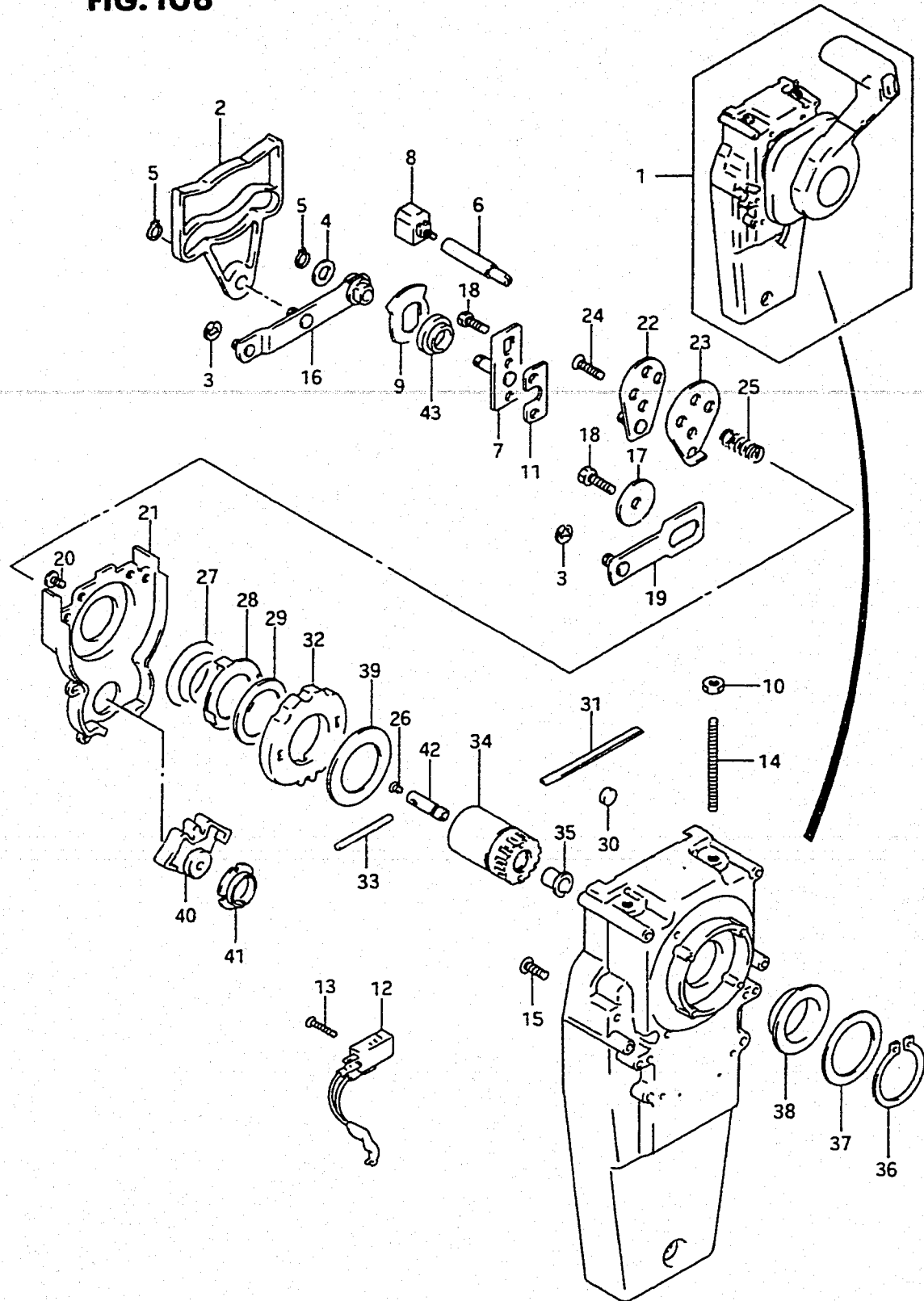


FIG.106(2-B- 9)

OPT:CONCEALED REMOCON (2)

REF.NO.	PART NO.	DESCRIPTION	Q'TY	REMARKS
1	67200-92E51	REMOTE CONTROL ASSY,CONCEALED1		
2	67222-92E00	.DUEL PLATE	1	
3	67292-94300	.E RING	3	
4	67288-92E10	.WASHER	1	
5	67291-92E00	.SNAP RING	2	
6	67223-92E50	.BRAKE ADJUST	1	
7	67221-92E50	.HOLDER ASSY	1	
8	67224-92E50	.BRAKE SHOE ASSY	1	
9	67225-92E50	.DISK, BRAKE	1	
10	09140-06020	.NUT	2	
11	67294-92E00	.SPACER	1	
12	37721-92E20	.SWITCH ASSY, NEUTRAL	1	
13	67296-92E10	.SCREW (3X15)	2	
14	67226-92E50	.BOLT, STOPPER	2	
15	67296-92E20	.SCREW (5X25)	2	
16	67240-92E50	.ARM ASSY, THROTTLE	1	
17	67228-92E00	.WASHER	1	
18	67286-92E00	.BOLT (6X18)	3	
19	67230-92E00	.ARM ASSY, SHIFT	1	
20	09125-05042	.SCREW (5X10)	11	
21	67234-92E00	.GEAR CASE	1	
22	67245-92E00	.LEVER ASSY, THROTTLE	1	
23	67227-92E00	.STOPPER	1	
24	67296-88D10	.SCREW (6X20)	2	
25	67225-92E00	.SPRING	1	
26	09125-040G4	.SCREW (4X6)	1	
27	67233-92E00	.SPRING	1	
28	67235-92E00	.PLATE, SHIFT LOCK	1	
29	67239-92E10	.PLATE, SHIFT PIN	1	
30	67236-92E00	.ROLLER	1	
31	67237-92E01	.SPRING	5	
32	67238-92E50	.GEAR, DRIVE	1	
33	67239-92E00	.PIN	1	
34	67246-92E50	.SHAFT, DRIVE	1	

FIG. 106

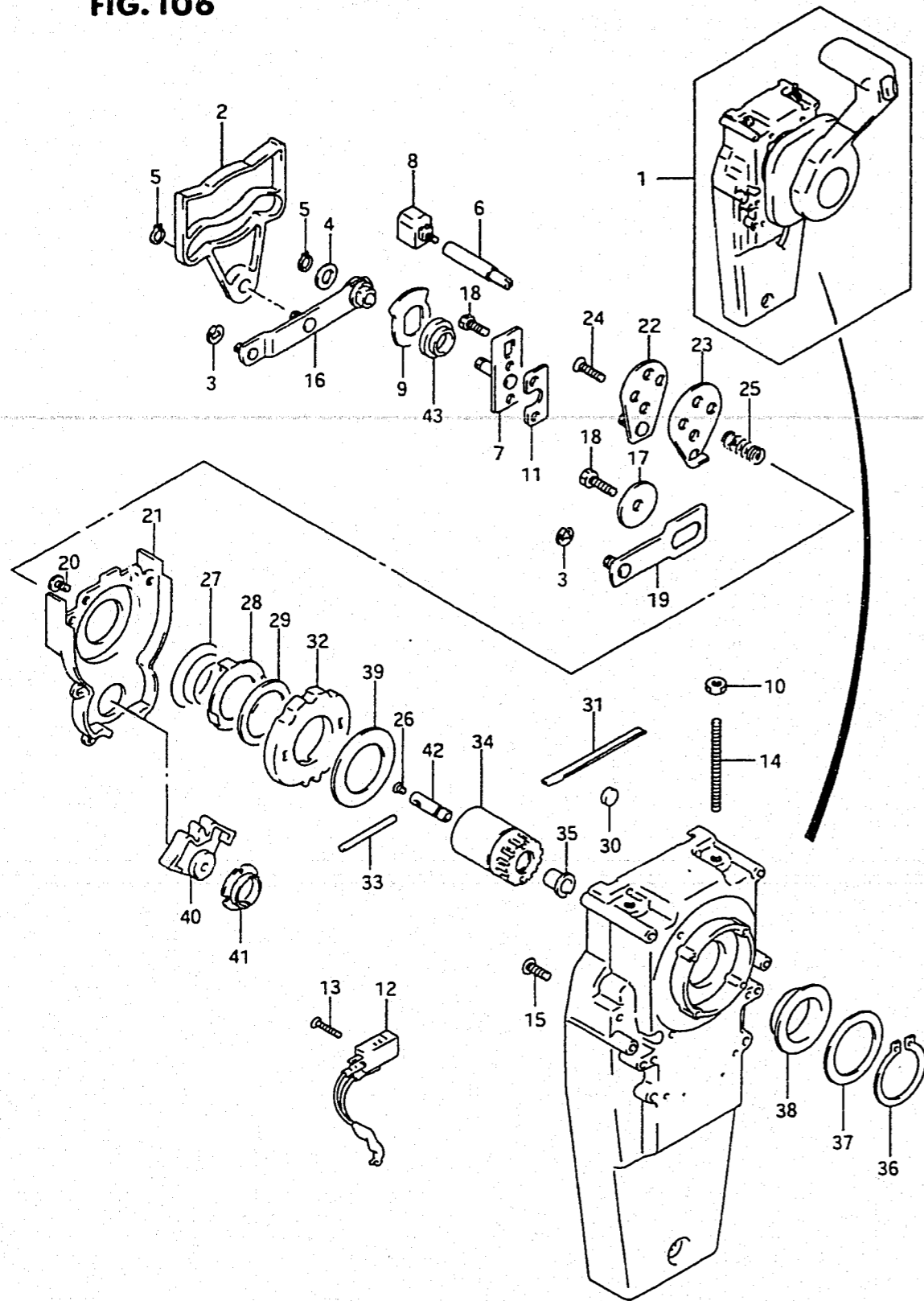


FIG.106(2-B)

CONCEALD REMOCON (2)

REF.NO.	PART N	DESCRIPTION	Q'TY	REMARKS
35	67252-92E00	.BUSH	1	
36	67291-92E10	.SNAP RING	1	
37	67253-92E10	.WASHER	1	
38	67252-92E10	.BUSH	1	
39	67253-95600	.WASHER	1	
40	67231-92E00	.GEAR, SHIFT	1	
41	67232-95600	.BUSH	1	
42	67241-92E50	.ROD, FREE ACC	1	
43	67232-92E50	.BUSH	1	

FIG. 107

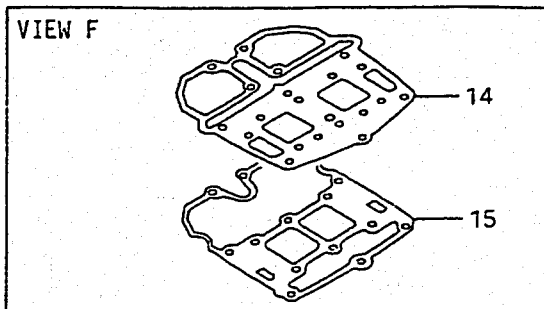
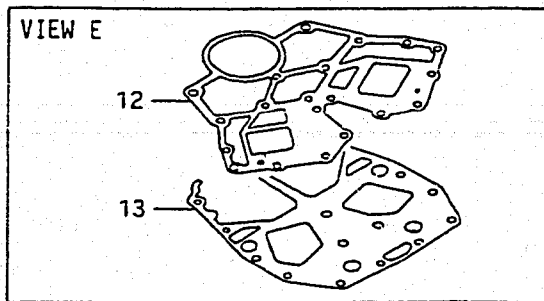
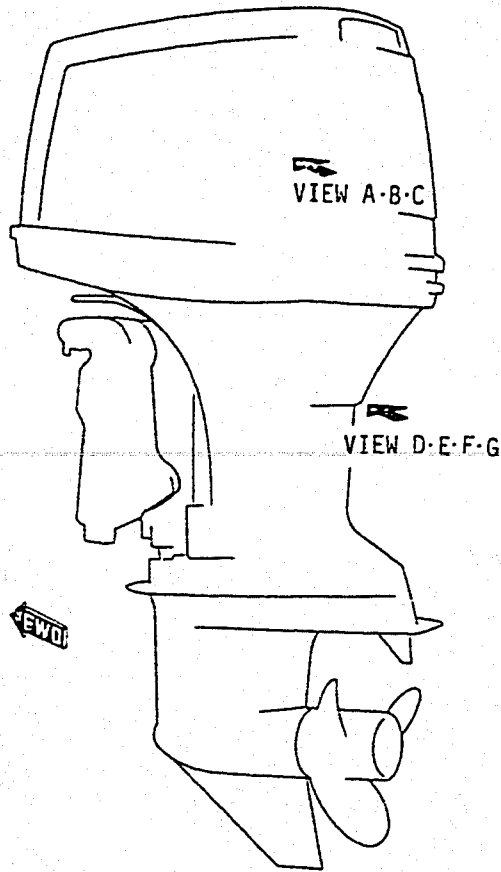
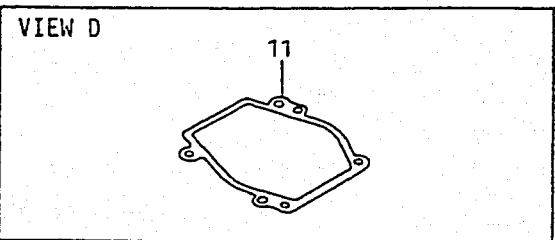
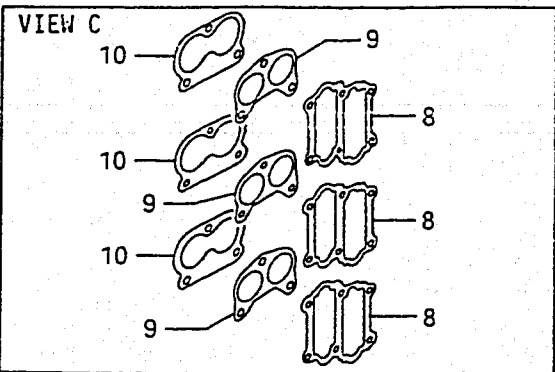
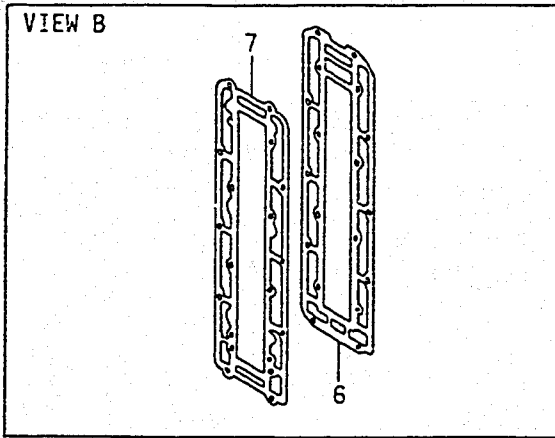
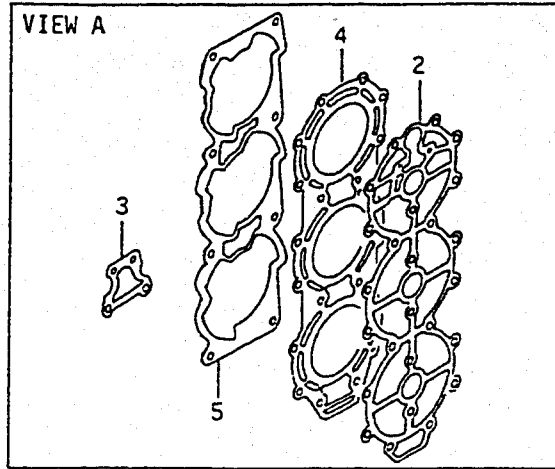


FIG.107(2-B-11) OPTIONAL : GASKET SET

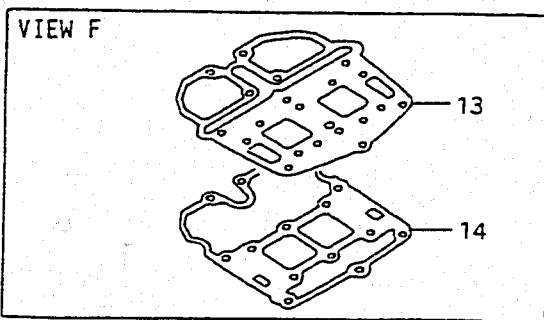
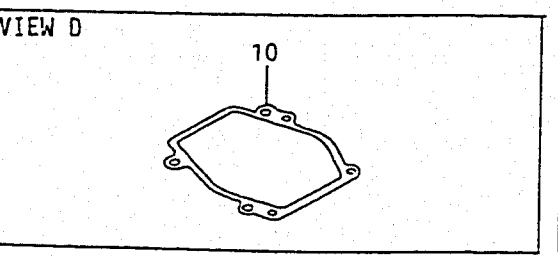
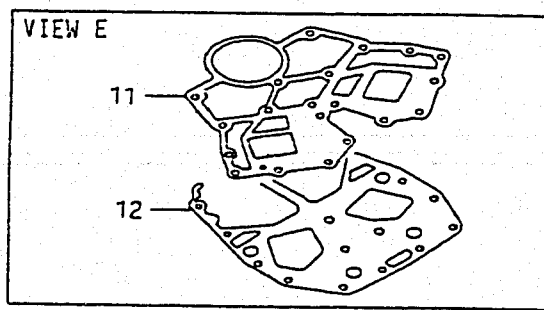
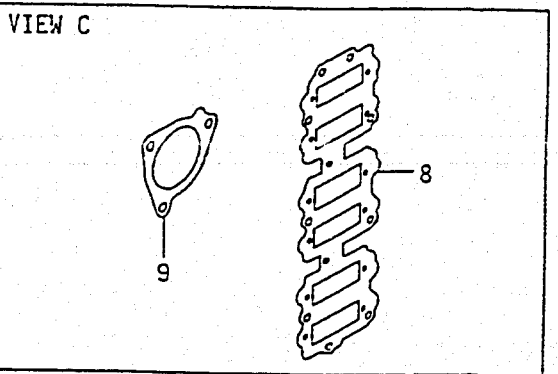
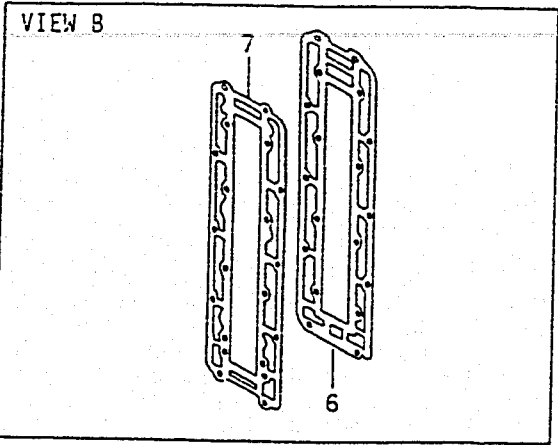
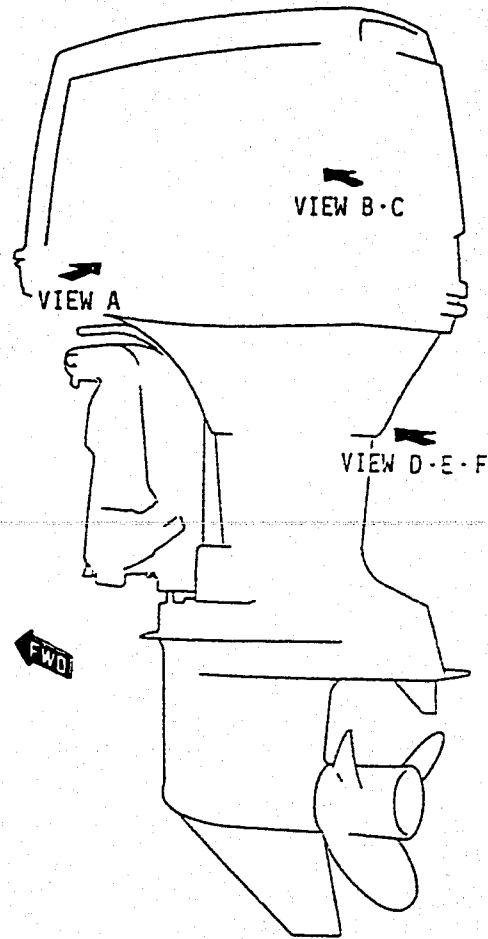
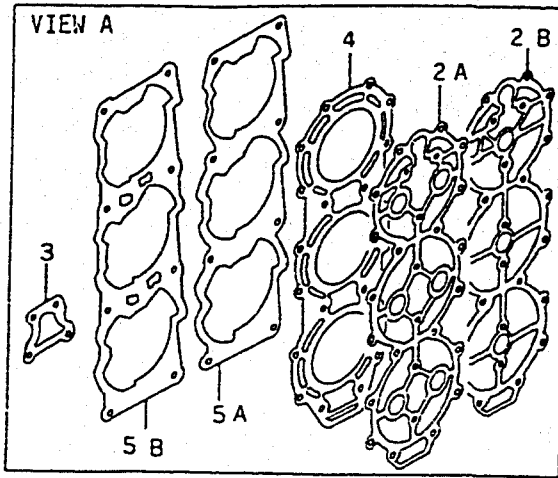
REF.NO.	PART NO.	DESCRIPTION	Q'TY	REMARKS
1-1	11410-87819	GASKET SET	1	MODEL:86/DT150/200
1-2	11410-87829	GASKET SET	1	MODEL:87-96/DT150/175/200/200S
1-3	11410-87829	GASKET SET	1	MODEL:97
2-1	11162-92E00	.GASKET, CYLINDER HEAD COVER	2	DT150/175/200
2-2	11162-92E11	.GASKET, CYLINDER HEAD COVER	2	DT200A/200S
3	17685-87D10	.GASKET, THERMOSTAT COVER	2	
4	11141-87D31	.GASKET, CYLINDER HEAD	2	
5	11228-92E01	.GASKET, CYLINDER	2	
6	14151-87D10	.GASKET, EXHAUST COVER	2	
7	14153-88D00	.GASKET, EXHAUST PLATE	2	
8	13121-87D10	.GASKET, INLET CASE	3	
9	13125-87D10	.GASKET, CARBURETOR	3	
10	13855-87D10	.GASKET, SILENCER	3	
11	17472-87D10	.GASKET, PUMP CASE UNDER	1	
12	11433-87D30	.GASKET, UNDER OIL SEAL	1	
13	51211-87D30	.GASKET, ENGINE HOLDER	1	
14	52231-87D30	.GASKET, EXHAUST MANIFOLD	1	
15	52331-87D30	.GASKET, EXHAUST TUBE HOUSING	1	

REFER TO FIG.108(2-B-12) FOR DT200EFI/150S
 REFER TO FIG.109(2-B-13) FOR DT225

FIG. 108

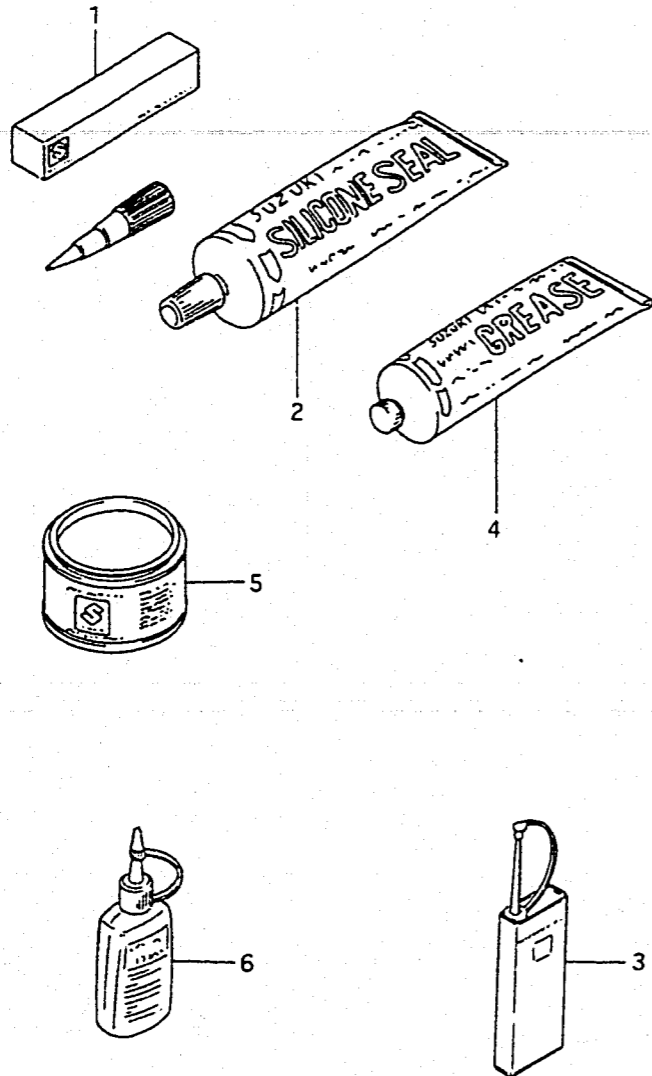
FIG.108(2-B-12)

OPTIONAL : GASKET SET (DT200EFI/150S)



REF.NO.	PART NO.	DESCRIPTION	Q'TY	REMARKS
1	11400-92804	GASKET SET	1	
2A	11162-92E00	.GASKET, CYLINDER HEAD COVER	2	FOR DT200EPI
2B	11162-92E11	.GASKET, CYLINDER HEAD COVER	2	FOR DT225
3	17685-87D10	.GASKET, THERMOSTAT COVER	2	
4	11141-87D31	.GASKET, CYLINDER HEAD	2	
5A	11228-88D21	.GASKET, CYLINDER	2	FOR DT200EFI W/F.R.S
5B	11228-92E01	.GASKET, CYLINDER	2	FOR DT225/-MODEL:93 N/F.R.S
6	14151-87D10	.GASKET, EXHAUST COVER	2	
7	14153-88D00	.GASKET, EXHAUST PLATE	2	
8	13121-92E11	.GASKET, INLET CASE	1	
9	13125-92E10	.GASKET, THROTTLE BODY	1	
10	17472-87D10	.GASKET, PUMP CASE UNDER	1	
11	11433-87D30	.GASKET, UNDER OIL SEAL	1	
12	51211-87D30	.GASKET, ENGINE HOLDER	1	
13	52231-87D30	.GASKET, EXHAUST MANIFOLD	1	
14	52331-87D30	.GASKET, EXHAUST TUBE HOUSING	1	

FIG. 110



REF.NO.	PART NO.	DESCRIPTION	Q'TY	REMARKS
1-1	99104-31140	LIQUID GASKET	1	FOR CRANKCASE (1207B)
1-2	99000-31120	SILICONE SEAL	1	50G, FOR GEAR CASE
2	99000-31030	SILICONE SEALANT	1	500G, FOR GEAR CASE
3	99000-32040	CEMENT, THREAD LOCK	1	200G
4	99000-25160	GREASE, WATER RESISTANT	1	250G
5	99000-25010	SUPER GREASE A	1	450G, FOR CRANK OIL SEAL
6-1	99000-32050	THREAD LOCK CEMENT	1	50G (1342)
6-2	99000-32020	THREAD LOCK CEMENT, SUPER	1	50G (1333B)
7-1	99011-87D24-03A	MANUAL, OWNER'S	1	MODEL:90
7-2	99011-87D25-03A	MANUAL, OWNER'S	1	MODEL:91
7-3	99011-87D26-03A	MANUAL, OWNER'S	1	MODEL:92
7-4	99011-87D28-03A	MANUAL, OWNER'S	1	MODEL:93,94
7-5	99011-87D32-03A	MANUAL, OWNER'S	1	DT200S, MODEL:90
7-6	99011-87D33-03A	MANUAL, OWNER'S	1	DT200S/200G, MODEL:91
7-7	99011-87D34-03A	MANUAL, OWNER'S	1	DT200S/200G, MODEL:92
7-8	99011-87D43-03A	MANUAL, OWNER'S	1	DT150S/225, MODEL:93
7-9	99011-87D44-03A	MANUAL, OWNER'S	1	DT200EF1/225, MODEL:94
7-10	99011-87D45-03A	MANUAL, OWNER'S	1	DT200EF1/225, MODEL:95
7-11	99011-87D62-03A	MANUAL, OWNER'S	1	DT150S, MODEL:95
7-12	99011-87D80-03A	MANUAL, OWNER'S	1	DT150, MODEL:95
7-13	99011-87D47-03A	MANUAL, OWNER'S	1	DT150EF1/200EF1/225 MODEL:96
7-14	99011-87D49-03A	MANUAL, OWNER'S	1	DT15EF1/200EF1/225 MODEL:97
7-15	99011-87D51-03A	MANUAL, OWNER'S	1	DT225 MODEL:98
7-16	99011-87D52-03A	MANUAL, OWNER'S	1	DT225 MODEL:99
7-17	99011-87DA1-03A	MANUAL, OWNER'S	1	DT225(G) MODEL:00